

# SPDR Index Shares Funds

## SPDR® Portfolio Europe ETF (the “Fund”)

Supplement dated August 1, 2023 to the Prospectus and  
Statement of Additional Information (“SAI”), each dated January 31, 2023,  
as may be supplemented from time to time

*Effective immediately, SSGA Funds Management, Inc., the investment adviser to the Fund, has agreed to reduce the Fund’s management fee from 0.09% to 0.07% of the Fund’s average daily net assets. Accordingly, effective immediately, the fee table and example table in the “FEES AND EXPENSES OF THE FUND” section on page 98 of the Prospectus are deleted and replaced with the following:*

### FEES AND EXPENSES OF THE FUND

The table below describes the fees and expenses that you may pay if you buy, hold and sell shares of the Fund (“Fund Shares”). You may pay other fees, such as brokerage commissions and other fees to financial intermediaries, which are not reflected in the table and Example below.

### ANNUAL FUND OPERATING EXPENSES

(expenses that you pay each year as a percentage of the value of your investment):

Management fees <sup>1</sup> . . . . .	0.07%
Distribution and service (12b-1) fees . . . . .	None
Other expenses . . . . .	0.00%
Total annual Fund operating expenses <sup>1</sup> . . . . .	0.07%

<sup>1</sup> The Fund’s “Management fees” and “Total annual Fund operating expenses” have been restated to reflect a reduction in the Fund’s management fee.

### EXAMPLE:

This Example is intended to help you compare the cost of investing in the Fund with the cost of investing in other mutual funds. The Example assumes that you invest \$10,000 in the Fund for the time periods indicated, and then sell all of your Fund Shares at the end of those periods. The Example also assumes that your investment has a 5% return each year and that the Fund’s operating expenses remain the same. Although your actual costs may be higher or lower, based on these assumptions your costs would be:

<u>Year 1</u>	<u>Year 3</u>	<u>Year 5</u>	<u>Year 10</u>
\$7	\$23	\$40	\$90

*Effective immediately, all additional references in the Prospectus and SAI to the Fund’s management fee are revised as indicated above.*

**PLEASE RETAIN THIS SUPPLEMENT FOR FUTURE REFERENCE**

# SPDR Index Shares Funds

## SPDR® Portfolio Emerging Markets ETF (the “Fund”)

Supplement dated August 1, 2023 to the Prospectus and  
Statement of Additional Information (“SAI”), each dated January 31, 2023,  
as may be supplemented from time to time

*Effective immediately, SSGA Funds Management, Inc., the investment adviser to the Fund, has agreed to reduce the Fund’s management fee from 0.11% to 0.07% of the Fund’s average daily net assets. Accordingly, effective immediately, the fee table and example table in the “FEES AND EXPENSES OF THE FUND” section on page 91 of the Prospectus are deleted and replaced with the following:*

### FEES AND EXPENSES OF THE FUND

The table below describes the fees and expenses that you may pay if you buy, hold and sell shares of the Fund (“Fund Shares”). You may pay other fees, such as brokerage commissions and other fees to financial intermediaries, which are not reflected in the table and Example below.

### ANNUAL FUND OPERATING EXPENSES

(expenses that you pay each year as a percentage of the value of your investment):

Management fees <sup>1</sup> . . . . .	0.07%
Distribution and service (12b-1) fees . . . . .	None
Other expenses . . . . .	0.00%
Total annual Fund operating expenses <sup>1</sup> . . . . .	0.07%

<sup>1</sup> The Fund’s “Management fees” and “Total annual Fund operating expenses” have been restated to reflect a reduction in the Fund’s management fee.

### EXAMPLE:

This Example is intended to help you compare the cost of investing in the Fund with the cost of investing in other mutual funds. The Example assumes that you invest \$10,000 in the Fund for the time periods indicated, and then sell all of your Fund Shares at the end of those periods. The Example also assumes that your investment has a 5% return each year and that the Fund’s operating expenses remain the same. Although your actual costs may be higher or lower, based on these assumptions your costs would be:

<u>Year 1</u>	<u>Year 3</u>	<u>Year 5</u>	<u>Year 10</u>
\$7	\$23	\$40	\$90

*Effective immediately, all additional references in the Prospectus and SAI to the Fund’s management fee are revised as indicated above.*

**PLEASE RETAIN THIS SUPPLEMENT FOR FUTURE REFERENCE**

# SPDR Index Shares Funds

## SPDR® Portfolio Developed World ex-US ETF (the “Fund”)

Supplement dated August 1, 2023 to the Prospectus and  
Statement of Additional Information (“SAI”), each dated January 31, 2023,  
as may be supplemented from time to time

*Effective immediately, SSGA Funds Management, Inc., the investment adviser to the Fund, has agreed to reduce the Fund’s management fee from 0.04% to 0.03% of the Fund’s average daily net assets. Accordingly, effective immediately, the fee table and example table in the “FEES AND EXPENSES OF THE FUND” section on page 85 of the Prospectus are deleted and replaced with the following:*

### FEES AND EXPENSES OF THE FUND

The table below describes the fees and expenses that you may pay if you buy, hold and sell shares of the Fund (“Fund Shares”). You may pay other fees, such as brokerage commissions and other fees to financial intermediaries, which are not reflected in the table and Example below.

### ANNUAL FUND OPERATING EXPENSES

(expenses that you pay each year as a percentage of the value of your investment):

Management fees <sup>1</sup> . . . . .	0.03%
Distribution and service (12b-1) fees . . . . .	None
Other expenses . . . . .	0.00%
Total annual Fund operating expenses <sup>1</sup> . . . . .	0.03%

<sup>1</sup> The Fund’s “Management fees” and “Total annual Fund operating expenses” have been restated to reflect a reduction in the Fund’s management fee.

### EXAMPLE:

This Example is intended to help you compare the cost of investing in the Fund with the cost of investing in other mutual funds. The Example assumes that you invest \$10,000 in the Fund for the time periods indicated, and then sell all of your Fund Shares at the end of those periods. The Example also assumes that your investment has a 5% return each year and that the Fund’s operating expenses remain the same. Although your actual costs may be higher or lower, based on these assumptions your costs would be:

<u>Year 1</u>	<u>Year 3</u>	<u>Year 5</u>	<u>Year 10</u>
\$3	\$10	\$17	\$39

*Effective immediately, all additional references in the Prospectus and SAI to the Fund’s management fee are revised as indicated above.*

**PLEASE RETAIN THIS SUPPLEMENT FOR FUTURE REFERENCE**

**SPDR® INDEX SHARES FUNDS**  
**SPDR MSCI ACWI Climate Paris Aligned ETF**  
**(the “Fund”)**

*Supplement dated May 31, 2023 to the Prospectus and Summary Prospectus,  
each dated January 31, 2023, as may be supplemented from time to time*

**The Fund seeks to track the performance of the MSCI ACWI Climate Paris Aligned Index (the “Index”). Effective with the Index’s rebalance occurring after the close of business on May 31, 2023, the Index’s methodology is updated to reflect revisions to certain constraints incorporated into the Index’s optimization process. As a result, the seventh paragraph and accompanying bullets in “THE FUND’S PRINCIPAL INVESTMENT STRATEGY” on page 36 of the Prospectus and page 3 of the Summary Prospectus are replaced with the following:**

The optimization process incorporates the following Index-level constraints to achieve transition and physical risk objectives:

- At least 50% reduction in the weighted average of index constituents’ greenhouse gas (“GHG”) Intensity relative to the Parent Index, taking into account Scope 1, 2 and 3 emissions. Scope 1 emissions are direct GHG emissions that occur from sources that are controlled or owned by an organization. Scope 2 emissions are indirect GHG emissions generated in the production of electricity consumed by the organization. Scope 3 emissions encompass all other indirect GHG emissions that are a consequence of the activities of the organization, but occur from sources not owned or controlled by the organization. GHG Intensity measures a company’s Scope 1, 2 and 3 emissions relative to its enterprise value including cash.
- At least 10% average reduction (per year) in GHG Intensity relative to GHG Intensity of the Index as of June 1, 2020.
- Aggregate exposure to High Climate Impact Sectors that is not less than the aggregate exposure in the Parent Index. High Impact Climate Sectors are defined by EU BMR as those sectors that are key to the low-carbon transition.
- At least 20% increase, relative to the Eligible Universe, in the aggregate weight of companies (i) having one or more active carbon emissions reduction target(s) approved by the Science Based Targets initiative (SBTi), or (ii) companies that (a) publish emissions reduction targets, (b) publish their annual emissions levels, and (c) have reduced their GHG intensity by at least 7% over each of the last three years.
- At least 50% reduction in the weighted average of index constituents’ Potential Emissions Intensity relative to the Parent Index. Potential Emissions Intensity represents the sum of a company’s estimated carbon emissions assuming the company uses its owned coal, oil and gas reserves relative to the company’s enterprise value including cash.
- Aggregate Climate Value-at-Risk (“VaR”) greater than or equal to -5% of the aggregate Climate VaR of the Parent Index. Climate VaR is designed to provide a forward looking assessment of the impacts of climate change on a company’s valuation based on the global average temperature under a 1.5 degree Celsius warming scenario compared to pre-industrial levels.
- At least 10% increase in the weighted average of index constituents’ Low Carbon Transition (LCT) Score relative to the Parent Index. The LCT Score seeks to identify a company’s exposure to and management of risk and opportunities related to low carbon transition.
- At least 50% reduction in the weighted average of index constituents’ Extreme Weather Climate VaR relative to the Parent Index. Extreme Weather Climate VaR is an assessment of a company’s future costs arising from severe weather events and the potential impact of such costs on the company’s future financial performance.

**PLEASE RETAIN THIS SUPPLEMENT FOR FUTURE REFERENCE**

053123SUPP2

# **SPDR® INDEX SHARES FUNDS**

*(the “Trust”)*

## **SPDR Bloomberg SASB Developed Markets Ex US ESG Select ETF**

*(the “Fund”)*

*Supplement dated February 24, 2023*

*to the Summary Prospectus, Prospectus and Statement of Additional Information  
each dated January 31, 2023, as may be supplemented from time to time*

On February 23, 2023, at the recommendation of SSGA Funds Management, Inc., the Trust’s investment adviser, the Trust’s Board of Trustees voted to close and liquidate the Fund.

The Fund will create and redeem creation units through April 11, 2023, which will also be the last day of trading of the Fund’s shares on the NYSE Arca, Inc., the Fund’s principal U.S. listing exchange. The Fund will cease operations, liquidate its assets, and prepare to distribute proceeds to shareholders of record on or about April 17, 2023 (the “Liquidation Date”). Shareholders of record of the Fund remaining on the Liquidation Date will receive cash at the net asset value of their shares as of such date, which will include any net capital gains and net investment income as of this date that had not been previously distributed. Any net capital gains and net investment income from the previous fiscal year, which were not distributed by the end of the most recent fiscal year-end, may be distributed to shareholders in advance of the Liquidation Date, in what is commonly referred to as a “spillback distribution.”

Prior to the Liquidation Date, the Fund will be in the process of closing down and liquidating its portfolio, which will result in the Fund not tracking its Index and increasing its holdings in cash and/or cash equivalents, which may not be consistent with the Fund’s investment objective and strategy. Shareholders of the Fund may sell their holdings on the NYSE Arca, Inc. prior to April 12, 2023. Customary brokerage charges may apply to such transactions. From April 12, 2023 through the Liquidation Date, we cannot assure you that there will be a market for your shares.

On or about April 18, 2023, the Fund will distribute to its remaining shareholders a liquidating cash distribution equal to the current net asset value of their shares. While Fund shareholders remaining on the Liquidation Date will not incur transaction fees, shareholders generally will recognize a capital gain or loss on the redemptions. Shareholders should contact their tax adviser to discuss the income tax consequences of the liquidation.

Shareholders can call 1-866-787-2257 for additional information.

**PLEASE RETAIN THIS SUPPLEMENT FOR FUTURE REFERENCE**

022423SUPP1

**SPDR® INDEX SHARES FUNDS**  
*(the “Trust”)*

**SPDR Bloomberg SASB Emerging Markets ESG Select ETF**  
*(the “Fund”)*

*Supplement dated February 24, 2023  
to the Summary Prospectus, Prospectus and Statement of Additional Information  
each dated January 31, 2023, as may be supplemented from time to time*

On February 23, 2023, at the recommendation of SSGA Funds Management, Inc., the Trust’s investment adviser, the Trust’s Board of Trustees voted to close and liquidate the Fund.

The Fund will create and redeem creation units through April 11, 2023, which will also be the last day of trading of the Fund’s shares on the NYSE Arca, Inc., the Fund’s principal U.S. listing exchange. The Fund will cease operations, liquidate its assets, and prepare to distribute proceeds to shareholders of record on or about April 17, 2023 (the “Liquidation Date”). Shareholders of record of the Fund remaining on the Liquidation Date will receive cash at the net asset value of their shares as of such date, which will include any net capital gains and net investment income as of this date that had not been previously distributed. Any net capital gains and net investment income from the previous fiscal year, which were not distributed by the end of the most recent fiscal year-end, may be distributed to shareholders in advance of the Liquidation Date, in what is commonly referred to as a “spillback distribution.”

Prior to the Liquidation Date, the Fund will be in the process of closing down and liquidating its portfolio, which will result in the Fund not tracking its Index and increasing its holdings in cash and/or cash equivalents, which may not be consistent with the Fund’s investment objective and strategy. Shareholders of the Fund may sell their holdings on the NYSE Arca, Inc. prior to April 12, 2023. Customary brokerage charges may apply to such transactions. From April 12, 2023 through the Liquidation Date, we cannot assure you that there will be a market for your shares.

On or about April 18, 2023, the Fund will distribute to its remaining shareholders a liquidating cash distribution equal to the current net asset value of their shares. While Fund shareholders remaining on the Liquidation Date will not incur transaction fees, shareholders generally will recognize a capital gain or loss on the redemptions. Shareholders should contact their tax adviser to discuss the income tax consequences of the liquidation.

Shareholders can call 1-866-787-2257 for additional information.

**PLEASE RETAIN THIS SUPPLEMENT FOR FUTURE REFERENCE**

022423SUPP3

# Prospectus

January 31, 2023

## SPDR® Index Shares Funds

SPDR Bloomberg SASB Developed Markets Ex US ESG Select ETF (RDMX)      SPDR Portfolio Developed World ex-US ETF (SPDW)  
SPDR Bloomberg SASB Emerging Markets ESG Select ETF (REMG)      SPDR Portfolio Emerging Markets ETF (SPEM)  
SPDR Dow Jones Global Real Estate ETF (RWO)      SPDR Portfolio Europe ETF (SPEU)  
SPDR Dow Jones International Real Estate ETF (RWX)      SPDR Portfolio MSCI Global Stock Market ETF (SPGM)  
SPDR EURO STOXX® 50 ETF (FEZ)      SPDR S&P China ETF (GXC)  
SPDR MSCI ACWI Climate Paris Aligned ETF (formerly, SPDR MSCI ACWI Low Carbon Target ETF) (NZAC)      SPDR S&P Emerging Asia Pacific ETF (GMF)  
SPDR MSCI ACWI ex-US ETF (CWI)      SPDR S&P Emerging Markets Dividend ETF (EDIV)  
SPDR MSCI EAFE® Fossil Fuel Reserves Free ETF (EFAX)      SPDR S&P Emerging Markets Small Cap ETF (EWX)  
SPDR MSCI EAFE StrategicFactors<sup>SM</sup> ETF (QEFA)      SPDR S&P Global Dividend ETF (WDIV)  
SPDR MSCI Emerging Markets Fossil Fuel Reserves Free ETF (EEMX)      SPDR S&P Global Infrastructure ETF (GII)  
SPDR MSCI Emerging Markets StrategicFactors<sup>SM</sup> ETF (QEMM)      SPDR S&P Global Natural Resources ETF (GNR)  
SPDR MSCI World StrategicFactors<sup>SM</sup> ETF (QWLD)      SPDR S&P International Dividend ETF (DWX)  
      SPDR S&P International Small Cap ETF (GWX)  
      SPDR S&P North American Natural Resources ETF (NANR)

Principal U.S. Listing Exchange: NYSE Arca, Inc. (except the SPDR MSCI ACWI Climate Paris Aligned ETF (NZAC) is listed on The Nasdaq Stock Market LLC)

The U.S. Securities and Exchange Commission has not approved or disapproved these securities or passed upon the accuracy or adequacy of this Prospectus. Any representation to the contrary is a criminal offense. Shares in the Funds are not guaranteed or insured by the Federal Deposit Insurance Corporation or any other agency of the U.S. Government, nor are shares deposits or obligations of any bank. It is possible to lose money by investing in the Funds.





# Table of Contents

Fund Summaries	
SPDR Bloomberg SASB Developed Markets Ex US ESG Select ETF	1
SPDR Bloomberg SASB Emerging Markets ESG Select ETF	8
SPDR Dow Jones Global Real Estate ETF	16
SPDR Dow Jones International Real Estate ETF	22
SPDR EURO STOXX 50 ETF	28
SPDR MSCI ACWI Climate Paris Aligned ETF	34
SPDR MSCI ACWI ex-US ETF	43
SPDR MSCI EAFE Fossil Fuel Reserves Free ETF	49
SPDR MSCI EAFE StrategicFactors <sup>SM</sup> ETF	56
SPDR MSCI Emerging Markets Fossil Fuel Reserves Free ETF	63
SPDR MSCI Emerging Markets StrategicFactors <sup>SM</sup> ETF	71
SPDR MSCI World StrategicFactors <sup>SM</sup> ETF	79
SPDR Portfolio Developed World ex-US ETF	85
SPDR Portfolio Emerging Markets ETF	91
SPDR Portfolio Europe ETF	98
SPDR Portfolio MSCI Global Stock Market ETF	104
SPDR S&P China ETF	110
SPDR S&P Emerging Asia Pacific ETF	117
SPDR S&P Emerging Markets Dividend ETF	125
SPDR S&P Emerging Markets Small Cap ETF	132
SPDR S&P Global Dividend ETF	139
SPDR S&P Global Infrastructure ETF	146
SPDR S&P Global Natural Resources ETF	153
SPDR S&P International Dividend ETF	160
SPDR S&P International Small Cap ETF	167
SPDR S&P North American Natural Resources ETF	173
Additional Strategies Information	179
Additional Risk Information	180
Management	216
Index/Trademark Licenses/Disclaimers	222
Additional Purchase and Sale Information	225
Distributions	226
Portfolio Holdings Disclosure	227
Additional Tax Information	227
General Information	231
Financial Highlights	231
Where to Learn More About the Funds	Back Cover

## FUND SUMMARIES

# SPDR Bloomberg SASB Developed Markets Ex US ESG Select ETF

### INVESTMENT OBJECTIVE

The SPDR Bloomberg SASB Developed Markets Ex US ESG Select ETF seeks to provide investment results that, before fees and expenses, correspond generally to the total return performance of an index that tracks stocks of large- and mid-capitalization companies in developed markets, excluding companies in the US, that exhibit certain environmental, social and governance (“ESG”) characteristics.

### FEES AND EXPENSES OF THE FUND

The table below describes the fees and expenses that you may pay if you buy, hold and sell shares of the Fund (“Fund Shares”). **You may pay other fees, such as brokerage commissions and other fees to financial intermediaries, which are not reflected in the table and Example below.**

**ANNUAL FUND OPERATING EXPENSES** (expenses that you pay each year as a percentage of the value of your investment):

Management fees	0.12%
Distribution and service (12b-1) fees	None
Other expenses	0.00%
<b>Total annual Fund operating expenses</b>	<b>0.12%</b>

### EXAMPLE:

This Example is intended to help you compare the cost of investing in the Fund with the cost of investing in other funds. The Example assumes that you invest \$10,000 in the Fund for the time periods indicated, and then sell or hold all of your Fund Shares at the end of those periods. The Example also assumes that your investment has a 5% return each year and that the Fund’s operating expenses remain the same. Although your actual costs may be higher or lower, based on these assumptions your costs would be:

Year 1	Year 3	Year 5	Year 10
\$12	\$39	\$68	\$154

### PORTFOLIO TURNOVER:

The Fund pays transaction costs, such as commissions, when it buys and sells securities (or “turns over” its portfolio). A higher portfolio turnover rate may indicate higher transaction costs and may result in higher taxes when Fund Shares are held in a taxable account. These costs, which are not reflected in Annual Fund Operating Expenses or in the Example, affect the Fund’s performance. From the Fund’s commencement of operations on January 10, 2022 to the most recent fiscal year end, the Fund’s portfolio turnover rate was 27% of the average value of its portfolio.

### THE FUND’S PRINCIPAL INVESTMENT STRATEGY

In seeking to track the performance of the Bloomberg SASB Developed Markets ex US Large & Mid Cap ESG Ex-Controversies Select Index (the “Index”), the Fund employs a sampling strategy, which means that the Fund is not required to purchase all of the securities represented in the Index. Instead, the Fund may purchase a subset of the securities in the Index in an effort to hold a portfolio of securities with generally the same risk and return characteristics of the Index. The quantity of holdings in the Fund will be based on a number of factors, including asset size of the Fund. Based on its analysis of these factors, SSGA Funds Management, Inc. (“SSGA FM” or the “Adviser”), the investment adviser to the Fund, either may invest the Fund’s assets in a subset of securities in the Index or may invest the Fund’s assets in substantially all of the securities represented in the Index in approximately the same proportions as the Index, as determined by the Adviser to be in the best interest of the Fund in pursuing its objective.

Under normal market conditions, the Fund generally invests substantially all, but at least 80%, of its total assets in the securities comprising the Index and in depositary receipts (including American Depositary Receipts (“ADRs”) or Global Depositary Receipts (“GDRs”)) based on securities comprising the Index. In addition, in seeking to track the Index, the

Fund may invest in equity securities that are not included in the Index (including common stock, preferred stock, depositary receipts and shares of other investment companies), cash and cash equivalents or money market instruments, such as repurchase agreements and money market funds (including money market funds advised by the Adviser). In seeking to track the Index, the Fund's assets may be concentrated in an industry or group of industries, but only to the extent that the Index concentrates in a particular industry or group of industries. Futures contracts (a type of derivative instrument) may be used by the Fund in seeking performance that corresponds to the Index and in managing cash flows.

The Index is designed to measure the performance of large- and mid-capitalization companies in developed markets (excluding the United States) that exhibit certain ESG characteristics, while also exhibiting risk and return characteristics that are comparable to those of the Bloomberg Developed Markets ex US Large & Mid Cap Index (the "Parent Index"). The Parent Index includes stocks of large- and mid-capitalization companies from developed market countries (excluding the United States).

The Index incorporates ESG criteria to screen securities within the Parent Index and assign scores to the remaining securities. The scoring system that is utilized by the Index, the "Responsibility" or "R-Factor™" score, was developed by State Street Global Advisors. The R-Factor™ score measures the performance of a company's business operations and governance as related to financially material ESG challenges facing the issuer's industry. The R-Factor™ score draws on a number of data sources that provide data metrics on a variety of ESG topics.

The R-Factor™ scoring process comprises two underlying components, an ESG component and a corporate governance component. The ESG component is based on the framework published by the Sustainability Accounting Standards Board ("SASB"), which attempts to identify ESG issues that are financially material to an issuer based on its industry classification. The ESG component of the R-Factor™ score is determined using only those metrics from data sources that specifically address such issues. The corporate governance component of the score is generated using region-specific corporate governance codes developed by investors or regulators that describe minimum corporate governance expectations of a particular region. The governance codes typically address topics such as shareholder rights, board independence and executive compensation. The corporate governance component uses data provided by data sources to assign a corporate governance score according to these governance codes.

To construct the Index, the Parent Index is first screened to remove securities of issuers involved in, and/or which derive significant revenue (as determined by the Index Provider (as defined below)) from, certain practices, industries or product lines, including: Extreme Event Controversies, Controversial Weapons, UN Global Compact Violations, Civilian Firearms, Thermal Coal Extraction and Tobacco (collectively, "Controversial Categories"). The Index Provider incorporates data sourced by a third-party ESG data provider for applying the screen. If there is insufficient data available to determine whether an issuer is involved in and/or derives significant revenue from Controversial Categories, the issuer's securities will be excluded from the Index. The remaining securities are then further screened to remove all companies without an R-Factor™ score. All remaining constituents are considered the investable universe. The Index then utilizes a quantitative process that selects a portfolio of securities and assigns weights designed to maximize the Index's overall R-Factor™ score, while maintaining predicted tracking error within a targeted range relative to the Parent Index. The quantitative process also applies (i) individual security, sector and country weighting constraints; and (ii) a constituent turnover constraint. As a result of the quantitative process' objectives and applied constraints, the Index may not necessarily include the securities of companies with the highest R-Factor™ scores. As of November 30, 2022, the Fund consisted of securities from the following developed market countries: Australia, Austria, Belgium, Canada, Denmark, Finland, France, Germany, Hong Kong, Ireland, Israel, Italy, Japan, the Netherlands, New Zealand, Norway, Portugal, Singapore, Spain, Sweden, Switzerland and the United Kingdom. As of November 30, 2022, a significant portion of the Fund comprised companies in the financial sector, although this may change from time to time. As of November 30, 2022, a significant portion of the Fund comprised companies located in Europe, although this may change from time to time. As of November 30, 2022, the Index comprised 438 securities.

Rebalancing and reconstitution of the Index is quarterly, effective after the close of business on the second Wednesday of March, June, September and December.

The Index is sponsored by Bloomberg Index Services Limited (the "Index Provider"), which is not affiliated with the Fund or the Adviser. The Index Provider determines the composition of the Index, relative weightings of the securities in the Index and publishes information regarding the market value of the Index.

#### **PRINCIPAL RISKS OF INVESTING IN THE FUND**

As with all investments, there are certain risks of investing in the Fund. Fund Shares will change in value, and you could lose money by investing in the Fund. An investment in the Fund is not insured or guaranteed by the Federal Deposit Insurance Corporation or any other government agency.

**Market Risk:** The Fund's investments are subject to changes in general economic conditions, general market fluctuations and the risks inherent in investment in securities markets. Investment markets can be volatile and prices of investments can change substantially due to various factors including, but not limited to, economic growth or recession, changes in interest rates, inflation, changes in the actual or perceived creditworthiness of issuers, and general market liquidity. The Fund is subject to the risk that geopolitical events will disrupt securities markets and adversely affect global economies and markets. Local, regional or global events such as war, military conflicts, acts of terrorism, natural disasters, the spread of infectious illness or other public health issues, or other events could have a significant impact on the Fund and its investments.

**Equity Investing Risk:** The market prices of equity securities owned by the Fund may go up or down, sometimes rapidly or unpredictably. The value of a security may decline for a number of reasons that may directly relate to the issuer and also may decline due to general industry or market conditions that are not specifically related to a particular company. In addition, equity markets tend to move in cycles, which may cause stock prices to fall over short or extended periods of time.

**ESG Investing Risk:** The Index's incorporation of ESG considerations in its methodology may cause the Fund to make different investments than funds that do not incorporate such considerations in their strategy or investment processes. Under certain economic conditions, this could cause the Fund's investment performance to be worse than funds that do not incorporate such considerations. The Index's incorporation of ESG considerations may affect the Fund's exposure to certain sectors and/or types of investments, and may adversely impact the Fund's performance depending on whether such sectors or investments are in or out of favor in the market. The Index methodology incorporates data and scores provided by third parties, which may be unavailable or limited for certain issuers and/or only take into account one or a few of many ESG related components of portfolio companies. In instances where data or scores are unavailable or limited, (i) the Index may include, and the Fund may therefore hold, securities of companies that otherwise would not be included or held if data or scores were available or more complete, or (ii) the Index, and therefore the Fund, may exclude securities of companies that otherwise would have been included or held if data or scores were available or more complete. In addition, ESG information and scores across third party data providers, indexes and other funds may differ and/or be incomparable. To the extent circumstances evolve in between reconstitutions, the Index may include, and the Fund may therefore hold for a period of time, securities of companies that do not align with the Fund's ESG-related objectives and/or criteria.

**Non-U.S. Securities Risk:** Non-U.S. securities (including depositary receipts) are subject to political, regulatory, and economic risks not present in domestic investments. There may be less information publicly available about a non-U.S. entity than about a U.S. entity, and many non-U.S. entities are not subject to accounting, auditing, legal and financial report standards comparable to those in the United States. Further, such entities and/or their securities may be subject to risks associated with currency controls; expropriation; changes in tax policy; greater market volatility; differing securities market structures; higher transaction costs; and various administrative difficulties, such as delays in clearing and settling portfolio transactions or in receiving payment of dividends. To the extent underlying securities held by the Fund trade on foreign exchanges that are closed when the exchange on which the Fund's shares trade is open, there may be deviations between the current price of an underlying security and the last quoted price for the underlying security on the closed foreign market. These deviations could result in the Fund experiencing premiums or discounts greater than those of ETFs that invest in domestic securities. Securities traded on foreign markets may be less liquid (harder to sell) than securities traded domestically. Foreign governments may impose restrictions on the repatriation of capital to the U.S. In addition, to the extent that the Fund buys securities denominated in a foreign currency, there are special risks such as changes in currency exchange rates and the risk that a foreign government could regulate foreign exchange transactions. In addition, to the extent investments are made in a limited number of countries, events in those countries will have a more significant impact on the Fund. Investments in depositary receipts may be less liquid and more volatile than the underlying shares in their primary trading market.

**Fluctuation of Net Asset Value, Share Premiums and Discounts Risk:** As with all exchange-traded funds, Fund Shares may be bought and sold in the secondary market at market prices. The trading prices of Fund Shares in the secondary market may differ from the Fund's daily net asset value per share and there may be times when the market price of the shares is more than the net asset value per share (premium) or less than the net asset value per share (discount). This risk is heightened in times of market volatility or periods of steep market declines.

**Currency Risk:** The value of the Fund's assets may be affected favorably or unfavorably by currency exchange rates, currency exchange control regulations, and delays, restrictions or prohibitions on the repatriation of foreign currencies. Foreign currency exchange rates may have significant volatility, and changes in the values of foreign currencies against the U.S. dollar may result in substantial declines in the values of the Fund's assets denominated in foreign currencies.

**Depository Receipts Risk:** Investments in depository receipts may be less liquid and more volatile than the underlying securities in their primary trading market. If a depository receipt is denominated in a different currency than its underlying securities, the Fund will be subject to the currency risk of both the investment in the depository receipt and the underlying security. Holders of depository receipts may have limited or no rights to take action with respect to the underlying securities or to compel the issuer of the receipts to take action. The prices of depository receipts may differ from the prices of securities upon which they are based. To the extent the Fund invests in depository receipts based on securities included in the Index, such differences in prices may increase index tracking risk.

**Financial Sector Risk:** Financial services companies are subject to extensive governmental regulation, which may limit both the amounts and types of loans and other financial commitments they can make, the interest rates and fees they can charge, the scope of their activities, the prices they can charge and the amount of capital they must maintain. Profitability is largely dependent on the availability and cost of capital funds and can fluctuate significantly when interest rates change or due to increased competition. In addition, deterioration of the credit markets generally may cause an adverse impact in a broad range of markets, including U.S. and international credit and interbank money markets generally, thereby affecting a wide range of financial institutions and markets. Certain events in the financial sector may cause an unusually high degree of volatility in the financial markets, both domestic and foreign, and cause certain financial services companies to incur large losses. Securities of financial services companies may experience a dramatic decline in value when such companies experience substantial declines in the valuations of their assets, take action to raise capital (such as the issuance of debt or equity securities), or cease operations. Credit losses resulting from financial difficulties of borrowers and financial losses associated with investment activities can negatively impact the sector. Insurance companies may be subject to severe price competition. Adverse economic, business or political developments could adversely affect financial institutions engaged in mortgage finance or other lending or investing activities directly or indirectly connected to the value of real estate.

**Futures Contract Risk:** A futures contract is a standardized agreement that calls for the purchase or sale of a specific asset at a specific price at a specific future time, or cash settlement of the terms of the contract. Transactions in futures contracts can create investment leverage and may have significant volatility. It is possible that a futures contract transaction will result in a much greater loss than the principal amount invested, and the Fund may not be able to close out the futures contract at a favorable time or price. There is no assurance that a liquid secondary market on an exchange will exist for any particular futures contract. In the event no such market exists, it might not be possible to effect closing transactions, and the Fund will be unable to terminate its exposure to the futures contract. There is also a risk of imperfect correlation between movements in the prices of the futures contract and movements in the price of the underlying assets. The counterparty to a futures contract may be unable or unwilling to make timely settlement payments, return the Fund's margin, or otherwise honor its obligations.

**Geographic Focus Risk:** The performance of a fund that is less diversified across countries or geographic regions will be closely tied to market, currency, economic, political, environmental, or regulatory conditions and developments in the countries or regions in which the fund invests, and may be more volatile than the performance of a more geographically-diversified fund.

**Europe:** Developed and emerging market countries in Europe will be significantly affected by the fiscal and monetary controls of the Economic and Monetary Union of the European Union ("EU"). Changes in regulations on trade, decreasing imports or exports, changes in the exchange rate of the euro and recessions among European countries may have a significant adverse effect on the economies of other European countries. In addition, one or more countries may abandon the euro and/or withdraw from the EU. For example, on January 31, 2020, the United Kingdom formally withdrew from the EU (commonly referred to as "Brexit") and, after a transition period, left the EU single market and customs union under the terms of a new trade agreement on December 31, 2020. The agreement governs the new relationship between the United Kingdom and EU with respect to trading goods and services, but critical aspects of the relationship remain unresolved and subject to further negotiation and agreement. The full scope and nature of the consequences of the exit are not at this time known and are unlikely to be known for a significant period of time. It is also unknown whether the United Kingdom's exit will increase the likelihood of other countries also departing the EU. Any



exits from the EU, or the possibility of such exits, may have a significant impact on the United Kingdom, Europe, and global economies, which may result in increased volatility and illiquidity, new legal and regulatory uncertainties and potentially lower economic growth for such economies that could potentially have an adverse effect on the value of the Fund's investments. In addition, a number of countries in Europe have suffered terrorist attacks and additional attacks may occur in the future. Such attacks may cause uncertainty in financial markets and may adversely affect the performance of the issuers to which the Fund has exposure.

**Indexing Strategy/Index Tracking Risk:** The Fund is managed with an indexing investment strategy, attempting to track the performance of an unmanaged index of securities, regardless of the current or projected performance of the Index or of the actual securities comprising the Index. This differs from an actively-managed fund, which typically seeks to outperform a benchmark index. As a result, the Fund's performance may be less favorable than that of a portfolio managed using an active investment strategy. The structure and composition of the Index will affect the performance, volatility, and risk of the Index and, consequently, the performance, volatility, and risk of the Fund. Errors in index data, index computations or the construction of the Index in accordance with its methodology may occur from time to time and may not be identified and corrected by the Index Provider for a period of time or at all, which may have an adverse impact on the Fund and its shareholders. To the extent circumstances evolve in between reconstitutions, the Index may include, and the Fund may therefore hold for a period of time, securities of companies that do not align with the Index's objective and/or criteria. When there are changes made to the component securities of the Index and the Fund in turn makes similar changes to its portfolio, any transaction costs and market exposure arising from such portfolio changes will be borne directly by the Fund and its shareholders. The Fund may recognize gains as a result of rebalancing or reconstituting its securities holdings to reflect changes in the securities included in the Index. The Fund also may be required to distribute any such gains to its shareholders to avoid adverse federal income tax consequences. While the Adviser seeks to track the performance of the Index (*i.e.*, achieve a high degree of correlation with the Index), the Fund's return may not match the return of the Index. The Fund incurs a number of operating expenses not applicable to the Index, and incurs costs in buying and selling securities. In addition, the Fund may not be fully invested at times, generally as a result of cash flows into or out of the Fund or reserves of cash held by the Fund to meet redemptions. The Adviser may attempt to track the Index return by investing in fewer than all of the securities in the Index, or in some securities not included in the Index, potentially increasing the risk of divergence between the Fund's return and that of the Index.

**Large-Capitalization Securities Risk:** Returns on investments in securities of large companies could trail the returns on investments in securities of smaller and mid-sized companies. Larger companies may be unable to respond as quickly as smaller and mid-sized companies to competitive challenges or to changes in business, product, financial, or other market conditions. Larger companies may not be able to maintain growth at the high rates that may be achieved by well-managed smaller and mid-sized companies.

**Limited Track Record Risk:** The Fund has a limited track record and there is no assurance that the Fund will grow quickly. When the Fund's size is small, the Fund may experience low trading volume, which could lead to wider bid/ask spreads. In addition, the Fund may face the risk of being delisted if the Fund does not meet certain conditions of the listing exchange. Any resulting liquidation of the Fund could cause elevated transaction costs for the Fund and negative tax consequences for its shareholders.

**Mid-Capitalization Securities Risk:** The securities of mid-capitalization companies may be more volatile and may involve more risk than the securities of larger companies. These companies may have limited product lines, markets or financial resources, may lack the competitive strength of larger companies, and may depend on a few key employees. In addition, these companies may have been recently organized and may have little or no track record of success. The securities of mid-sized companies may trade less frequently and in smaller volumes than more widely held securities. Some securities of mid-sized issuers may be illiquid or may be restricted as to resale, and their values may be volatile.

**Non-Diversification Risk:** As a "non-diversified" fund, the Fund may hold a smaller number of portfolio securities than many other funds. To the extent the Fund invests in a relatively small number of issuers, a decline in the market value of a particular security held by the Fund may affect its value more than if it invested in a larger number of issuers. The value of Fund Shares may be more volatile than the values of shares of more diversified funds. The Fund may become diversified for periods of time solely as a result of tracking the Index (e.g., changes in weightings of one or more component securities).

**Unconstrained Sector Risk:** The Fund may invest a substantial portion of its assets within one or more economic sectors or industries, which may change from time to time. Greater investment focus on one or more sectors or industries increases the potential for volatility and the risk that events negatively affecting such sectors or industries could reduce returns, potentially causing the value of the Fund's shares to decrease, perhaps significantly.

**Valuation Risk:** Some portfolio holdings, potentially a large portion of the Fund's investment portfolio, may be valued on the basis of factors other than market quotations. This may occur more often in times of market turmoil or reduced liquidity. There are multiple methods that can be used to value a portfolio holding when market quotations are not readily available. The value established for any portfolio holding at a point in time might differ from what would be produced using a different methodology or if it had been priced using market quotations. Portfolio holdings that are valued using techniques other than market quotations, including "fair valued" securities, may be subject to greater fluctuation in their valuations from one day to the next than if market quotations were used. In addition, there is no assurance that the Fund could sell or close out a portfolio position for the value established for it at any time, and it is possible that the Fund would incur a loss because a portfolio position is sold or closed out at a discount to the valuation established by the Fund at that time.

## **FUND PERFORMANCE**

The Fund has not yet completed a full calendar year of operations and therefore does not report its performance history. Once the Fund has completed a full calendar year of operations, a bar chart and table will be included that will provide some indication of the risks of investing in the Fund by showing the variability of the Fund's returns based on net assets and comparing the Fund's performance to the Index. When available, updated performance information may be obtained by calling 1-866-787-2257 or visiting the Fund's website: <https://www.ssga.com/spdrs>.

## **PORTFOLIO MANAGEMENT**

### **INVESTMENT ADVISER**

SSGA FM serves as the investment adviser to the Fund.

### **PORTFOLIO MANAGERS**

The professionals primarily responsible for the day-to-day management of the Fund are Emiliano Rabinovich, Karl Schneider and John Law.

Emiliano Rabinovich, CFA, is a Managing Director of the Adviser and a Senior Portfolio Manager in the Global Equity Beta Solutions Group. He joined the Adviser in 2006.

Karl Schneider, CAIA, is a Managing Director of the Adviser and Deputy Head of Global Equity Beta Solutions in the Americas. He joined the Adviser in 1997.

John Law, CFA, is a Vice President of the Adviser and a Senior Portfolio Manager in the Global Equity Beta Solutions Group. He joined the Adviser in 2016.

## **PURCHASE AND SALE INFORMATION**

The Fund will issue (or redeem) Fund Shares to certain institutional investors (typically market makers or other broker-dealers) only in large blocks of Fund Shares known as "Creation Units." Creation Unit transactions are conducted in exchange for the deposit or delivery of a designated portfolio of in-kind securities and/or cash.

Individual Fund Shares may only be purchased and sold on the NYSE Arca, Inc., other national securities exchanges, electronic crossing networks and other alternative trading systems through your broker-dealer at market prices. Because Fund Shares trade at market prices rather than at net asset value ("NAV"), Fund Shares may trade at a price greater than NAV (premium) or less than NAV (discount). When buying or selling Fund Shares in the secondary market, you may incur costs attributable to the difference between the highest price a buyer is willing to pay to purchase Fund Shares (bid) and the lowest price a seller is willing to accept for Fund Shares (ask) (the "bid-ask spread"). Recent information regarding the Fund's NAV, market price, premiums and discounts, and bid-ask spreads is available at <https://www.ssga.com/spdrs>.

## **TAX INFORMATION**

The Fund's distributions are expected to be taxed as ordinary income, qualified dividend income and/or capital gains, unless you are investing through a tax-advantaged arrangement, such as a 401(k) plan or individual retirement account. Any withdrawals made from a tax-advantaged arrangement may be taxable to you.

**PAYMENTS TO BROKER-DEALERS AND OTHER FINANCIAL INTERMEDIARIES**

If you purchase Fund Shares through a broker-dealer or other financial intermediary (such as a bank), the Adviser or its affiliates may pay the financial intermediary for certain activities related to the Fund, including educational training programs, conferences, the development of technology platforms and reporting systems, or other services related to the sale or promotion of the Fund. These payments may create a conflict of interest by influencing the broker-dealer or other intermediary and your salesperson to recommend the Fund over another investment. Ask your salesperson or visit your financial intermediary's website for more information.



# SPDR Bloomberg SASB Emerging Markets ESG Select ETF

## INVESTMENT OBJECTIVE

The SPDR Bloomberg SASB Emerging Markets ESG Select ETF seeks to provide investment results that, before fees and expenses, correspond generally to the total return performance of an index that tracks stocks of large- and mid-capitalization companies in emerging markets that exhibit certain environmental, social and governance (“ESG”) characteristics.

## FEES AND EXPENSES OF THE FUND

The table below describes the fees and expenses that you may pay if you buy, hold and sell shares of the Fund (“Fund Shares”). **You may pay other fees, such as brokerage commissions and other fees to financial intermediaries, which are not reflected in the table and Example below.**

**ANNUAL FUND OPERATING EXPENSES** (expenses that you pay each year as a percentage of the value of your investment):

Management fees	0.16%
Distribution and service (12b-1) fees	None
Other expenses	0.00%
<b>Total annual Fund operating expenses</b>	<b>0.16%</b>

## EXAMPLE:

This Example is intended to help you compare the cost of investing in the Fund with the cost of investing in other funds. The Example assumes that you invest \$10,000 in the Fund for the time periods indicated, and then sell or hold all of your Fund Shares at the end of those periods. The Example also assumes that your investment has a 5% return each year and that the Fund’s operating expenses remain the same. Although your actual costs may be higher or lower, based on these assumptions your costs would be:

Year 1	Year 3	Year 5	Year 10
\$16	\$52	\$90	\$205

## PORTFOLIO TURNOVER:

The Fund pays transaction costs, such as commissions, when it buys and sells securities (or “turns over” its portfolio). A higher portfolio turnover rate may indicate higher transaction costs and may result in higher taxes when Fund Shares are held in a taxable account. These costs, which are not reflected in Annual Fund Operating Expenses or in the Example, affect the Fund’s performance. The Fund had not commenced investment operations as of the date of this Prospectus and, as a result, does not yet have a portfolio turnover rate. From the Fund’s commencement of operations on January 10, 2022 to the most recent fiscal year end, the Fund’s portfolio turnover rate was 54% of the average value of its portfolio.

## THE FUND’S PRINCIPAL INVESTMENT STRATEGY

In seeking to track the performance of the Bloomberg SASB Emerging Markets Large & Mid Cap ESG Ex-Controversies Select Index (the “Index”), the Fund employs a sampling strategy, which means that the Fund is not required to purchase all of the securities represented in the Index. Instead, the Fund may purchase a subset of the securities in the Index in an effort to hold a portfolio of securities with generally the same risk and return characteristics of the Index. The quantity of holdings in the Fund will be based on a number of factors, including asset size of the Fund. Based on its analysis of these factors, SSGA Funds Management, Inc. (“SSGA FM” or the “Adviser”), the investment adviser to the Fund, either may invest the Fund’s assets in a subset of securities in the Index or may invest the Fund’s assets in substantially all of the securities represented in the Index in approximately the same proportions as the Index, as determined by the Adviser to be in the best interest of the Fund in pursuing its objective.

Under normal market conditions, the Fund generally invests substantially all, but at least 80%, of its total assets in the securities comprising the Index and in depositary receipts (including American Depositary Receipts (“ADRs”) or Global Depositary Receipts (“GDRs”)) based on securities comprising the Index. In addition, in seeking to track the Index, the Fund may invest in equity securities that are not included in the Index (including common stock, preferred stock, depositary receipts and shares of other investment companies), cash and cash equivalents or money market

instruments, such as repurchase agreements and money market funds (including money market funds advised by the Adviser). In seeking to track the Index, the Fund's assets may be concentrated in an industry or group of industries, but only to the extent that the Index concentrates in a particular industry or group of industries. Futures contracts (a type of derivative instrument) may be used by the Fund in seeking performance that corresponds to the Index and in managing cash flows.

The Index is designed to measure the performance of large- and mid-capitalization companies in emerging markets that exhibit certain ESG characteristics, while also exhibiting risk and return characteristics that are comparable to those of the Bloomberg Emerging Markets Large & Mid Cap Index (the "Parent Index"). The Parent Index includes stocks of large- and mid-capitalization companies from emerging markets countries.

The Index incorporates ESG criteria to screen securities within the Parent Index and assign scores to the remaining securities. The scoring system that is utilized by the Index, the "Responsibility" or "R-Factor™" score, was developed by State Street Global Advisors. The R-Factor™ score measures the performance of a company's business operations and governance as related to financially material ESG challenges facing the issuer's industry. The R-Factor™ score draws on a number of data sources that provide data metrics on a variety of ESG topics.

The R-Factor™ scoring process comprises two underlying components, an ESG component and a corporate governance component. The ESG component is based on the framework published by the Sustainability Accounting Standards Board ("SASB"), which attempts to identify ESG issues that are financially material to an issuer based on its industry classification. The ESG component of the R-Factor™ score is determined using only those metrics from data sources that specifically address such issues. The corporate governance component of the score is generated using region-specific corporate governance codes developed by investors or regulators that describe minimum corporate governance expectations of a particular region. The governance codes typically address topics such as shareholder rights, board independence and executive compensation. The corporate governance component uses data provided by data sources to assign a corporate governance score according to these governance codes. For securities in the Parent Index for which an R-Factor™ Score is unavailable, the Index assigns a score based on the average R-Factor™ Scores of the issuer's country and sector. The sector average is calculated by taking the average of all R-Factor scores within the issuer's sector in the Parent Index. The country average is calculated by taking the average of all R-Factor scores within the issuer's country in the Parent Index. The final assigned score is calculated by taking the average of the country average and the sector average. Such assigned score is utilized as an R-Factor™ Score for the purpose of the Index's R-Factor optimization process discussed below.

To construct the Index, the Parent Index is first screened to remove securities of issuers involved in, and/or which derive significant revenue (as determined by the Index Provider (as defined below)) from, certain practices, industries or product lines, including: Extreme Event Controversies, Controversial Weapons, UN Global Compact Violations, Civilian Firearms, Thermal Coal Extraction and Tobacco (collectively, "Controversial Categories"). The Index Provider incorporates data sourced by a third-party data provider for applying the screen. If there is insufficient data available to determine whether an issuer is involved in and/or derives significant revenue from Controversial Categories, the issuer's securities will be excluded from the Index. All remaining securities are considered the investable universe. The Index then utilizes a quantitative process that selects a portfolio of securities and assigns weights designed to maximize the Index's overall R-Factor™ score, while maintaining predicted tracking error within a targeted range relative to the Parent Index. The quantitative process also applies (i) individual security, sector and country weighting constraints; and (ii) a constituent turnover constraint. As a result of the quantitative process' objectives and applied constraints, the Index may not necessarily include the securities of companies with the highest R-Factor™ scores. As of November 30, 2022, the Fund consisted of securities from the following emerging markets countries: Brazil, Chile, China, Colombia, Cyprus, Czech Republic, Egypt, Greece, Hong Kong, Hungary, India, Indonesia, Kuwait, Malaysia, Mexico, Pakistan, Peru, Philippines, Poland, Qatar, Saudi Arabia, Singapore, South Africa, South Korea, Taiwan, Thailand, Turkey and United Arab Emirates. As of November 30, 2022, a significant portion of the Fund comprised companies in the financial and technology sectors, although this may change from time to time. As of November 30, 2022, a significant portion of the Fund comprised companies located in Asia-Pacific region and China, although this may change from time to time. As of November 30, 2022, the Index comprised 727 securities.

Rebalancing and reconstitution of the Index is quarterly, effective after the close of business on the second Wednesday of March, June, September and December.

The Index is sponsored by Bloomberg Index Services Limited (the "Index Provider"), which is not affiliated with the Fund or the Adviser. The Index Provider determines the composition of the Index, relative weightings of the securities in the Index and publishes information regarding the market value of the Index.

## PRINCIPAL RISKS OF INVESTING IN THE FUND

As with all investments, there are certain risks of investing in the Fund. Fund Shares will change in value, and you could lose money by investing in the Fund. An investment in the Fund is not insured or guaranteed by the Federal Deposit Insurance Corporation or any other government agency.

**Market Risk:** The Fund's investments are subject to changes in general economic conditions, general market fluctuations and the risks inherent in investment in securities markets. Investment markets can be volatile and prices of investments can change substantially due to various factors including, but not limited to, economic growth or recession, changes in interest rates, inflation, changes in the actual or perceived creditworthiness of issuers, and general market liquidity. The Fund is subject to the risk that geopolitical events will disrupt securities markets and adversely affect global economies and markets. Local, regional or global events such as war, military conflicts, acts of terrorism, natural disasters, the spread of infectious illness or other public health issues, or other events could have a significant impact on the Fund and its investments.

**Equity Investing Risk:** The market prices of equity securities owned by the Fund may go up or down, sometimes rapidly or unpredictably. The value of a security may decline for a number of reasons that may directly relate to the issuer and also may decline due to general industry or market conditions that are not specifically related to a particular company. In addition, equity markets tend to move in cycles, which may cause stock prices to fall over short or extended periods of time.

**ESG Investing Risk:** The Index's incorporation of ESG considerations in its methodology may cause the Fund to make different investments than funds that do not incorporate such considerations in their strategy or investment processes. Under certain economic conditions, this could cause the Fund's investment performance to be worse than funds that do not incorporate such considerations. The Index's incorporation of ESG considerations may affect the Fund's exposure to certain sectors and/or types of investments, and may adversely impact the Fund's performance depending on whether such sectors or investments are in or out of favor in the market. The Index methodology incorporates data and scores provided by third parties, which may be unavailable or limited for certain issuers and/or only take into account one or a few of many ESG related components of portfolio companies. In instances where data or scores are unavailable or limited, (i) the Index may include, and the Fund may therefore hold, securities of companies that otherwise would not be included or held if data or scores were available or more complete, or (ii) the Index, and therefore the Fund, may exclude securities of companies that otherwise would have been included or held if data or scores were available or more complete. In addition, ESG information and scores across third party data providers, indexes and other funds may differ and/or be incomparable. To the extent circumstances evolve in between reconstitutions, the Index may include, and the Fund may therefore hold for a period of time, securities of companies that do not align with the Fund's ESG-related objectives and/or criteria.

**Non-U.S. Securities Risk:** Non-U.S. securities (including depositary receipts) are subject to political, regulatory, and economic risks not present in domestic investments. There may be less information publicly available about a non-U.S. entity than about a U.S. entity, and many non-U.S. entities are not subject to accounting, auditing, legal and financial report standards comparable to those in the United States. Further, such entities and/or their securities may be subject to risks associated with currency controls; expropriation; changes in tax policy; greater market volatility; differing securities market structures; higher transaction costs; and various administrative difficulties, such as delays in clearing and settling portfolio transactions or in receiving payment of dividends. To the extent underlying securities held by the Fund trade on foreign exchanges that are closed when the exchange on which the Fund's shares trade is open, there may be deviations between the current price of an underlying security and the last quoted price for the underlying security on the closed foreign market. These deviations could result in the Fund experiencing premiums or discounts greater than those of ETFs that invest in domestic securities. Securities traded on foreign markets may be less liquid (harder to sell) than securities traded domestically. Foreign governments may impose restrictions on the repatriation of capital to the U.S. In addition, to the extent that the Fund buys securities denominated in a foreign currency, there are special risks such as changes in currency exchange rates and the risk that a foreign government could regulate foreign exchange transactions. In addition, to the extent investments are made in a limited number of countries, events in those countries will have a more significant impact on the Fund. Investments in depositary receipts may be less liquid and more volatile than the underlying shares in their primary trading market.

**Emerging Markets Risk:** Risks of investing in emerging markets include, among others, greater political and economic instability, greater volatility in currency exchange rates, less developed securities markets, possible trade barriers, currency transfer restrictions, a more limited number of potential buyers and issuers, an emerging market country's dependence on revenue from particular commodities or international aid, less governmental supervision and regulation, unavailability of currency hedging techniques, differences in auditing and financial reporting

standards, and less developed legal systems. There is also the potential for unfavorable action such as expropriation, nationalization, embargo, and acts of war. The securities of emerging market companies may trade less frequently and in smaller volumes than more widely held securities. Market disruptions or substantial market corrections may limit very significantly the liquidity of securities of certain companies in a particular country or geographic region, or of all companies in the country or region. The Fund may be unable to liquidate its positions in such securities at any time, or at a favorable price, in order to meet the Fund's obligations. These risks are generally greater for investments in frontier market countries, which typically have smaller economies or less developed capital markets than traditional emerging market countries.

**Fluctuation of Net Asset Value, Share Premiums and Discounts Risk:** As with all exchange-traded funds, Fund Shares may be bought and sold in the secondary market at market prices. The trading prices of Fund Shares in the secondary market may differ from the Fund's daily net asset value per share and there may be times when the market price of the shares is more than the net asset value per share (premium) or less than the net asset value per share (discount). This risk is heightened in times of market volatility or periods of steep market declines.

**Currency Risk:** The value of the Fund's assets may be affected favorably or unfavorably by currency exchange rates, currency exchange control regulations, and delays, restrictions or prohibitions on the repatriation of foreign currencies. Foreign currency exchange rates may have significant volatility, and changes in the values of foreign currencies against the U.S. dollar may result in substantial declines in the values of the Fund's assets denominated in foreign currencies.

**Depository Receipts Risk:** Investments in depository receipts may be less liquid and more volatile than the underlying securities in their primary trading market. If a depository receipt is denominated in a different currency than its underlying securities, the Fund will be subject to the currency risk of both the investment in the depository receipt and the underlying security. Holders of depository receipts may have limited or no rights to take action with respect to the underlying securities or to compel the issuer of the receipts to take action. The prices of depository receipts may differ from the prices of securities upon which they are based. To the extent the Fund invests in depository receipts based on securities included in the Index, such differences in prices may increase index tracking risk.

**Financial Sector Risk:** Financial services companies are subject to extensive governmental regulation, which may limit both the amounts and types of loans and other financial commitments they can make, the interest rates and fees they can charge, the scope of their activities, the prices they can charge and the amount of capital they must maintain. Profitability is largely dependent on the availability and cost of capital funds and can fluctuate significantly when interest rates change or due to increased competition. In addition, deterioration of the credit markets generally may cause an adverse impact in a broad range of markets, including U.S. and international credit and interbank money markets generally, thereby affecting a wide range of financial institutions and markets. Certain events in the financial sector may cause an unusually high degree of volatility in the financial markets, both domestic and foreign, and cause certain financial services companies to incur large losses. Securities of financial services companies may experience a dramatic decline in value when such companies experience substantial declines in the valuations of their assets, take action to raise capital (such as the issuance of debt or equity securities), or cease operations. Credit losses resulting from financial difficulties of borrowers and financial losses associated with investment activities can negatively impact the sector. Insurance companies may be subject to severe price competition. Adverse economic, business or political developments could adversely affect financial institutions engaged in mortgage finance or other lending or investing activities directly or indirectly connected to the value of real estate.

**Futures Contract Risk:** A futures contract is a standardized agreement that calls for the purchase or sale of a specific asset at a specific price at a specific future time, or cash settlement of the terms of the contract. Transactions in futures contracts can create investment leverage and may have significant volatility. It is possible that a futures contract transaction will result in a much greater loss than the principal amount invested, and the Fund may not be able to close out the futures contract at a favorable time or price. There is no assurance that a liquid secondary market on an exchange will exist for any particular futures contract. In the event no such market exists, it might not be possible to effect closing transactions, and the Fund will be unable to terminate its exposure to the futures contract. There is also a risk of imperfect correlation between movements in the prices of the futures contract and movements in the price of the underlying assets. The counterparty to a futures contract may be unable or unwilling to make timely settlement payments, return the Fund's margin, or otherwise honor its obligations.



**Geographic Focus Risk:** The performance of a fund that is less diversified across countries or geographic regions will be closely tied to market, currency, economic, political, environmental, or regulatory conditions and developments in the countries or regions in which the fund invests, and may be more volatile than the performance of a more geographically-diversified fund.

**Asia-Pacific Region:** Investments in securities of issuers in Asia-Pacific countries involve risks that are specific to the Asia-Pacific region, including certain legal, regulatory, political and economic risks. The Asia-Pacific region encompasses many different countries and the level of development of the economies of such countries varies significantly. Certain of the region's economies may be exposed to high inflation rates, undeveloped financial services sectors, and heavy reliance on international trade. In addition, certain Asia-Pacific countries have experienced, and may continue to experience, expropriation and/or nationalization of assets, confiscatory taxation, political instability, armed conflict and social instability as a result of religious, ethnic, socio-economic and/or political unrest. The countries in the Asia-Pacific region are significantly intertwined and adverse economic events in any one country may have a significant economic effect on the entire region, as well as on major trading partners outside the Asia-Pacific region.

**China:** The Chinese economy is generally considered an emerging market and can be significantly affected by economic and political conditions and policy in China and surrounding Asian countries. A relatively small number of Chinese companies represent a large portion of China's total market and thus may be more sensitive to adverse political or economic circumstances and market movements. The economy of China differs, often unfavorably, from the U.S. economy in such respects as structure, general development, government involvement, wealth distribution, rate of inflation, growth rate, allocation of resources and capital reinvestment, among others. Under China's political and economic system, the central government has historically exercised substantial control over virtually every sector of the Chinese economy through administrative regulation and/or state ownership. The Chinese government may intervene or seek to control the operations, structure, or ownership of Chinese companies, including with respect to foreign investors of such companies. In addition, expropriation, including nationalization, confiscatory taxation, political, economic or social instability or other developments could adversely affect and significantly diminish the values of the Chinese companies in which the Fund invests. International trade tensions may arise from time to time which can result in trade tariffs, embargoes, trade limitations, trade wars and other negative consequences. These consequences may trigger a reduction in international trade, the oversupply of certain manufactured goods, substantial price reductions of goods and possible failure of individual companies and/or large segments of China's export industry with a potentially severe negative impact to the Fund. The Fund may invest in shares of Chinese companies traded on stock markets in Mainland China or Hong Kong. These stock markets have recently experienced high levels of volatility, which may continue in the future. The Hong Kong stock market may behave differently from the Mainland China stock market and there may be little to no correlation between the performance of the Hong Kong stock market and the Mainland China stock market. The Fund may also gain investment exposure to certain Chinese companies through variable interest entity ("VIE") structures. The VIE structure enables foreign investors, such as the Fund, to obtain investment exposure to a Chinese company in situations in which the Chinese government has limited or prohibited non-Chinese ownership of such company. The VIE structure does not involve equity ownership in a China-based company but rather involves claims to the China-based company's profits and control of its assets through contractual arrangements. In addition to the risk of government intervention, investments through a VIE structure are subject to the risk that the China-based company (or its officers, directors, or Chinese equity owners) may breach those contractual arrangements, or Chinese law changes in a way that adversely affects the enforceability of these arrangements, or those contracts are otherwise not enforceable under Chinese law, in which case the Fund may suffer significant losses on its investments through a VIE structure with little or no recourse available. If the Chinese government takes action adversely affecting VIE structures, the market value of the Fund's associated portfolio holdings would likely suffer significant, detrimental, and possibly permanent consequences, which could result in substantial investment losses.

**Indexing Strategy/Index Tracking Risk:** The Fund is managed with an indexing investment strategy, attempting to track the performance of an unmanaged index of securities, regardless of the current or projected performance of the Index or of the actual securities comprising the Index. This differs from an actively-managed fund, which typically seeks to outperform a benchmark index. As a result, the Fund's performance may be less favorable than that of a portfolio managed using an active investment strategy. The structure and composition of the Index will affect the performance, volatility, and risk of the Index and, consequently, the performance, volatility, and risk of the Fund. Errors in index data, index computations or the construction of the Index in accordance with its methodology may occur from time to time and may not be identified and corrected by the Index Provider for a period of time or at all, which may have an adverse impact on the Fund and its shareholders. To the extent circumstances evolve in

between reconstitutions, the Index may include, and the Fund may therefore hold for a period of time, securities of companies that do not align with the Index's objective and/or criteria. When there are changes made to the component securities of the Index and the Fund in turn makes similar changes to its portfolio, any transaction costs and market exposure arising from such portfolio changes will be borne directly by the Fund and its shareholders. The Fund may recognize gains as a result of rebalancing or reconstituting its securities holdings to reflect changes in the securities included in the Index. The Fund also may be required to distribute any such gains to its shareholders to avoid adverse federal income tax consequences. While the Adviser seeks to track the performance of the Index (*i.e.*, achieve a high degree of correlation with the Index), the Fund's return may not match the return of the Index. The Fund incurs a number of operating expenses not applicable to the Index, and incurs costs in buying and selling securities. In addition, the Fund may not be fully invested at times, generally as a result of cash flows into or out of the Fund or reserves of cash held by the Fund to meet redemptions. The Adviser may attempt to track the Index return by investing in fewer than all of the securities in the Index, or in some securities not included in the Index, potentially increasing the risk of divergence between the Fund's return and that of the Index.

**Large-Capitalization Securities Risk:** Returns on investments in securities of large companies could trail the returns on investments in securities of smaller and mid-sized companies. Larger companies may be unable to respond as quickly as smaller and mid-sized companies to competitive challenges or to changes in business, product, financial, or other market conditions. Larger companies may not be able to maintain growth at the high rates that may be achieved by well-managed smaller and mid-sized companies.

**Limited Track Record Risk:** The Fund has a limited track record and there is no assurance that the Fund will grow quickly. When the Fund's size is small, the Fund may experience low trading volume, which could lead to wider bid/ask spreads. In addition, the Fund may face the risk of being delisted if the Fund does not meet certain conditions of the listing exchange. Any resulting liquidation of the Fund could cause elevated transaction costs for the Fund and negative tax consequences for its shareholders.

**Liquidity Risk:** Lack of a ready market, stressed market conditions, or restrictions on resale may limit the ability of the Fund to sell a security at an advantageous time or price or at all. Illiquid investments may trade at a discount from comparable, more liquid investments and may be subject to wide fluctuations in market value. If the liquidity of the Fund's holdings deteriorates, it may lead to differences between the market price of Fund Shares and the net asset value of Fund Shares, and could result in the Fund Shares being less liquid. Illiquidity of the Fund's holdings may also limit the ability of the Fund to obtain cash to meet redemptions on a timely basis. In addition, the Fund, due to limitations on investments in any illiquid investments and/or the difficulty in purchasing and selling such investments, may be unable to achieve its desired level of exposure to a certain market or sector.

**Mid-Capitalization Securities Risk:** The securities of mid-capitalization companies may be more volatile and may involve more risk than the securities of larger companies. These companies may have limited product lines, markets or financial resources, may lack the competitive strength of larger companies, and may depend on a few key employees. In addition, these companies may have been recently organized and may have little or no track record of success. The securities of mid-sized companies may trade less frequently and in smaller volumes than more widely held securities. Some securities of mid-sized issuers may be illiquid or may be restricted as to resale, and their values may be volatile.

**Non-Diversification Risk:** As a "non-diversified" fund, the Fund may hold a smaller number of portfolio securities than many other funds. To the extent the Fund invests in a relatively small number of issuers, a decline in the market value of a particular security held by the Fund may affect its value more than if it invested in a larger number of issuers. The value of Fund Shares may be more volatile than the values of shares of more diversified funds. The Fund may become diversified for periods of time solely as a result of tracking the Index (e.g., changes in weightings of one or more component securities).

**Technology Sector Risk:** Market or economic factors impacting technology companies and companies that rely heavily on technological advances could have a major effect on the value of the Fund's investments. The value of stocks of technology companies and companies that rely heavily on technology is particularly vulnerable to rapid changes in technology product cycles, rapid product obsolescence, government regulation and competition, both domestically and internationally, including competition from foreign competitors with lower production costs. Stocks of technology companies and companies that rely heavily on technology, especially those of smaller, less-seasoned companies, tend to be more volatile than the overall market. Technology companies are heavily dependent on patent and intellectual property rights, the loss or impairment of which may adversely affect profitability. Additionally, companies in the technology sector may face dramatic and often unpredictable changes in growth rates and competition for the services of qualified personnel.

**Unconstrained Sector Risk:** The Fund may invest a substantial portion of its assets within one or more economic sectors or industries, which may change from time to time. Greater investment focus on one or more sectors or industries increases the potential for volatility and the risk that events negatively affecting such sectors or industries could reduce returns, potentially causing the value of the Fund's shares to decrease, perhaps significantly.

**Valuation Risk:** Some portfolio holdings, potentially a large portion of the Fund's investment portfolio, may be valued on the basis of factors other than market quotations. This may occur more often in times of market turmoil or reduced liquidity. There are multiple methods that can be used to value a portfolio holding when market quotations are not readily available. The value established for any portfolio holding at a point in time might differ from what would be produced using a different methodology or if it had been priced using market quotations. Portfolio holdings that are valued using techniques other than market quotations, including "fair valued" securities, may be subject to greater fluctuation in their valuations from one day to the next than if market quotations were used. In addition, there is no assurance that the Fund could sell or close out a portfolio position for the value established for it at any time, and it is possible that the Fund would incur a loss because a portfolio position is sold or closed out at a discount to the valuation established by the Fund at that time.

## **FUND PERFORMANCE**

The Fund has not yet completed a full calendar year of operations and therefore does not report its performance history. Once the Fund has completed a full calendar year of operations, a bar chart and table will be included that will provide some indication of the risks of investing in the Fund by showing the variability of the Fund's returns based on net assets and comparing the Fund's performance to the Index. When available, updated performance information may be obtained by calling 1-866-787-2257 or visiting the Fund's website: <https://www.ssga.com/spdrs>.

## **PORTFOLIO MANAGEMENT**

### **INVESTMENT ADVISER**

SSGA FM serves as the investment adviser to the Fund.

### **PORTFOLIO MANAGERS**

The professionals primarily responsible for the day-to-day management of the Fund are Emiliano Rabinovich, Lisa Hobart and Amy Cheng.

Emiliano Rabinovich, CFA, is a Managing Director of the Adviser and a Senior Portfolio Manager in the Global Equity Beta Solutions Group. He joined the Adviser in 2006.

Lisa Hobart is a Vice President of the Adviser and a Senior Portfolio Manager in the Global Equity Beta Solutions Group. She joined the Adviser in 2006.

Amy Cheng is a Vice President of the Adviser and a Senior Portfolio Manager in the Global Equity Beta Solutions Group. She joined the Adviser in 2000.

## **PURCHASE AND SALE INFORMATION**

The Fund will issue (or redeem) Fund Shares to certain institutional investors (typically market makers or other broker-dealers) only in large blocks of Fund Shares known as "Creation Units." Creation Unit transactions are conducted in exchange for the deposit or delivery of a designated portfolio of in-kind securities and/or cash.

Individual Fund Shares may only be purchased and sold on the NYSE Arca, Inc., other national securities exchanges, electronic crossing networks and other alternative trading systems through your broker-dealer at market prices. Because Fund Shares trade at market prices rather than at net asset value ("NAV"), Fund Shares may trade at a price greater than NAV (premium) or less than NAV (discount). When buying or selling Fund Shares in the secondary market, you may incur costs attributable to the difference between the highest price a buyer is willing to pay to purchase Fund Shares (bid) and the lowest price a seller is willing to accept for Fund Shares (ask) (the "bid-ask spread"). Recent information regarding the Fund's NAV, market price, premiums and discounts, and bid-ask spreads is available at <https://www.ssga.com/spdrs>.

## **TAX INFORMATION**

The Fund's distributions are expected to be taxed as ordinary income, qualified dividend income and/or capital gains, unless you are investing through a tax-advantaged arrangement, such as a 401(k) plan or individual retirement account. Any withdrawals made from a tax-advantaged arrangement may be taxable to you.

**PAYMENTS TO BROKER-DEALERS AND OTHER FINANCIAL INTERMEDIARIES**

If you purchase Fund Shares through a broker-dealer or other financial intermediary (such as a bank), the Adviser or its affiliates may pay the financial intermediary for certain activities related to the Fund, including educational training programs, conferences, the development of technology platforms and reporting systems, or other services related to the sale or promotion of the Fund. These payments may create a conflict of interest by influencing the broker-dealer or other intermediary and your salesperson to recommend the Fund over another investment. Ask your salesperson or visit your financial intermediary's website for more information.



# SPDR® Dow Jones Global Real Estate ETF

## INVESTMENT OBJECTIVE

The SPDR Dow Jones Global Real Estate ETF (the “Fund”) seeks to provide investment results that, before fees and expenses, correspond generally to the total return performance of an index based upon the global real estate market.

## FEES AND EXPENSES OF THE FUND

The table below describes the fees and expenses that you may pay if you buy, hold and sell shares of the Fund (“Fund Shares”). **You may pay other fees, such as brokerage commissions and other fees to financial intermediaries, which are not reflected in the table and Example below.**

**ANNUAL FUND OPERATING EXPENSES** (expenses that you pay each year as a percentage of the value of your investment):

Management fees	0.50%
Distribution and service (12b-1) fees	None
Other expenses	0.00%
<b>Total annual Fund operating expenses</b>	<b>0.50%</b>

## EXAMPLE:

This Example is intended to help you compare the cost of investing in the Fund with the cost of investing in other funds. The Example assumes that you invest \$10,000 in the Fund for the time periods indicated, and then sell or hold all of your Fund Shares at the end of those periods. The Example also assumes that your investment has a 5% return each year and that the Fund’s operating expenses remain the same. Although your actual costs may be higher or lower, based on these assumptions your costs would be:

Year 1	Year 3	Year 5	Year 10
\$51	\$160	\$280	\$628

## PORTFOLIO TURNOVER:

The Fund pays transaction costs, such as commissions, when it buys and sells securities (or “turns over” its portfolio). A higher portfolio turnover rate may indicate higher transaction costs and may result in higher taxes when Fund Shares are held in a taxable account. These costs, which are not reflected in Annual Fund Operating Expenses or in the Example, affect the Fund’s performance. During the most recent fiscal year, the Fund’s portfolio turnover rate was 11% of the average value of its portfolio.

## THE FUND’S PRINCIPAL INVESTMENT STRATEGY

In seeking to track the performance of the Dow Jones Global Select Real Estate Securities Index<sup>SM</sup> (the “Index”), the Fund employs a sampling strategy, which means that the Fund is not required to purchase all of the securities represented in the Index. Instead, the Fund may purchase a subset of the securities in the Index in an effort to hold a portfolio of securities with generally the same risk and return characteristics of the Index. The quantity of holdings in the Fund will be based on a number of factors, including asset size of the Fund. Based on its analysis of these factors, SSGA Funds Management, Inc. (“SSGA FM” or the “Adviser”), the investment adviser to the Fund, either may invest the Fund’s assets in a subset of securities in the Index or may invest the Fund’s assets in substantially all of the securities represented in the Index in approximately the same proportions as the Index, as determined by the Adviser to be in the best interest of the Fund in pursuing its objective. The Fund is classified as “diversified” under the Investment Company Act of 1940, as amended; however, the Fund may become “non-diversified” solely as a result of tracking the Index (e.g., changes in weightings of one or more component securities). When the Fund is non-diversified, it may invest a relatively high percentage of its assets in a limited number of issuers.

Under normal market conditions, the Fund generally invests substantially all, but at least 80%, of its total assets in the securities comprising the Index and in depositary receipts (including American Depositary Receipts (“ADRs”) or Global Depositary Receipts (“GDRs”)) based on securities comprising the Index. In addition, in seeking to track the Index, the Fund may invest in equity securities that are not included in the Index (including common stock, preferred stock, depositary receipts and shares of other investment companies), cash and cash equivalents or money market

instruments, such as repurchase agreements and money market funds (including money market funds advised by the Adviser). In seeking to track the Index, the Fund's assets may be concentrated in an industry or group of industries, but only to the extent that the Index concentrates in a particular industry or group of industries. Futures contracts (a type of derivative instrument) may be used by the Fund in seeking performance that corresponds to the Index and in managing cash flows.

The Index is a float-adjusted market capitalization index designed to measure the performance of publicly traded global real estate securities. The Index's composition is reviewed quarterly. The Index is a measure of the types of global real estate securities that represent the ownership and operation of commercial or residential real estate. The Index includes equity Real Estate Investment Trusts ("REITs") and real estate operating companies that meet the following criteria: (i) the company must be both an equity owner and operator of commercial and/or residential real estate (security types excluded from the Index include mortgage REITs, Specialty REITs (timber, railroad, tower, prison, and advertising REITs), real estate finance companies, mortgage brokers and bankers, commercial and residential real estate brokers and real estate agents, home builders, large landowners and subdividers of unimproved land, and hybrid REITs, as well as companies that have more than 25% of their assets in direct mortgage investments); (ii) new constituents must have a minimum float-adjusted market capitalization of at least \$200 million at the time of inclusion (an existing constituent becomes ineligible if its float-adjusted market capitalization falls below \$100 million and remains at that level for two consecutive quarters); (iii) with respect to new constituents, at least 75% of the company's total revenue must be derived from the ownership and operation of real estate assets (an existing constituent becomes ineligible if less than 50% of the company's total revenue is generated from the ownership and operation of real estate assets or if direct mortgage investments represent more than 25% of the company's assets for two consecutive quarters, or it is reclassified as a mortgage or hybrid REIT); and (iv) new constituents must have a Median Daily Value Traded (MDVT) of at least \$5 million for the three-months prior to the rebalancing reference date. Once included, a company is removed from the Index at the next rebalancing if its MDVT falls below \$1.5 million for the three-months prior to the rebalancing reference date. The Index is rebalanced quarterly effective after the close of trading on the third Friday in March, June, September and December. The reference date is the third Friday of February, May, August, and November. As of November 30, 2022, countries represented in the Fund included Australia, Austria, Belgium, Brazil, Canada, Finland, France, Germany, Hong Kong, Japan, Mexico, the Netherlands, Norway, Saudi Arabia, Singapore, South Africa, Spain, Sweden, Switzerland, Thailand, the United Kingdom and the United States. As of November 30, 2022, a significant portion of the Fund comprised companies located in the United States, although this may change from time to time. As of November 30, 2022, the Index comprised 255 securities.

The Index is sponsored by S&P Dow Jones Indices LLC (the "Index Provider"), which is not affiliated with the Fund or the Adviser. The Index Provider determines the composition of the Index, relative weightings of the securities in the Index and publishes information regarding the market value of the Index.

## **PRINCIPAL RISKS OF INVESTING IN THE FUND**

As with all investments, there are certain risks of investing in the Fund. Fund Shares will change in value, and you could lose money by investing in the Fund. An investment in the Fund is not insured or guaranteed by the Federal Deposit Insurance Corporation or any other government agency.

**Market Risk:** The Fund's investments are subject to changes in general economic conditions, general market fluctuations and the risks inherent in investment in securities markets. Investment markets can be volatile and prices of investments can change substantially due to various factors including, but not limited to, economic growth or recession, changes in interest rates, inflation, changes in the actual or perceived creditworthiness of issuers, and general market liquidity. The Fund is subject to the risk that geopolitical events will disrupt securities markets and adversely affect global economies and markets. Local, regional or global events such as war, military conflicts, acts of terrorism, natural disasters, the spread of infectious illness or other public health issues, or other events could have a significant impact on the Fund and its investments.

**Equity Investing Risk:** The market prices of equity securities owned by the Fund may go up or down, sometimes rapidly or unpredictably. The value of a security may decline for a number of reasons that may directly relate to the issuer and also may decline due to general industry or market conditions that are not specifically related to a particular company. In addition, equity markets tend to move in cycles, which may cause stock prices to fall over short or extended periods of time.

**Non-U.S. Securities Risk:** Non-U.S. securities (including depositary receipts) are subject to political, regulatory, and economic risks not present in domestic investments. There may be less information publicly available about a non-U.S. entity than about a U.S. entity, and many non-U.S. entities are not subject to accounting, auditing, legal and financial report standards comparable to those in the United States. Further, such entities and/or their securities may be subject to risks associated with currency controls; expropriation; changes in tax policy; greater

market volatility; differing securities market structures; higher transaction costs; and various administrative difficulties, such as delays in clearing and settling portfolio transactions or in receiving payment of dividends. To the extent underlying securities held by the Fund trade on foreign exchanges that are closed when the exchange on which the Fund's shares trade is open, there may be deviations between the current price of an underlying security and the last quoted price for the underlying security on the closed foreign market. These deviations could result in the Fund experiencing premiums or discounts greater than those of ETFs that invest in domestic securities. Securities traded on foreign markets may be less liquid (harder to sell) than securities traded domestically. Foreign governments may impose restrictions on the repatriation of capital to the U.S. In addition, to the extent that the Fund buys securities denominated in a foreign currency, there are special risks such as changes in currency exchange rates and the risk that a foreign government could regulate foreign exchange transactions. In addition, to the extent investments are made in a limited number of countries, events in those countries will have a more significant impact on the Fund. Investments in depositary receipts may be less liquid and more volatile than the underlying shares in their primary trading market.

**Real Estate Sector Risk:** An investment in a real property company may be subject to risks similar to those associated with direct ownership of real estate, including, by way of example, the possibility of declines in the value of real estate, losses from casualty or condemnation, and changes in local and general economic conditions, supply and demand, interest rates, environmental liability, zoning laws, regulatory limitations on rents, property taxes, and operating expenses. Some real property companies have limited diversification because they invest in a limited number of properties, a narrow geographic area, or a single type of property.

**REIT Risk:** REITs are subject to the risks associated with investing in the securities of real property companies. In particular, REITs may be affected by changes in the values of the underlying properties that they own or operate. Further, REITs are dependent upon specialized management skills, and their investments may be concentrated in relatively few properties, or in a small geographic area or a single property type. REITs are also subject to heavy cash flow dependency and, as a result, are particularly reliant on the proper functioning of capital markets. A variety of economic and other factors may adversely affect a lessee's ability to meet its obligations to a REIT. In the event of a default by a lessee, the REIT may experience delays in enforcing its rights as a lessor and may incur substantial costs associated in protecting its investments. In addition, a REIT could fail to qualify for favorable regulatory treatment.

**Fluctuation of Net Asset Value, Share Premiums and Discounts Risk:** As with all exchange-traded funds, Fund Shares may be bought and sold in the secondary market at market prices. The trading prices of Fund Shares in the secondary market may differ from the Fund's daily net asset value per share and there may be times when the market price of the shares is more than the net asset value per share (premium) or less than the net asset value per share (discount). This risk is heightened in times of market volatility or periods of steep market declines.

**Concentration Risk:** When the Fund focuses its investments in a particular industry or sector, financial, economic, business, and other developments affecting issuers in that industry, market, or economic sector will have a greater effect on the Fund than if it had not done so.

**Currency Risk:** The value of the Fund's assets may be affected favorably or unfavorably by currency exchange rates, currency exchange control regulations, and delays, restrictions or prohibitions on the repatriation of foreign currencies. Foreign currency exchange rates may have significant volatility, and changes in the values of foreign currencies against the U.S. dollar may result in substantial declines in the values of the Fund's assets denominated in foreign currencies.

**Depositary Receipts Risk:** Investments in depositary receipts may be less liquid and more volatile than the underlying securities in their primary trading market. If a depositary receipt is denominated in a different currency than its underlying securities, the Fund will be subject to the currency risk of both the investment in the depositary receipt and the underlying security. Holders of depositary receipts may have limited or no rights to take action with respect to the underlying securities or to compel the issuer of the receipts to take action. The prices of depositary receipts may differ from the prices of securities upon which they are based. To the extent the Fund invests in depositary receipts based on securities included in the Index, such differences in prices may increase index tracking risk.

**Emerging Markets Risk:** Risks of investing in emerging markets include, among others, greater political and economic instability, greater volatility in currency exchange rates, less developed securities markets, possible trade barriers, currency transfer restrictions, a more limited number of potential buyers and issuers, an emerging market country's dependence on revenue from particular commodities or international aid, less governmental supervision and regulation, unavailability of currency hedging techniques, differences in auditing and financial reporting

standards, and less developed legal systems. There is also the potential for unfavorable action such as expropriation, nationalization, embargo, and acts of war. The securities of emerging market companies may trade less frequently and in smaller volumes than more widely held securities. Market disruptions or substantial market corrections may limit very significantly the liquidity of securities of certain companies in a particular country or geographic region, or of all companies in the country or region. The Fund may be unable to liquidate its positions in such securities at any time, or at a favorable price, in order to meet the Fund's obligations. These risks are generally greater for investments in frontier market countries, which typically have smaller economies or less developed capital markets than traditional emerging market countries.

**Futures Contract Risk:** A futures contract is a standardized agreement that calls for the purchase or sale of a specific asset at a specific price at a specific future time, or cash settlement of the terms of the contract. Transactions in futures contracts can create investment leverage and may have significant volatility. It is possible that a futures contract transaction will result in a much greater loss than the principal amount invested, and the Fund may not be able to close out the futures contract at a favorable time or price. There is no assurance that a liquid secondary market on an exchange will exist for any particular futures contract. In the event no such market exists, it might not be possible to effect closing transactions, and the Fund will be unable to terminate its exposure to the futures contract. There is also a risk of imperfect correlation between movements in the prices of the futures contract and movements in the price of the underlying assets. The counterparty to a futures contract may be unable or unwilling to make timely settlement payments, return the Fund's margin, or otherwise honor its obligations.

**Geographic Focus Risk:** The performance of a fund that is less diversified across countries or geographic regions will be closely tied to market, currency, economic, political, environmental, or regulatory conditions and developments in the countries or regions in which the fund invests, and may be more volatile than the performance of a more geographically-diversified fund.

**Indexing Strategy/Index Tracking Risk:** The Fund is managed with an indexing investment strategy, attempting to track the performance of an unmanaged index of securities, regardless of the current or projected performance of the Index or of the actual securities comprising the Index. This differs from an actively-managed fund, which typically seeks to outperform a benchmark index. As a result, the Fund's performance may be less favorable than that of a portfolio managed using an active investment strategy. The structure and composition of the Index will affect the performance, volatility, and risk of the Index and, consequently, the performance, volatility, and risk of the Fund. Errors in index data, index computations or the construction of the Index in accordance with its methodology may occur from time to time and may not be identified and corrected by the Index Provider for a period of time or at all, which may have an adverse impact on the Fund and its shareholders. To the extent circumstances evolve in between reconstitutions, the Index may include, and the Fund may therefore hold for a period of time, securities of companies that do not align with the Index's objective and/or criteria. When there are changes made to the component securities of the Index and the Fund in turn makes similar changes to its portfolio, any transaction costs and market exposure arising from such portfolio changes will be borne directly by the Fund and its shareholders. The Fund may recognize gains as a result of rebalancing or reconstituting its securities holdings to reflect changes in the securities included in the Index. The Fund also may be required to distribute any such gains to its shareholders to avoid adverse federal income tax consequences. While the Adviser seeks to track the performance of the Index (*i.e.*, achieve a high degree of correlation with the Index), the Fund's return may not match the return of the Index. The Fund incurs a number of operating expenses not applicable to the Index, and incurs costs in buying and selling securities. In addition, the Fund may not be fully invested at times, generally as a result of cash flows into or out of the Fund or reserves of cash held by the Fund to meet redemptions. The Adviser may attempt to track the Index return by investing in fewer than all of the securities in the Index, or in some securities not included in the Index, potentially increasing the risk of divergence between the Fund's return and that of the Index.

**Liquidity Risk:** Lack of a ready market, stressed market conditions, or restrictions on resale may limit the ability of the Fund to sell a security at an advantageous time or price or at all. Illiquid investments may trade at a discount from comparable, more liquid investments and may be subject to wide fluctuations in market value. If the liquidity of the Fund's holdings deteriorates, it may lead to differences between the market price of Fund Shares and the net asset value of Fund Shares, and could result in the Fund Shares being less liquid. Illiquidity of the Fund's holdings may also limit the ability of the Fund to obtain cash to meet redemptions on a timely basis. In addition, the Fund, due to limitations on investments in any illiquid investments and/or the difficulty in purchasing and selling such investments, may be unable to achieve its desired level of exposure to a certain market or sector.



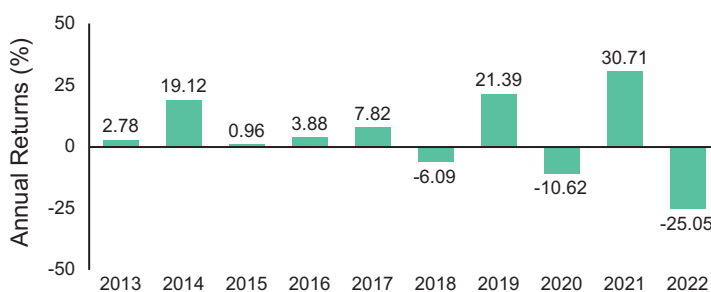
**Non-Diversification Risk:** To the extent the Fund becomes “non-diversified,” the Fund may hold a smaller number of portfolio securities than many other funds. To the extent the Fund invests in a relatively small number of issuers, a decline in the market value of a particular security held by the Fund may affect its value more than if it invested in a larger number of issuers. The value of Fund Shares may be more volatile than the values of shares of more diversified funds. The Fund may become non-diversified for periods of time solely as a result of tracking the Index (e.g., changes in weightings of one or more component securities).

**Valuation Risk:** Some portfolio holdings, potentially a large portion of the Fund’s investment portfolio, may be valued on the basis of factors other than market quotations. This may occur more often in times of market turmoil or reduced liquidity. There are multiple methods that can be used to value a portfolio holding when market quotations are not readily available. The value established for any portfolio holding at a point in time might differ from what would be produced using a different methodology or if it had been priced using market quotations. Portfolio holdings that are valued using techniques other than market quotations, including “fair valued” securities, may be subject to greater fluctuation in their valuations from one day to the next than if market quotations were used. In addition, there is no assurance that the Fund could sell or close out a portfolio position for the value established for it at any time, and it is possible that the Fund would incur a loss because a portfolio position is sold or closed out at a discount to the valuation established by the Fund at that time.

**FUND PERFORMANCE**

The following bar chart and table provide an indication of the risks of investing in the Fund by showing changes in the Fund’s performance from year to year and by showing how the Fund’s average annual returns for certain time periods compare with the average annual returns of the Index and of a relevant broad-based securities index. The Fund’s past performance (before and after taxes) is not necessarily an indication of how the Fund will perform in the future. Updated performance information is available by calling 1-866-787-2257 or visiting our website at <https://www.ssga.com/spdrs>.

**ANNUAL TOTAL RETURNS** (years ended 12/31)



Highest Quarterly Return: 14.06% (Q4, 2020)

Lowest Quarterly Return: -29.50% (Q1, 2020)

**AVERAGE ANNUAL TOTAL RETURNS** (for periods ended 12/31/22)

The after-tax returns presented in the table below are calculated using highest historical individual federal marginal income tax rates and do not reflect the impact of state and local taxes. Your actual after-tax returns will depend on your specific tax situation and may differ from those shown below. After-tax returns are not relevant to investors who hold Fund Shares through tax-advantaged arrangements, such as 401(k) plans or individual retirement accounts. The returns after taxes can exceed the returns before taxes or the Index returns due to the application of foreign tax credits and/or an assumed tax benefit for a shareholder from realizing a capital loss on a sale of Fund Shares.

	One Year	Five Years	Ten Years
Return Before Taxes	-25.05%	-0.04%	3.29%
Return After Taxes on Distributions	-25.95%	-1.32%	1.92%
Return After Taxes on Distributions and Sale of Fund Shares	-14.64%	-0.44%	2.03%
Dow Jones Global Select Real Estate Securities Index (reflects no deduction for fees, expenses or taxes other than withholding taxes on reinvested dividends)	-25.30%	-0.38%	2.99%
MSCI ACWI ex USA Index (reflects no deduction for fees, expenses or taxes other than withholding taxes on reinvested dividends)	-16.00%	0.88%	3.80%

**PORTFOLIO MANAGEMENT**

**INVESTMENT ADVISER**

SSGA FM serves as the investment adviser to the Fund.

**PORTFOLIO MANAGERS**

The professionals primarily responsible for the day-to-day management of the Fund are Michael Feehily, Karl Schneider and Keith Richardson.

Michael Feehily, CFA, is a Senior Managing Director of the Adviser and the Head of Global Equity Beta Solutions in the Americas. He worked at the Adviser from 1997 to 2006 and rejoined in 2010. Effective March 1, 2023, Mr. Feehily will no longer serve as a portfolio manager of the Fund.

Karl Schneider, CAIA, is a Managing Director of the Adviser and Deputy Head of Global Equity Beta Solutions in the Americas. He joined the Adviser in 1997.

Keith Richardson is a Vice President of the Adviser and a Senior Portfolio Manager in the Global Equity Beta Solutions Group. He joined the Adviser in 1999.

### **PURCHASE AND SALE INFORMATION**

The Fund will issue (or redeem) Fund Shares to certain institutional investors (typically market makers or other broker-dealers) only in large blocks of Fund Shares known as "Creation Units." Creation Unit transactions are conducted in exchange for the deposit or delivery of a designated portfolio of in-kind securities and/or cash.

Individual Fund Shares may only be purchased and sold on the NYSE Arca, Inc., other national securities exchanges, electronic crossing networks and other alternative trading systems through your broker-dealer at market prices. Because Fund Shares trade at market prices rather than at net asset value ("NAV"), Fund Shares may trade at a price greater than NAV (premium) or less than NAV (discount). When buying or selling Fund Shares in the secondary market, you may incur costs attributable to the difference between the highest price a buyer is willing to pay to purchase Fund Shares (bid) and the lowest price a seller is willing to accept for Fund Shares (ask) (the "bid-ask spread"). Recent information regarding the Fund's NAV, market price, premiums and discounts, and bid-ask spreads is available at <https://www.ssga.com/spdrs>.

### **TAX INFORMATION**

The Fund's distributions are expected to be taxed as ordinary income, qualified dividend income and/or capital gains, unless you are investing through a tax-advantaged arrangement, such as a 401(k) plan or individual retirement account. Certain capital gain dividends attributable to dividends the Fund receives from U.S. REITs may be taxable to noncorporate shareholders at a rate other than the generally applicable reduced rates. Any withdrawals made from a tax-advantaged arrangement may be taxable to you.

### **PAYMENTS TO BROKER-DEALERS AND OTHER FINANCIAL INTERMEDIARIES**

If you purchase Fund Shares through a broker-dealer or other financial intermediary (such as a bank), the Adviser or its affiliates may pay the financial intermediary for certain activities related to the Fund, including educational training programs, conferences, the development of technology platforms and reporting systems, or other services related to the sale or promotion of the Fund. These payments may create a conflict of interest by influencing the broker-dealer or other intermediary and your salesperson to recommend the Fund over another investment. Ask your salesperson or visit your financial intermediary's website for more information.

# SPDR® Dow Jones International Real Estate ETF

## INVESTMENT OBJECTIVE

The SPDR Dow Jones International Real Estate ETF (the “Fund”) seeks to provide investment results, before fees and expenses, correspond generally to the total return performance of an index based upon the international real estate market.

## FEES AND EXPENSES OF THE FUND

The table below describes the fees and expenses that you may pay if you buy, hold and sell shares of the Fund (“Fund Shares”). **You may pay other fees, such as brokerage commissions and other fees to financial intermediaries, which are not reflected in the table and Example below.**

**ANNUAL FUND OPERATING EXPENSES** (expenses that you pay each year as a percentage of the value of your investment):

Management fees	0.59%
Distribution and service (12b-1) fees	None
Other expenses	0.00%
<b>Total annual Fund operating expenses</b>	<b>0.59%</b>

## EXAMPLE:

This Example is intended to help you compare the cost of investing in the Fund with the cost of investing in other funds. The Example assumes that you invest \$10,000 in the Fund for the time periods indicated, and then sell or hold all of your Fund Shares at the end of those periods. The Example also assumes that your investment has a 5% return each year and that the Fund’s operating expenses remain the same. Although your actual costs may be higher or lower, based on these assumptions your costs would be:

Year 1	Year 3	Year 5	Year 10
\$60	\$189	\$329	\$738

## PORTFOLIO TURNOVER:

The Fund pays transaction costs, such as commissions, when it buys and sells securities (or “turns over” its portfolio). A higher portfolio turnover rate may indicate higher transaction costs and may result in higher taxes when Fund Shares are held in a taxable account. These costs, which are not reflected in Annual Fund Operating Expenses or in the Example, affect the Fund’s performance. During the most recent fiscal year, the Fund’s portfolio turnover rate was 14% of the average value of its portfolio.

## THE FUND’S PRINCIPAL INVESTMENT STRATEGY

In seeking to track the performance of the Dow Jones Global ex-U.S. Select Real Estate Securities Index<sup>SM</sup> (the “Index”), the Fund employs a sampling strategy, which means that the Fund is not required to purchase all of the securities represented in the Index. Instead, the Fund may purchase a subset of the securities in the Index in an effort to hold a portfolio of securities with generally the same risk and return characteristics of the Index. The quantity of holdings in the Fund will be based on a number of factors, including asset size of the Fund. Based on its analysis of these factors, SSGA Funds Management, Inc. (“SSGA FM” or the “Adviser”), the investment adviser to the Fund, either may invest the Fund’s assets in a subset of securities in the Index or may invest the Fund’s assets in substantially all of the securities represented in the Index in approximately the same proportions as the Index, as determined by the Adviser to be in the best interest of the Fund in pursuing its objective. The Fund is classified as “diversified” under the Investment Company Act of 1940, as amended; however, the Fund may become “non-diversified” solely as a result of tracking the Index (e.g., changes in weightings of one or more component securities). When the Fund is non-diversified, it may invest a relatively high percentage of its assets in a limited number of issuers.

Under normal market conditions, the Fund generally invests substantially all, but at least 80%, of its total assets in the securities comprising the Index and in depositary receipts (including American Depositary Receipts (“ADRs”) or Global Depositary Receipts (“GDRs”)) based on securities comprising the Index. In addition, in seeking to track the Index, the Fund may invest in equity securities that are not included in the Index (including common stock, preferred stock, depositary receipts and shares of other investment companies), cash and cash equivalents or money market

instruments, such as repurchase agreements and money market funds (including money market funds advised by the Adviser). In seeking to track the Index, the Fund's assets may be concentrated in an industry or group of industries, but only to the extent that the Index concentrates in a particular industry or group of industries. Futures contracts (a type of derivative instrument) may be used by the Fund in seeking performance that corresponds to the Index and in managing cash flows.

The Index is a float-adjusted market capitalization index designed to measure the performance of publicly traded real estate securities in countries excluding the United States. The Index's composition is reviewed quarterly. The Index is a measure of the types of global real estate securities that represent the ownership and operation of commercial or residential real estate. The Index includes equity Real Estate Investment Trusts ("REITs") and real estate operating companies that meet the following criteria: (i) the company must be both an equity owner and operator of commercial and/or residential real estate (security types excluded from the Index include mortgage REITs, Specialty REITs (timber, railroad, tower, prison, and advertising REITs), real estate finance companies, mortgage brokers and bankers, commercial and residential real estate brokers and real estate agents, home builders, large landowners and subdividers of unimproved land, and hybrid REITs, as well as companies that have more than 25% of their assets in direct mortgage investments); (ii) new constituents must have a minimum float-adjusted market capitalization of at least \$200 million at the time of inclusion (an existing constituent becomes ineligible if its float-adjusted market capitalization falls below \$100 million for two consecutive quarters); (iii) with respect to new constituents, at least 75% of the company's total revenue must be derived from the ownership and operation of real estate assets (an existing constituent becomes ineligible if less than 50% of the company's total revenue is generated from the ownership and operation of real estate assets or if direct mortgage investments represent more than 25% of the company's assets for two consecutive quarters, or it is reclassified as a mortgage or hybrid REIT); and (iv) new constituents must have a Median Daily Value Traded (MDVT) of at least \$5 million for the three-months prior to the rebalancing reference date. Once included, a company is removed from the Index at the next rebalancing if its MDVT falls below \$1.5 million for the three-months prior to the rebalancing reference date. The Index is rebalanced quarterly effective after the close of trading on the third Friday in March, June, September and December. The reference date is the third Friday of February, May, August, and November. As of November 30, 2022, countries represented in the Fund included Australia, Austria, Belgium, Brazil, Canada, Finland, France, Germany, Hong Kong, Japan, Mexico, the Netherlands, Norway, the Philippines, Saudi Arabia, Singapore, South Africa, Spain, Sweden, Switzerland, Thailand and the United Kingdom. As of November 30, 2022, a significant portion of the Fund comprised companies located in Japan, although this may change from time to time. As of November 30, 2022, the Index comprised 141 securities.

The Index is sponsored by S&P Dow Jones Indices LLC (the "Index Provider"), which is not affiliated with the Fund or the Adviser. The Index Provider determines the composition of the Index, relative weightings of the securities in the Index and publishes information regarding the market value of the Index.

## **PRINCIPAL RISKS OF INVESTING IN THE FUND**

As with all investments, there are certain risks of investing in the Fund. Fund Shares will change in value, and you could lose money by investing in the Fund. An investment in the Fund is not insured or guaranteed by the Federal Deposit Insurance Corporation or any other government agency.

**Market Risk:** The Fund's investments are subject to changes in general economic conditions, general market fluctuations and the risks inherent in investment in securities markets. Investment markets can be volatile and prices of investments can change substantially due to various factors including, but not limited to, economic growth or recession, changes in interest rates, inflation, changes in the actual or perceived creditworthiness of issuers, and general market liquidity. The Fund is subject to the risk that geopolitical events will disrupt securities markets and adversely affect global economies and markets. Local, regional or global events such as war, military conflicts, acts of terrorism, natural disasters, the spread of infectious illness or other public health issues, or other events could have a significant impact on the Fund and its investments.

**Equity Investing Risk:** The market prices of equity securities owned by the Fund may go up or down, sometimes rapidly or unpredictably. The value of a security may decline for a number of reasons that may directly relate to the issuer and also may decline due to general industry or market conditions that are not specifically related to a particular company. In addition, equity markets tend to move in cycles, which may cause stock prices to fall over short or extended periods of time.

**Non-U.S. Securities Risk:** Non-U.S. securities (including depositary receipts) are subject to political, regulatory, and economic risks not present in domestic investments. There may be less information publicly available about a non-U.S. entity than about a U.S. entity, and many non-U.S. entities are not subject to accounting, auditing, legal and financial report standards comparable to those in the United States. Further, such entities and/or their securities may be subject to risks associated with currency controls; expropriation; changes in tax policy; greater



market volatility; differing securities market structures; higher transaction costs; and various administrative difficulties, such as delays in clearing and settling portfolio transactions or in receiving payment of dividends. To the extent underlying securities held by the Fund trade on foreign exchanges that are closed when the exchange on which the Fund's shares trade is open, there may be deviations between the current price of an underlying security and the last quoted price for the underlying security on the closed foreign market. These deviations could result in the Fund experiencing premiums or discounts greater than those of ETFs that invest in domestic securities. Securities traded on foreign markets may be less liquid (harder to sell) than securities traded domestically. Foreign governments may impose restrictions on the repatriation of capital to the U.S. In addition, to the extent that the Fund buys securities denominated in a foreign currency, there are special risks such as changes in currency exchange rates and the risk that a foreign government could regulate foreign exchange transactions. In addition, to the extent investments are made in a limited number of countries, events in those countries will have a more significant impact on the Fund. Investments in depositary receipts may be less liquid and more volatile than the underlying shares in their primary trading market.

**Real Estate Sector Risk:** An investment in a real property company may be subject to risks similar to those associated with direct ownership of real estate, including, by way of example, the possibility of declines in the value of real estate, losses from casualty or condemnation, and changes in local and general economic conditions, supply and demand, interest rates, environmental liability, zoning laws, regulatory limitations on rents, property taxes, and operating expenses. Some real property companies have limited diversification because they invest in a limited number of properties, a narrow geographic area, or a single type of property.

**REIT Risk:** REITs are subject to the risks associated with investing in the securities of real property companies. In particular, REITs may be affected by changes in the values of the underlying properties that they own or operate. Further, REITs are dependent upon specialized management skills, and their investments may be concentrated in relatively few properties, or in a small geographic area or a single property type. REITs are also subject to heavy cash flow dependency and, as a result, are particularly reliant on the proper functioning of capital markets. A variety of economic and other factors may adversely affect a lessee's ability to meet its obligations to a REIT. In the event of a default by a lessee, the REIT may experience delays in enforcing its rights as a lessor and may incur substantial costs associated in protecting its investments. In addition, a REIT could fail to qualify for favorable regulatory treatment.

**Fluctuation of Net Asset Value, Share Premiums and Discounts Risk:** As with all exchange-traded funds, Fund Shares may be bought and sold in the secondary market at market prices. The trading prices of Fund Shares in the secondary market may differ from the Fund's daily net asset value per share and there may be times when the market price of the shares is more than the net asset value per share (premium) or less than the net asset value per share (discount). This risk is heightened in times of market volatility or periods of steep market declines.

**Concentration Risk:** When the Fund focuses its investments in a particular industry or sector, financial, economic, business, and other developments affecting issuers in that industry, market, or economic sector will have a greater effect on the Fund than if it had not done so.

**Currency Risk:** The value of the Fund's assets may be affected favorably or unfavorably by currency exchange rates, currency exchange control regulations, and delays, restrictions or prohibitions on the repatriation of foreign currencies. Foreign currency exchange rates may have significant volatility, and changes in the values of foreign currencies against the U.S. dollar may result in substantial declines in the values of the Fund's assets denominated in foreign currencies.

**Depositary Receipts Risk:** Investments in depositary receipts may be less liquid and more volatile than the underlying securities in their primary trading market. If a depositary receipt is denominated in a different currency than its underlying securities, the Fund will be subject to the currency risk of both the investment in the depositary receipt and the underlying security. Holders of depositary receipts may have limited or no rights to take action with respect to the underlying securities or to compel the issuer of the receipts to take action. The prices of depositary receipts may differ from the prices of securities upon which they are based. To the extent the Fund invests in depositary receipts based on securities included in the Index, such differences in prices may increase index tracking risk.

**Emerging Markets Risk:** Risks of investing in emerging markets include, among others, greater political and economic instability, greater volatility in currency exchange rates, less developed securities markets, possible trade barriers, currency transfer restrictions, a more limited number of potential buyers and issuers, an emerging market country's dependence on revenue from particular commodities or international aid, less governmental supervision and regulation, unavailability of currency hedging techniques, differences in auditing and financial reporting

standards, and less developed legal systems. There is also the potential for unfavorable action such as expropriation, nationalization, embargo, and acts of war. The securities of emerging market companies may trade less frequently and in smaller volumes than more widely held securities. Market disruptions or substantial market corrections may limit very significantly the liquidity of securities of certain companies in a particular country or geographic region, or of all companies in the country or region. The Fund may be unable to liquidate its positions in such securities at any time, or at a favorable price, in order to meet the Fund's obligations. These risks are generally greater for investments in frontier market countries, which typically have smaller economies or less developed capital markets than traditional emerging market countries.

**Futures Contract Risk:** A futures contract is a standardized agreement that calls for the purchase or sale of a specific asset at a specific price at a specific future time, or cash settlement of the terms of the contract. Transactions in futures contracts can create investment leverage and may have significant volatility. It is possible that a futures contract transaction will result in a much greater loss than the principal amount invested, and the Fund may not be able to close out the futures contract at a favorable time or price. There is no assurance that a liquid secondary market on an exchange will exist for any particular futures contract. In the event no such market exists, it might not be possible to effect closing transactions, and the Fund will be unable to terminate its exposure to the futures contract. There is also a risk of imperfect correlation between movements in the prices of the futures contract and movements in the price of the underlying assets. The counterparty to a futures contract may be unable or unwilling to make timely settlement payments, return the Fund's margin, or otherwise honor its obligations.

**Geographic Focus Risk:** The performance of a fund that is less diversified across countries or geographic regions will be closely tied to market, currency, economic, political, environmental, or regulatory conditions and developments in the countries or regions in which the fund invests, and may be more volatile than the performance of a more geographically-diversified fund.

**Japan:** The growth of Japan's economy has historically lagged that of its Asian neighbors and other major developed economies. The Japanese economy is heavily dependent on international trade and has been adversely affected by trade tariffs, other protectionist measures, competition from emerging economies and the economic conditions of its trading partners. China has become an important trading partner with Japan, yet the countries' political relationship has become strained. Should political tension increase, it could adversely affect the economy, especially the export sector, and destabilize the region as a whole. Japan also remains heavily dependent on oil imports, and higher commodity prices could therefore have a negative impact on the economy. The Japanese yen has fluctuated widely at times and any increase in its value may cause a decline in exports that could weaken the Japanese economy. Japan has, in the past, intervened in the currency markets to attempt to maintain or reduce the value of the yen. Japanese intervention in the currency markets could cause the value of the yen to fluctuate sharply and unpredictably and could cause losses to investors. Japan has an aging workforce and has experienced a significant population decline in recent years. Japan's labor market appears to be undergoing fundamental structural changes, as a labor market traditionally accustomed to lifetime employment adjusts to meet the need for increased labor mobility, which may adversely affect Japan's economic competitiveness. Natural disasters, such as earthquakes, volcanoes, typhoons or tsunamis, could occur in Japan or surrounding areas and could negatively affect the Japanese economy and, in turn, the Fund.

**Indexing Strategy/Index Tracking Risk:** The Fund is managed with an indexing investment strategy, attempting to track the performance of an unmanaged index of securities, regardless of the current or projected performance of the Index or of the actual securities comprising the Index. This differs from an actively-managed fund, which typically seeks to outperform a benchmark index. As a result, the Fund's performance may be less favorable than that of a portfolio managed using an active investment strategy. The structure and composition of the Index will affect the performance, volatility, and risk of the Index and, consequently, the performance, volatility, and risk of the Fund. Errors in index data, index computations or the construction of the Index in accordance with its methodology may occur from time to time and may not be identified and corrected by the Index Provider for a period of time or at all, which may have an adverse impact on the Fund and its shareholders. To the extent circumstances evolve in between reconstitutions, the Index may include, and the Fund may therefore hold for a period of time, securities of companies that do not align with the Index's objective and/or criteria. When there are changes made to the component securities of the Index and the Fund in turn makes similar changes to its portfolio, any transaction costs and market exposure arising from such portfolio changes will be borne directly by the Fund and its shareholders. The Fund may recognize gains as a result of rebalancing or reconstituting its securities holdings to reflect changes in the securities included in the Index. The Fund also may be required to distribute any such gains to its shareholders to avoid adverse federal income tax consequences. While the Adviser seeks to track the

performance of the Index (*i.e.*, achieve a high degree of correlation with the Index), the Fund's return may not match the return of the Index. The Fund incurs a number of operating expenses not applicable to the Index, and incurs costs in buying and selling securities. In addition, the Fund may not be fully invested at times, generally as a result of cash flows into or out of the Fund or reserves of cash held by the Fund to meet redemptions. The Adviser may attempt to track the Index return by investing in fewer than all of the securities in the Index, or in some securities not included in the Index, potentially increasing the risk of divergence between the Fund's return and that of the Index.

**Liquidity Risk:** Lack of a ready market, stressed market conditions, or restrictions on resale may limit the ability of the Fund to sell a security at an advantageous time or price or at all. Illiquid investments may trade at a discount from comparable, more liquid investments and may be subject to wide fluctuations in market value. If the liquidity of the Fund's holdings deteriorates, it may lead to differences between the market price of Fund Shares and the net asset value of Fund Shares, and could result in the Fund Shares being less liquid. Illiquidity of the Fund's holdings may also limit the ability of the Fund to obtain cash to meet redemptions on a timely basis. In addition, the Fund, due to limitations on investments in any illiquid investments and/or the difficulty in purchasing and selling such investments, may be unable to achieve its desired level of exposure to a certain market or sector.

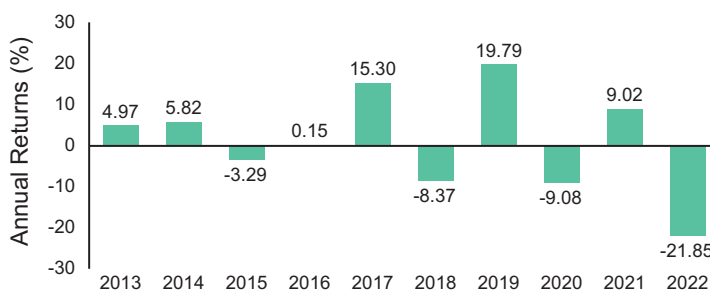
**Non-Diversification Risk:** To the extent the Fund becomes "non-diversified," the Fund may hold a smaller number of portfolio securities than many other funds. To the extent the Fund invests in a relatively small number of issuers, a decline in the market value of a particular security held by the Fund may affect its value more than if it invested in a larger number of issuers. The value of Fund Shares may be more volatile than the values of shares of more diversified funds. The Fund may become non-diversified for periods of time solely as a result of tracking the Index (*e.g.*, changes in weightings of one or more component securities).

**Valuation Risk:** Some portfolio holdings, potentially a large portion of the Fund's investment portfolio, may be valued on the basis of factors other than market quotations. This may occur more often in times of market turmoil or reduced liquidity. There are multiple methods that can be used to value a portfolio holding when market quotations are not readily available. The value established for any portfolio holding at a point in time might differ from what would be produced using a different methodology or if it had been priced using market quotations. Portfolio holdings that are valued using techniques other than market quotations, including "fair valued" securities, may be subject to greater fluctuation in their valuations from one day to the next than if market quotations were used. In addition, there is no assurance that the Fund could sell or close out a portfolio position for the value established for it at any time, and it is possible that the Fund would incur a loss because a portfolio position is sold or closed out at a discount to the valuation established by the Fund at that time.

## FUND PERFORMANCE

The following bar chart and table provide an indication of the risks of investing in the Fund by showing changes in the Fund's performance from year to year and by showing how the Fund's average annual returns for certain time periods compare with the average annual returns of the Index and of a relevant broad-based securities index. The Fund's past performance (before and after taxes) is not necessarily an indication of how the Fund will perform in the future. Updated performance information is available by calling 1-866-787-2257 or visiting our website at <https://www.ssga.com/spdrs>.

**ANNUAL TOTAL RETURNS** (years ended 12/31)



Highest Quarterly Return: 15.91% (Q4, 2020)

Lowest Quarterly Return: -30.58% (Q1, 2020)

## AVERAGE ANNUAL TOTAL RETURNS

 (for periods ended 12/31/22)

The after-tax returns presented in the table below are calculated using highest historical individual federal marginal income tax rates and do not reflect the impact of state and local taxes. Your actual after-tax returns will depend on your specific tax situation and may differ from those shown below. After-tax returns are not relevant to investors who hold Fund Shares through tax-advantaged arrangements, such as 401(k) plans or individual retirement accounts. The returns after taxes can exceed the returns before taxes or the Index returns due to the application of foreign tax credits and/or an assumed tax benefit for a shareholder from realizing a capital loss on a sale of Fund Shares.

	One Year	Five Years	Ten Years
Return Before Taxes	-21.85%	-3.19%	0.53%
Return After Taxes on Distributions	-22.81%	-4.75%	-1.06%
Return After Taxes on Distributions and Sale of Fund Shares	-12.65%	-2.65%	0.02%
Dow Jones Global ex-U.S. Select Real Estate Securities Index (reflects no deduction for fees, expenses or taxes other than withholding taxes on reinvested dividends)	-22.11%	-3.14%	0.72%
MSCI ACWI ex USA Index (reflects no deduction for fees, expenses or taxes other than withholding taxes on reinvested dividends)	-16.00%	0.88%	3.80%

## PORTFOLIO MANAGEMENT

### INVESTMENT ADVISER

SSGA FM serves as the investment adviser to the Fund.

### PORTFOLIO MANAGERS

The professionals primarily responsible for the day-to-day management of the Fund are Michael Feehily, Karl Schneider and Keith Richardson.

Michael Feehily, CFA, is a Senior Managing Director of the Adviser and the Head of Global Equity Beta Solutions in the Americas. He worked at the Adviser from 1997 to 2006 and rejoined in 2010. Effective March 1, 2023, Mr. Feehily will no longer serve as a portfolio manager of the Fund.

Karl Schneider, CAIA, is a Managing Director of the Adviser and Deputy Head of Global Equity Beta Solutions in the Americas. He joined the Adviser in 1997.

Keith Richardson is a Vice President of the Adviser and a Senior Portfolio Manager in the Global Equity Beta Solutions Group. He joined the Adviser in 1999.

### PURCHASE AND SALE INFORMATION

The Fund will issue (or redeem) Fund Shares to certain institutional investors (typically market makers or other broker-dealers) only in large blocks of Fund Shares known as "Creation Units." Creation Unit transactions are conducted in exchange for the deposit or delivery of a designated portfolio of in-kind securities and/or cash.

Individual Fund Shares may only be purchased and sold on the NYSE Arca, Inc., other national securities exchanges, electronic crossing networks and other alternative trading systems through your broker-dealer at market prices. Because Fund Shares trade at market prices rather than at net asset value ("NAV"), Fund Shares may trade at a price greater than NAV (premium) or less than NAV (discount). When buying or selling Fund Shares in the secondary market, you may incur costs attributable to the difference between the highest price a buyer is willing to pay to purchase Fund Shares (bid) and the lowest price a seller is willing to accept for Fund Shares (ask) (the "bid-ask spread"). Recent information regarding the Fund's NAV, market price, premiums and discounts, and bid-ask spreads is available at <https://www.ssga.com/spdrs>.

### TAX INFORMATION

The Fund's distributions are expected to be taxed as ordinary income, qualified dividend income and/or capital gains, unless you are investing through a tax-advantaged arrangement, such as a 401(k) plan or individual retirement account. Any withdrawals made from a tax-advantaged arrangement may be taxable to you.

### PAYMENTS TO BROKER-DEALERS AND OTHER FINANCIAL INTERMEDIARIES

If you purchase Fund Shares through a broker-dealer or other financial intermediary (such as a bank), the Adviser or its affiliates may pay the financial intermediary for certain activities related to the Fund, including educational training programs, conferences, the development of technology platforms and reporting systems, or other services related to the sale or promotion of the Fund. These payments may create a conflict of interest by influencing the broker-dealer or other intermediary and your salesperson to recommend the Fund over another investment. Ask your salesperson or visit your financial intermediary's website for more information.

# SPDR® EURO STOXX 50® ETF

## INVESTMENT OBJECTIVE

The SPDR EURO STOXX 50 ETF (the “Fund”) seeks to provide investment results that, before fees and expenses, correspond generally to the total return performance of the EURO STOXX 50® Index.

## FEES AND EXPENSES OF THE FUND

The table below describes the fees and expenses that you may pay if you buy, hold and sell shares of the Fund (“Fund Shares”). **You may pay other fees, such as brokerage commissions and other fees to financial intermediaries, which are not reflected in the table and Example below.**

**ANNUAL FUND OPERATING EXPENSES** (expenses that you pay each year as a percentage of the value of your investment):

Management fees	0.29%
Distribution and service (12b-1) fees	None
Other expenses <sup>1</sup>	0.00%
<b>Total annual Fund operating expenses<sup>1</sup></b>	<b>0.29%</b>

<sup>1</sup> The Fund’s “Other expenses” and “Total annual Fund operating expenses” have been restated to reflect current fees. Amounts do not reflect non-recurring expenses incurred during the prior fiscal year.

## EXAMPLE:

This Example is intended to help you compare the cost of investing in the Fund with the cost of investing in other funds. The Example assumes that you invest \$10,000 in the Fund for the time periods indicated, and then sell or hold all of your Fund Shares at the end of those periods. The Example also assumes that your investment has a 5% return each year and that the Fund’s operating expenses remain the same. Although your actual costs may be higher or lower, based on these assumptions your costs would be:

Year 1	Year 3	Year 5	Year 10
\$30	\$93	\$163	\$368

## PORTFOLIO TURNOVER:

The Fund pays transaction costs, such as commissions, when it buys and sells securities (or “turns over” its portfolio). A higher portfolio turnover rate may indicate higher transaction costs and may result in higher taxes when Fund Shares are held in a taxable account. These costs, which are not reflected in Annual Fund Operating Expenses or in the Example, affect the Fund’s performance. During the most recent fiscal year, the Fund’s portfolio turnover rate was 8% of the average value of its portfolio.

## THE FUND’S PRINCIPAL INVESTMENT STRATEGY

In seeking to track the performance of the EURO STOXX 50® Index (the “Index”), the Fund employs a sampling strategy, which means that the Fund is not required to purchase all of the securities represented in the Index. Instead, the Fund may purchase a subset of the securities in the Index in an effort to hold a portfolio of securities with generally the same risk and return characteristics of the Index. The quantity of holdings in the Fund will be based on a number of factors, including asset size of the Fund. Based on its analysis of these factors, SSGA Funds Management, Inc. (“SSGA FM” or the “Adviser”), the investment adviser to the Fund, either may invest the Fund’s assets in a subset of securities in the Index or may invest the Fund’s assets in substantially all of the securities represented in the Index in approximately the same proportions as the Index, as determined by the Adviser to be in the best interest of the Fund in pursuing its objective. The Fund is classified as “diversified” under the Investment Company Act of 1940, as amended; however, the Fund may become “non-diversified” solely as a result of tracking the Index (e.g., changes in weightings of one or more component securities). When the Fund is non-diversified, it may invest a relatively high percentage of its assets in a limited number of issuers.

Under normal market conditions, the Fund generally invests substantially all, but at least 80%, of its total assets in the securities comprising the Index. In addition, in seeking to track the Index, the Fund may invest in equity securities that are not included in the Index (including common stock, preferred stock, depositary receipts and shares of other investment companies), cash and cash equivalents or money market instruments, such as repurchase agreements



and money market funds (including money market funds advised by the Adviser). In seeking to track the Index, the Fund's assets may be concentrated in an industry or group of industries, but only to the extent that the Index concentrates in a particular industry or group of industries. Futures contracts (a type of derivative instrument) may be used by the Fund in seeking performance that corresponds to the Index and in managing cash flows.

The Index is a market capitalization weighted index designed to represent the performance of some of the largest companies across components of the 20 EURO STOXX Supersector Indexes. The EURO STOXX Supersector Indexes are subsets of the EURO STOXX Index. The EURO STOXX Index is a broad yet liquid subset of the STOXX Europe 600 Index, which covers the 600 largest companies in Europe. The Index captures approximately 60% of the free-float market capitalization of the EURO STOXX Total Market Index, which in turn covers at least 95% of the free-float market capitalization of the represented countries. A company's free-float market capitalization is calculated by multiplying the number of shares readily available in the market by the price of such shares. The Index is reconstituted annually. The 50 companies in the Index are selected by first identifying the companies that equal approximately 60% of the free-float market capitalization of each corresponding EURO STOXX Total Market Index Supersector Index. In addition, any stocks that are currently components of the Index are added to the list. From that list, the 40 largest stocks are selected to be components of the Index. In addition, any stocks that are current components of the Index (and ranked 41-60 on the list) are included as components. If there are still less than 50 component stocks, the applicable number of the largest remaining stocks on the list ranked 41 or higher are included as components of the Index. As of November 30, 2022, a significant portion of the Fund comprised companies in the consumer discretionary, technology and financial sectors, although this may change from time to time. As of November 30, 2022, countries represented in the Fund included Belgium, Finland, France, Germany, Ireland, Italy, the Netherlands and Spain. As of November 30, 2022, the Index comprised 50 securities.

The Index is sponsored by STOXX (the "Index Provider"), which is not affiliated with the Fund or the Adviser. The Index Provider determines the composition of the Index, relative weightings of the securities in the Index and publishes information regarding the market value of the Index.

#### **PRINCIPAL RISKS OF INVESTING IN THE FUND**

As with all investments, there are certain risks of investing in the Fund. Fund Shares will change in value, and you could lose money by investing in the Fund. An investment in the Fund is not insured or guaranteed by the Federal Deposit Insurance Corporation or any other government agency.

**Market Risk:** The Fund's investments are subject to changes in general economic conditions, general market fluctuations and the risks inherent in investment in securities markets. Investment markets can be volatile and prices of investments can change substantially due to various factors including, but not limited to, economic growth or recession, changes in interest rates, inflation, changes in the actual or perceived creditworthiness of issuers, and general market liquidity. The Fund is subject to the risk that geopolitical events will disrupt securities markets and adversely affect global economies and markets. Local, regional or global events such as war, military conflicts, acts of terrorism, natural disasters, the spread of infectious illness or other public health issues, or other events could have a significant impact on the Fund and its investments.

**Equity Investing Risk:** The market prices of equity securities owned by the Fund may go up or down, sometimes rapidly or unpredictably. The value of a security may decline for a number of reasons that may directly relate to the issuer and also may decline due to general industry or market conditions that are not specifically related to a particular company. In addition, equity markets tend to move in cycles, which may cause stock prices to fall over short or extended periods of time.

**Non-U.S. Securities Risk:** Non-U.S. securities (including depositary receipts) are subject to political, regulatory, and economic risks not present in domestic investments. There may be less information publicly available about a non-U.S. entity than about a U.S. entity, and many non-U.S. entities are not subject to accounting, auditing, legal and financial report standards comparable to those in the United States. Further, such entities and/or their securities may be subject to risks associated with currency controls; expropriation; changes in tax policy; greater market volatility; differing securities market structures; higher transaction costs; and various administrative difficulties, such as delays in clearing and settling portfolio transactions or in receiving payment of dividends. To the extent underlying securities held by the Fund trade on foreign exchanges that are closed when the exchange on which the Fund's shares trade is open, there may be deviations between the current price of an underlying security and the last quoted price for the underlying security on the closed foreign market. These deviations could result in the Fund experiencing premiums or discounts greater than those of ETFs that invest in domestic securities. Securities traded on foreign markets may be less liquid (harder to sell) than securities traded domestically. Foreign governments may impose restrictions on the repatriation of capital to the U.S. In addition, to the extent that the Fund buys securities denominated in a foreign currency, there are special risks such as

changes in currency exchange rates and the risk that a foreign government could regulate foreign exchange transactions. In addition, to the extent investments are made in a limited number of countries, events in those countries will have a more significant impact on the Fund. Investments in depositary receipts may be less liquid and more volatile than the underlying shares in their primary trading market.

**Geographic Focus Risk:** The performance of a fund that is less diversified across countries or geographic regions will be closely tied to market, currency, economic, political, environmental, or regulatory conditions and developments in the countries or regions in which the fund invests, and may be more volatile than the performance of a more geographically-diversified fund.

**Europe:** Developed and emerging market countries in Europe will be significantly affected by the fiscal and monetary controls of the Economic and Monetary Union of the European Union (“EU”). Changes in regulations on trade, decreasing imports or exports, changes in the exchange rate of the euro and recessions among European countries may have a significant adverse effect on the economies of other European countries. In addition, one or more countries may abandon the euro and/or withdraw from the EU. For example, on January 31, 2020, the United Kingdom formally withdrew from the EU (commonly referred to as “Brexit”) and, after a transition period, left the EU single market and customs union under the terms of a new trade agreement on December 31, 2020. The agreement governs the new relationship between the United Kingdom and EU with respect to trading goods and services, but critical aspects of the relationship remain unresolved and subject to further negotiation and agreement. The full scope and nature of the consequences of the exit are not at this time known and are unlikely to be known for a significant period of time. It is also unknown whether the United Kingdom’s exit will increase the likelihood of other countries also departing the EU. Any exits from the EU, or the possibility of such exits, may have a significant impact on the United Kingdom, Europe, and global economies, which may result in increased volatility and illiquidity, new legal and regulatory uncertainties and potentially lower economic growth for such economies that could potentially have an adverse effect on the value of the Fund’s investments. In addition, a number of countries in Europe have suffered terrorist attacks and additional attacks may occur in the future. Such attacks may cause uncertainty in financial markets and may adversely affect the performance of the issuers to which the Fund has exposure.

**Large-Capitalization Securities Risk:** Returns on investments in securities of large companies could trail the returns on investments in securities of smaller and mid-sized companies. Larger companies may be unable to respond as quickly as smaller and mid-sized companies to competitive challenges or to changes in business, product, financial, or other market conditions. Larger companies may not be able to maintain growth at the high rates that may be achieved by well-managed smaller and mid-sized companies.

**Fluctuation of Net Asset Value, Share Premiums and Discounts Risk:** As with all exchange-traded funds, Fund Shares may be bought and sold in the secondary market at market prices. The trading prices of Fund Shares in the secondary market may differ from the Fund’s daily net asset value per share and there may be times when the market price of the shares is more than the net asset value per share (premium) or less than the net asset value per share (discount). This risk is heightened in times of market volatility or periods of steep market declines.

**Consumer Discretionary Sector Risk:** The success of consumer product manufacturers and retailers is tied closely to the performance of the overall global economy, interest rates, competition and consumer confidence. Success depends heavily on disposable household income and consumer spending. Also, companies in the consumer discretionary sector may be subject to severe competition, which may have an adverse impact on their respective profitability. Changes in demographics and consumer tastes can also affect the demand for, and success of, consumer products and services in the marketplace.

**Currency Risk:** The value of the Fund’s assets may be affected favorably or unfavorably by currency exchange rates, currency exchange control regulations, and delays, restrictions or prohibitions on the repatriation of foreign currencies. Foreign currency exchange rates may have significant volatility, and changes in the values of foreign currencies against the U.S. dollar may result in substantial declines in the values of the Fund’s assets denominated in foreign currencies.

**Financial Sector Risk:** Financial services companies are subject to extensive governmental regulation, which may limit both the amounts and types of loans and other financial commitments they can make, the interest rates and fees they can charge, the scope of their activities, the prices they can charge and the amount of capital they must maintain. Profitability is largely dependent on the availability and cost of capital funds and can fluctuate significantly when interest rates change or due to increased competition. In addition, deterioration of the credit markets generally may cause an adverse impact in a broad range of markets, including U.S. and international credit and interbank money markets generally, thereby affecting a wide range of financial institutions and markets.

Certain events in the financial sector may cause an unusually high degree of volatility in the financial markets, both domestic and foreign, and cause certain financial services companies to incur large losses. Securities of financial services companies may experience a dramatic decline in value when such companies experience substantial declines in the valuations of their assets, take action to raise capital (such as the issuance of debt or equity securities), or cease operations. Credit losses resulting from financial difficulties of borrowers and financial losses associated with investment activities can negatively impact the sector. Insurance companies may be subject to severe price competition. Adverse economic, business or political developments could adversely affect financial institutions engaged in mortgage finance or other lending or investing activities directly or indirectly connected to the value of real estate.

**Futures Contract Risk:** A futures contract is a standardized agreement that calls for the purchase or sale of a specific asset at a specific price at a specific future time, or cash settlement of the terms of the contract. Transactions in futures contracts can create investment leverage and may have significant volatility. It is possible that a futures contract transaction will result in a much greater loss than the principal amount invested, and the Fund may not be able to close out the futures contract at a favorable time or price. There is no assurance that a liquid secondary market on an exchange will exist for any particular futures contract. In the event no such market exists, it might not be possible to effect closing transactions, and the Fund will be unable to terminate its exposure to the futures contract. There is also a risk of imperfect correlation between movements in the prices of the futures contract and movements in the price of the underlying assets. The counterparty to a futures contract may be unable or unwilling to make timely settlement payments, return the Fund's margin, or otherwise honor its obligations.

**Indexing Strategy/Index Tracking Risk:** The Fund is managed with an indexing investment strategy, attempting to track the performance of an unmanaged index of securities, regardless of the current or projected performance of the Index or of the actual securities comprising the Index. This differs from an actively-managed fund, which typically seeks to outperform a benchmark index. As a result, the Fund's performance may be less favorable than that of a portfolio managed using an active investment strategy. The structure and composition of the Index will affect the performance, volatility, and risk of the Index and, consequently, the performance, volatility, and risk of the Fund. Errors in index data, index computations or the construction of the Index in accordance with its methodology may occur from time to time and may not be identified and corrected by the Index Provider for a period of time or at all, which may have an adverse impact on the Fund and its shareholders. To the extent circumstances evolve in between reconstitutions, the Index may include, and the Fund may therefore hold for a period of time, securities of companies that do not align with the Index's objective and/or criteria. When there are changes made to the component securities of the Index and the Fund in turn makes similar changes to its portfolio, any transaction costs and market exposure arising from such portfolio changes will be borne directly by the Fund and its shareholders. The Fund may recognize gains as a result of rebalancing or reconstituting its securities holdings to reflect changes in the securities included in the Index. The Fund also may be required to distribute any such gains to its shareholders to avoid adverse federal income tax consequences. While the Adviser seeks to track the performance of the Index (*i.e.*, achieve a high degree of correlation with the Index), the Fund's return may not match the return of the Index. The Fund incurs a number of operating expenses not applicable to the Index, and incurs costs in buying and selling securities. In addition, the Fund may not be fully invested at times, generally as a result of cash flows into or out of the Fund or reserves of cash held by the Fund to meet redemptions. The Adviser may attempt to track the Index return by investing in fewer than all of the securities in the Index, or in some securities not included in the Index, potentially increasing the risk of divergence between the Fund's return and that of the Index.

**Non-Diversification Risk:** To the extent the Fund becomes "non-diversified," the Fund may hold a smaller number of portfolio securities than many other funds. To the extent the Fund invests in a relatively small number of issuers, a decline in the market value of a particular security held by the Fund may affect its value more than if it invested in a larger number of issuers. The value of Fund Shares may be more volatile than the values of shares of more diversified funds. The Fund may become non-diversified for periods of time solely as a result of tracking the Index (*e.g.*, changes in weightings of one or more component securities).

**Technology Sector Risk:** Market or economic factors impacting technology companies and companies that rely heavily on technological advances could have a major effect on the value of the Fund's investments. The value of stocks of technology companies and companies that rely heavily on technology is particularly vulnerable to rapid changes in technology product cycles, rapid product obsolescence, government regulation and competition, both domestically and internationally, including competition from foreign competitors with lower production costs. Stocks of technology companies and companies that rely heavily on technology, especially those of smaller, less-seasoned companies, tend to be more volatile than the overall market. Technology companies are heavily



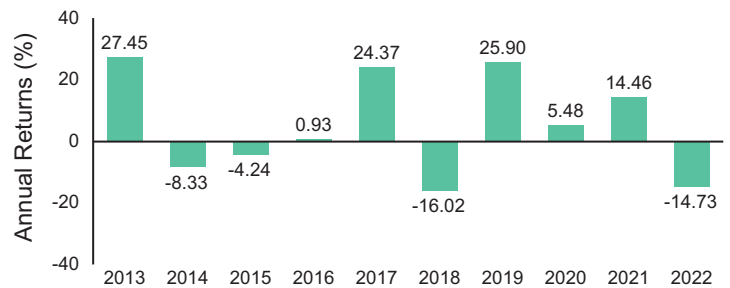
dependent on patent and intellectual property rights, the loss or impairment of which may adversely affect profitability. Additionally, companies in the technology sector may face dramatic and often unpredictable changes in growth rates and competition for the services of qualified personnel.

**Unconstrained Sector Risk:** The Fund may invest a substantial portion of its assets within one or more economic sectors or industries, which may change from time to time. Greater investment focus on one or more sectors or industries increases the potential for volatility and the risk that events negatively affecting such sectors or industries could reduce returns, potentially causing the value of the Fund's shares to decrease, perhaps significantly.

## FUND PERFORMANCE

The following bar chart and table provide an indication of the risks of investing in the Fund by showing changes in the Fund's performance from year to year and by showing how the Fund's average annual returns for certain time periods compare with the average annual returns of the Index and of a relevant broad-based securities index. The Fund's past performance (before and after taxes) is not necessarily an indication of how the Fund will perform in the future. Updated performance information is available by calling 1-866-787-2257 or visiting our website at <https://www.ssga.com/spdrs>.

**ANNUAL TOTAL RETURNS** (years ended 12/31)



Highest Quarterly Return: 24.81% (Q4, 2022)

Lowest Quarterly Return: -26.92% (Q1, 2020)

## AVERAGE ANNUAL TOTAL RETURNS

 (for periods ended 12/31/22)

The after-tax returns presented in the table below are calculated using highest historical individual federal marginal income tax rates and do not reflect the impact of state and local taxes. Your actual after-tax returns will depend on your specific tax situation and may differ from those shown below. After-tax returns are not relevant to investors who hold Fund Shares through tax-advantaged arrangements, such as 401(k) plans or individual retirement accounts. The returns after taxes can exceed the returns before taxes or the Index returns due to the application of foreign tax credits and/or an assumed tax benefit for a shareholder from realizing a capital loss on a sale of Fund Shares.

	One Year	Five Years	Ten Years
Return Before Taxes	-14.73%	1.71%	4.34%
Return After Taxes on Distributions	-15.38%	1.12%	3.62%
Return After Taxes on Distributions and Sale of Fund Shares	-8.32%	1.37%	3.37%
EURO STOXX 50 Index (reflects no deduction for fees, expenses or taxes other than withholding taxes on reinvested dividends)	-15.06%	1.61%	4.15%
MSCI ACWI ex USA Index (reflects no deduction for fees, expenses or taxes other than withholding taxes on reinvested dividends)	-16.00%	0.88%	3.80%

## PORTFOLIO MANAGEMENT

### INVESTMENT ADVISER

SSGA FM serves as the investment adviser to the Fund.

### PORTFOLIO MANAGERS

The professionals primarily responsible for the day-to-day management of the Fund are Michael Feehily, Karl Schneider and Mark Krivitsky.

Michael Feehily, CFA, is a Senior Managing Director of the Adviser and the Head of Global Equity Beta Solutions in the Americas. He worked at the Adviser from 1997 to 2006 and rejoined in 2010. Effective March 1, 2023, Mr. Feehily will no longer serve as a portfolio manager of the Fund.

Karl Schneider, CAIA, is a Managing Director of the Adviser and Deputy Head of Global Equity Beta Solutions in the Americas. He joined the Adviser in 1997.

Mark Krivitsky is a Vice President of the Adviser and a Senior Portfolio Manager in the Global Equity Beta Solutions Group and the Tax-Efficient Market Capture Group. He joined the Adviser in 1996.

## **PURCHASE AND SALE INFORMATION**

The Fund will issue (or redeem) Fund Shares to certain institutional investors (typically market makers or other broker-dealers) only in large blocks of Fund Shares known as "Creation Units." Creation Unit transactions are conducted in exchange for the deposit or delivery of a designated portfolio of in-kind securities and/or cash.

Individual Fund Shares may only be purchased and sold on the NYSE Arca, Inc., other national securities exchanges, electronic crossing networks and other alternative trading systems through your broker-dealer at market prices. Because Fund Shares trade at market prices rather than at net asset value ("NAV"), Fund Shares may trade at a price greater than NAV (premium) or less than NAV (discount). When buying or selling Fund Shares in the secondary market, you may incur costs attributable to the difference between the highest price a buyer is willing to pay to purchase Fund Shares (bid) and the lowest price a seller is willing to accept for Fund Shares (ask) (the "bid-ask spread"). Recent information regarding the Fund's NAV, market price, premiums and discounts, and bid-ask spreads is available at <https://www.ssga.com/spdrs>.

## **TAX INFORMATION**

The Fund's distributions are expected to be taxed as ordinary income, qualified dividend income and/or capital gains, unless you are investing through a tax-advantaged arrangement, such as a 401(k) plan or individual retirement account. Any withdrawals made from a tax-advantaged arrangement may be taxable to you.

## **PAYMENTS TO BROKER-DEALERS AND OTHER FINANCIAL INTERMEDIARIES**

If you purchase Fund Shares through a broker-dealer or other financial intermediary (such as a bank), the Adviser or its affiliates may pay the financial intermediary for certain activities related to the Fund, including educational training programs, conferences, the development of technology platforms and reporting systems, or other services related to the sale or promotion of the Fund. These payments may create a conflict of interest by influencing the broker-dealer or other intermediary and your salesperson to recommend the Fund over another investment. Ask your salesperson or visit your financial intermediary's website for more information.

# SPDR® MSCI ACWI Climate Paris Aligned ETF

(formerly, SPDR® MSCI ACWI Low Carbon Target ETF)

## INVESTMENT OBJECTIVE

The SPDR MSCI ACWI Climate Paris Aligned ETF (the “Fund”) seeks to provide investment results that, before fees and expenses, correspond generally to the total return performance of an index that provides exposure to large- and mid-cap companies in developed and emerging markets and is designed to exceed the minimum standards for a “Paris Aligned Benchmark” under the European Union’s Low Carbon Benchmark Regulation (the “EU BMR”) by, in the aggregate, seeking to minimize exposure to physical and transition risks of climate change and target exposure to companies more favorably positioned to benefit from opportunities arising from the transition to a lower carbon economy.

## FEES AND EXPENSES OF THE FUND

The table below describes the fees and expenses that you may pay if you buy, hold and sell shares of the Fund (“Fund Shares”). **You may pay other fees, such as brokerage commissions and other fees to financial intermediaries, which are not reflected in the table and Example below.**

**ANNUAL FUND OPERATING EXPENSES** (expenses that you pay each year as a percentage of the value of your investment):

Management fees <sup>1</sup>	0.12%
Distribution and service (12b-1) fees	None
Other expenses	0.00%
<b>Total annual Fund operating expenses<sup>1</sup></b>	<b>0.12%</b>

<sup>1</sup> The Fund’s “Management fees” and “Total annual Fund operating expenses” have been restated to reflect current fees.

## EXAMPLE:

This Example is intended to help you compare the cost of investing in the Fund with the cost of investing in other funds. The Example assumes that you invest \$10,000 in the Fund for the time periods indicated, and then sell or hold all of your Fund Shares at the end of those periods. The Example also assumes that your investment has a 5% return each year and that the Fund’s operating expenses remain the same. Although your actual costs may be higher or lower, based on these assumptions your costs would be:

Year 1	Year 3	Year 5	Year 10
\$12	\$39	\$68	\$154

## PORTFOLIO TURNOVER:

The Fund pays transaction costs, such as commissions, when it buys and sells securities (or “turns over” its portfolio). A higher portfolio turnover rate may indicate higher transaction costs and may result in higher taxes when Fund Shares are held in a taxable account. These costs, which are not reflected in Annual Fund Operating Expenses or in the Example, affect the Fund’s performance. During the most recent fiscal year, the Fund’s portfolio turnover rate was 32% of the average value of its portfolio.

## THE FUND’S PRINCIPAL INVESTMENT STRATEGY

In seeking to track the performance of the MSCI ACWI Climate Paris Aligned Index (the “Index”), the Fund employs a sampling strategy, which means that the Fund is not required to purchase all of the securities represented in the Index. Instead, the Fund may purchase a subset of the securities in the Index in an effort to hold a portfolio of securities with generally the same risk and return characteristics of the Index. The quantity of holdings in the Fund will be based on a number of factors, including asset size of the Fund. Based on its analysis of these factors, SSGA Funds Management, Inc. (“SSGA FM” or the “Adviser”), the investment adviser to the Fund, either may invest the Fund’s assets in a subset of securities in the Index or may invest the Fund’s assets in substantially all of the securities represented in the Index in approximately the same proportions as the Index, as determined by the Adviser to be in the best interest of the

Fund in pursuing its objective. The Fund is classified as “diversified” under the Investment Company Act of 1940, as amended; however, the Fund may become “non-diversified” solely as a result of tracking the Index (e.g., changes in weightings of one or more component securities). When the Fund is non-diversified, it may invest a relatively high percentage of its assets in a limited number of issuers.

Under normal market conditions, the Fund generally invests substantially all, but at least 80%, of its total assets in the securities comprising the Index and in depositary receipts (including American Depositary Receipts (“ADRs”) or Global Depositary Receipts (“GDRs”)) based on securities comprising the Index. In addition, in seeking to track the Index, the Fund may invest in equity securities that are not included in the Index (including common stock, preferred stock, depositary receipts and shares of other investment companies), cash and cash equivalents or money market instruments, such as repurchase agreements and money market funds (including money market funds advised by the Adviser). In seeking to track the Index, the Fund’s assets may be concentrated in an industry or group of industries, but only to the extent that the Index concentrates in a particular industry or group of industries. Futures contracts (a type of derivative instrument) may be used by the Fund in seeking performance that corresponds to the Index and in managing cash flows.

The Index is designed to exceed the minimum standards for a “Paris-Aligned Benchmark” under the EU BMR. A Paris-Aligned Benchmark is designed to align with a principal objective of the Paris Agreement (a binding international treaty agreement on climate change) to limit the increase in the global average temperature to well below 2 degrees Celsius (preferably 1.5 degrees Celsius) above pre-industrial levels. The initial universe from which the Index selects constituents is the MSCI ACWI Index (the “Parent Index”), which measures the combined equity market performance of large- and mid-capitalization securities in developed and emerging market countries.

To construct the universe of constituents eligible for inclusion in the Index (the “Eligible Universe”), the Parent Index is first screened to remove securities of issuers based on any of the following exclusionary criteria:

- All companies producing cluster bombs, landmines, depleted uranium, chemical or biological weapons, blinding laser weapons, non-detectable fragments or incendiary weapons; producing key components of cluster bombs, landmines, depleted uranium weapons, or chemical or biological weapons; owning 20% or more (50% for financial companies) of a weapons or components producer; or that are 50% or more owned by a company involved in weapons or components production.
- All companies assigned an MSCI ESG (environmental, social or governance) Controversy Score of 0.
- All companies that produce tobacco or derive 5% or more aggregate revenue from the production, distribution, retail and supply of tobacco-related products.
- All companies assigned an MSCI Environmental Controversy Score of 0 or 1.
- All companies deriving 1% or more revenue from mining of thermal coal and its sale to external parties (excluding all revenue from metallurgical coal, coal mined for internal power generation, intra-company sales of mined thermal coal, and coal trading).
- All companies deriving 10% or more revenue from oil and gas related activities, including distribution/retail, equipment and services, extraction and production, petrochemicals, pipelines and transportation and refining (excluding biofuel production and sales and trading activities).
- All companies deriving 50% or more revenue from thermal coal based, liquid fuel based and natural gas based power generation.

The Index Provider (defined below) incorporates data drawn from a number of sources for applying the exclusionary screens. An MSCI ESG Controversy Score provides an assessment of controversies concerning any negative environmental, social, and/or governance impact of a company’s operations, products, and services. To evaluate ESG controversies, the Index Provider monitors across five categories of ESG impact – environment, human rights and communities, labor rights and supply chain, customers and governance – and 28 sub-categories. MSCI ESG Controversy Scores fall on a 0-10 scale, with 0 representing a company assessed as having involvement in very severe controversies. An MSCI Environmental Controversy Score provides an assessment of controversies related to a company’s impact on the environment. Environmental controversies can relate to, among other things, toxic emissions and waste, operational waste (non-hazardous), energy and climate change, water stress, biodiversity and land use, and supply chain management. MSCI Environmental Controversy Scores fall on a 0-10 scale, with 0 and 1 representing a company having faced very severe and severe controversies pertaining to environmental issues, respectively.

The final portfolio of securities is constructed using an optimization process that seeks to select and weight securities from the Eligible Universe based on constraints designed to (i) minimize the Index's exposure to physical and transition risks of climate change ("transition and physical risk objectives") and (ii) target exposure to sustainable investment opportunities ("transition opportunities objectives"). In addition, the optimization process also incorporates target constraints to seek to minimize the risk of significant differences in constituent, country or sector weightings relative to the Parent Index, while aiming to control for constituent turnover and minimize tracking error relative to the Parent Index ("target diversification constraints").

The optimization process incorporates the following Index-level constraints to achieve transition and physical risk objectives:

- At least 50% reduction in the weighted average of index constituents' greenhouse gas ("GHG") Intensity relative to the Parent Index, taking into account Scope 1, 2 and 3 emissions. Scope 1 emissions are direct GHG emissions that occur from sources that are controlled or owned by an organization. Scope 2 emissions are indirect GHG emissions generated in the production of electricity consumed by the organization. Scope 3 emissions encompass all other indirect GHG emissions that are a consequence of the activities of the organization, but occur from sources not owned or controlled by the organization. GHG Intensity measures a company's Scope 1, 2 and 3 emissions relative to its enterprise value including cash.
- At least 10% average reduction (per year) in GHG Intensity relative to GHG Intensity of the Index as of June 1, 2020.
- Aggregate exposure to High Climate Impact Sectors that is not less than the aggregate exposure in the Parent Index. High Impact Climate Sectors are defined by EU BMR as those sectors that are key to the low-carbon transition.
- At least 20% increase in aggregate weight in companies setting GHG emissions reduction targets relative to the aggregate weight of such companies in the Parent Index.
- At least 50% reduction in the weighted average of index constituents' Potential Emissions Intensity relative to the Parent Index. Potential Emissions Intensity represents the sum of a company's estimated carbon emissions assuming the company uses its owned coal, oil and gas reserves relative to the company's enterprise value including cash.
- (i) Aggregate Climate Value-at-Risk ("VaR") not less than the aggregate Climate VaR of the Parent Index, to the extent the Parent Index has positive aggregate Climate VaR; or (ii) at least 50% reduction in aggregate Climate VaR relative to the Parent Index, to the extent the Parent Index has negative aggregate Climate VaR. Climate VaR is designed to provide a forward-looking assessment of the impacts of climate change on a company's valuation based on the global average temperature under a 1.5 degree Celsius warming scenario compared to pre-industrial levels.
- At least 10% increase in the weighted average of index constituents' Low Carbon Transition (LCT) Score relative to the Parent Index. The LCT Score seeks to identify a company's exposure to and management of risk and opportunities related to low carbon transition.
- At least 50% reduction in the weighted average of index constituents' Extreme Weather Climate VaR relative to the Parent Index. Extreme Weather Climate VaR is an assessment of a company's future costs arising from severe weather events and the potential impact of such costs on the company's future financial performance.

The optimization process incorporates the following Index-level constraints to achieve transition opportunities objectives:

- At least 10% increase in weighted average of index constituents' LCT Score relative to Parent Index.
- At least 400% increase in the ratio of Weighted Average Green Revenue/Weighted Average Fossil Fuel-based Revenue relative to the Parent Index. Weighted Average Green Revenue represents the weighted average of index constituents' percentage of revenue derived from alternative energy, energy efficiency, sustainable water, green building, pollution prevention, and sustainable agriculture. Weighted Average Fossil Fuel-based Revenue represents the weighted average of index constituents' percentage of revenue derived from the mining of thermal coal (excluding metallurgical coal, coal mined for internal power generation, intra-company sales of mined thermal coal and revenue from coal trading) or its sale to external parties, extraction, production and refining of conventional and unconventional oil and gas, and power generation based on thermal coal, liquid fuel, and natural gas.
- At least 100% increase in Weighted Average Green Revenue relative to the Parent Index.



The Index is rebalanced and reconstituted on a semi-annual basis, as of the close of the last business day of May and November. The optimization process described above is applied in connection with the semi-annual Index review. During the semi-annual Index review, in the event the Index-level constraints are not met through the optimization process, certain target diversification constraints of the Index will be relaxed until the Index-level constraints are achieved.

As of November 30, 2022, a significant portion of the Fund comprised companies in the technology and financial sectors, although this may change from time to time. As of November 30, 2022, countries represented in the Fund included Australia, Austria, Belgium, Brazil, Canada, Chile, China, Colombia, Czech Republic, Denmark, Egypt, Finland, France, Germany, Greece, Hong Kong, India, Indonesia, Ireland, Israel, Italy, Japan, Kuwait, Malaysia, Mexico, the Netherlands, New Zealand, Norway, Peru, the Philippines, Poland, Portugal, Qatar, Saudi Arabia, Singapore, South Africa, South Korea, Spain, Sweden, Switzerland, Taiwan, Thailand, Turkey, the United Arab Emirates, the United Kingdom and the United States. As of November 30, 2022, a significant portion of the Fund comprised companies located in the United States, although this may change from time to time. As of November 30, 2022, the Index comprised 912 securities.

The Index is sponsored by MSCI, Inc. (the "Index Provider"), which is not affiliated with the Fund or the Adviser. The Index Provider determines the composition of the Index, relative weightings of the securities in the Index and publishes information regarding the market value of the Index.

### **PRINCIPAL RISKS OF INVESTING IN THE FUND**

As with all investments, there are certain risks of investing in the Fund. Fund Shares will change in value, and you could lose money by investing in the Fund. An investment in the Fund is not insured or guaranteed by the Federal Deposit Insurance Corporation or any other government agency.

**Market Risk:** The Fund's investments are subject to changes in general economic conditions, general market fluctuations and the risks inherent in investment in securities markets. Investment markets can be volatile and prices of investments can change substantially due to various factors including, but not limited to, economic growth or recession, changes in interest rates, inflation, changes in the actual or perceived creditworthiness of issuers, and general market liquidity. The Fund is subject to the risk that geopolitical events will disrupt securities markets and adversely affect global economies and markets. Local, regional or global events such as war, military conflicts, acts of terrorism, natural disasters, the spread of infectious illness or other public health issues, or other events could have a significant impact on the Fund and its investments.

**Equity Investing Risk:** The market prices of equity securities owned by the Fund may go up or down, sometimes rapidly or unpredictably. The value of a security may decline for a number of reasons that may directly relate to the issuer and also may decline due to general industry or market conditions that are not specifically related to a particular company. In addition, equity markets tend to move in cycles, which may cause stock prices to fall over short or extended periods of time.

**Non-U.S. Securities Risk:** Non-U.S. securities (including depositary receipts) are subject to political, regulatory, and economic risks not present in domestic investments. There may be less information publicly available about a non-U.S. entity than about a U.S. entity, and many non-U.S. entities are not subject to accounting, auditing, legal and financial report standards comparable to those in the United States. Further, such entities and/or their securities may be subject to risks associated with currency controls; expropriation; changes in tax policy; greater market volatility; differing securities market structures; higher transaction costs; and various administrative difficulties, such as delays in clearing and settling portfolio transactions or in receiving payment of dividends. To the extent underlying securities held by the Fund trade on foreign exchanges that are closed when the exchange on which the Fund's shares trade is open, there may be deviations between the current price of an underlying security and the last quoted price for the underlying security on the closed foreign market. These deviations could result in the Fund experiencing premiums or discounts greater than those of ETFs that invest in domestic securities. Securities traded on foreign markets may be less liquid (harder to sell) than securities traded domestically. Foreign governments may impose restrictions on the repatriation of capital to the U.S. In addition, to the extent that the Fund buys securities denominated in a foreign currency, there are special risks such as changes in currency exchange rates and the risk that a foreign government could regulate foreign exchange transactions. In addition, to the extent investments are made in a limited number of countries, events in those countries will have a more significant impact on the Fund. Investments in depositary receipts may be less liquid and more volatile than the underlying shares in their primary trading market.



**ESG Investing Risk:** The Index's incorporation of ESG considerations in its methodology may cause the Fund to make different investments than funds that do not incorporate such considerations in their strategy or investment processes. Under certain economic conditions, this could cause the Fund's investment performance to be worse than funds that do not incorporate such considerations. The Index's incorporation of ESG considerations may affect the Fund's exposure to certain sectors and/or types of investments, and may adversely impact the Fund's performance depending on whether such sectors or investments are in or out of favor in the market. The Index methodology incorporates data and scores provided by third parties, which may be unavailable or limited for certain issuers and/or only take into account one or a few of many ESG related components of portfolio companies. In instances where data or scores are unavailable or limited, (i) the Index may include, and the Fund may therefore hold, securities of companies that otherwise would not be included or held if data or scores were available or more complete, or (ii) the Index, and therefore the Fund, may exclude securities of companies that otherwise would have been included or held if data or scores were available or more complete. In addition, ESG information and scores across third party data providers, indexes and other funds may differ and/or be incomparable. To the extent circumstances evolve in between reconstitutions, the Index may include, and the Fund may therefore hold for a period of time, securities of companies that do not align with the Fund's ESG-related objectives and/or criteria.

**Fluctuation of Net Asset Value, Share Premiums and Discounts Risk:** As with all exchange-traded funds, Fund Shares may be bought and sold in the secondary market at market prices. The trading prices of Fund Shares in the secondary market may differ from the Fund's daily net asset value per share and there may be times when the market price of the shares is more than the net asset value per share (premium) or less than the net asset value per share (discount). This risk is heightened in times of market volatility or periods of steep market declines.

**Currency Risk:** The value of the Fund's assets may be affected favorably or unfavorably by currency exchange rates, currency exchange control regulations, and delays, restrictions or prohibitions on the repatriation of foreign currencies. Foreign currency exchange rates may have significant volatility, and changes in the values of foreign currencies against the U.S. dollar may result in substantial declines in the values of the Fund's assets denominated in foreign currencies.

**Depository Receipts Risk:** Investments in depository receipts may be less liquid and more volatile than the underlying securities in their primary trading market. If a depository receipt is denominated in a different currency than its underlying securities, the Fund will be subject to the currency risk of both the investment in the depository receipt and the underlying security. Holders of depository receipts may have limited or no rights to take action with respect to the underlying securities or to compel the issuer of the receipts to take action. The prices of depository receipts may differ from the prices of securities upon which they are based. To the extent the Fund invests in depository receipts based on securities included in the Index, such differences in prices may increase index tracking risk.

**Emerging Markets Risk:** Risks of investing in emerging markets include, among others, greater political and economic instability, greater volatility in currency exchange rates, less developed securities markets, possible trade barriers, currency transfer restrictions, a more limited number of potential buyers and issuers, an emerging market country's dependence on revenue from particular commodities or international aid, less governmental supervision and regulation, unavailability of currency hedging techniques, differences in auditing and financial reporting standards, and less developed legal systems. There is also the potential for unfavorable action such as expropriation, nationalization, embargo, and acts of war. The securities of emerging market companies may trade less frequently and in smaller volumes than more widely held securities. Market disruptions or substantial market corrections may limit very significantly the liquidity of securities of certain companies in a particular country or geographic region, or of all companies in the country or region. The Fund may be unable to liquidate its positions in such securities at any time, or at a favorable price, in order to meet the Fund's obligations. These risks are generally greater for investments in frontier market countries, which typically have smaller economies or less developed capital markets than traditional emerging market countries.

**Financial Sector Risk:** Financial services companies are subject to extensive governmental regulation, which may limit both the amounts and types of loans and other financial commitments they can make, the interest rates and fees they can charge, the scope of their activities, the prices they can charge and the amount of capital they must maintain. Profitability is largely dependent on the availability and cost of capital funds and can fluctuate significantly when interest rates change or due to increased competition. In addition, deterioration of the credit markets generally may cause an adverse impact in a broad range of markets, including U.S. and international credit and interbank money markets generally, thereby affecting a wide range of financial institutions and markets. Certain events in the financial sector may cause an unusually high degree of volatility in the financial markets, both

domestic and foreign, and cause certain financial services companies to incur large losses. Securities of financial services companies may experience a dramatic decline in value when such companies experience substantial declines in the valuations of their assets, take action to raise capital (such as the issuance of debt or equity securities), or cease operations. Credit losses resulting from financial difficulties of borrowers and financial losses associated with investment activities can negatively impact the sector. Insurance companies may be subject to severe price competition. Adverse economic, business or political developments could adversely affect financial institutions engaged in mortgage finance or other lending or investing activities directly or indirectly connected to the value of real estate.

**Futures Contract Risk:** A futures contract is a standardized agreement that calls for the purchase or sale of a specific asset at a specific price at a specific future time, or cash settlement of the terms of the contract. Transactions in futures contracts can create investment leverage and may have significant volatility. It is possible that a futures contract transaction will result in a much greater loss than the principal amount invested, and the Fund may not be able to close out the futures contract at a favorable time or price. There is no assurance that a liquid secondary market on an exchange will exist for any particular futures contract. In the event no such market exists, it might not be possible to effect closing transactions, and the Fund will be unable to terminate its exposure to the futures contract. There is also a risk of imperfect correlation between movements in the prices of the futures contract and movements in the price of the underlying assets. The counterparty to a futures contract may be unable or unwilling to make timely settlement payments, return the Fund's margin, or otherwise honor its obligations.

**Geographic Focus Risk:** The performance of a fund that is less diversified across countries or geographic regions will be closely tied to market, currency, economic, political, environmental, or regulatory conditions and developments in the countries or regions in which the fund invests, and may be more volatile than the performance of a more geographically-diversified fund.

**Indexing Strategy/Index Tracking Risk:** The Fund is managed with an indexing investment strategy, attempting to track the performance of an unmanaged index of securities, regardless of the current or projected performance of the Index or of the actual securities comprising the Index. This differs from an actively-managed fund, which typically seeks to outperform a benchmark index. As a result, the Fund's performance may be less favorable than that of a portfolio managed using an active investment strategy. The structure and composition of the Index will affect the performance, volatility, and risk of the Index and, consequently, the performance, volatility, and risk of the Fund. Errors in index data, index computations or the construction of the Index in accordance with its methodology may occur from time to time and may not be identified and corrected by the Index Provider for a period of time or at all, which may have an adverse impact on the Fund and its shareholders. To the extent circumstances evolve in between reconstitutions, the Index may include, and the Fund may therefore hold for a period of time, securities of companies that do not align with the Index's objective and/or criteria. When there are changes made to the component securities of the Index and the Fund in turn makes similar changes to its portfolio, any transaction costs and market exposure arising from such portfolio changes will be borne directly by the Fund and its shareholders. The Fund may recognize gains as a result of rebalancing or reconstituting its securities holdings to reflect changes in the securities included in the Index. The Fund also may be required to distribute any such gains to its shareholders to avoid adverse federal income tax consequences. While the Adviser seeks to track the performance of the Index (*i.e.*, achieve a high degree of correlation with the Index), the Fund's return may not match the return of the Index. The Fund incurs a number of operating expenses not applicable to the Index, and incurs costs in buying and selling securities. In addition, the Fund may not be fully invested at times, generally as a result of cash flows into or out of the Fund or reserves of cash held by the Fund to meet redemptions. The Adviser may attempt to track the Index return by investing in fewer than all of the securities in the Index, or in some securities not included in the Index, potentially increasing the risk of divergence between the Fund's return and that of the Index.

**Large-Capitalization Securities Risk:** Returns on investments in securities of large companies could trail the returns on investments in securities of smaller and mid-sized companies. Larger companies may be unable to respond as quickly as smaller and mid-sized companies to competitive challenges or to changes in business, product, financial, or other market conditions. Larger companies may not be able to maintain growth at the high rates that may be achieved by well-managed smaller and mid-sized companies.

**Liquidity Risk:** Lack of a ready market, stressed market conditions, or restrictions on resale may limit the ability of the Fund to sell a security at an advantageous time or price or at all. Illiquid investments may trade at a discount from comparable, more liquid investments and may be subject to wide fluctuations in market value. If the liquidity of the Fund's holdings deteriorates, it may lead to differences between the market price of Fund Shares and the net asset value of Fund Shares, and could result in the Fund Shares being less liquid. Illiquidity of the Fund's

holdings may also limit the ability of the Fund to obtain cash to meet redemptions on a timely basis. In addition, the Fund, due to limitations on investments in any illiquid investments and/or the difficulty in purchasing and selling such investments, may be unable to achieve its desired level of exposure to a certain market or sector.

**Mid-Capitalization Securities Risk:** The securities of mid-capitalization companies may be more volatile and may involve more risk than the securities of larger companies. These companies may have limited product lines, markets or financial resources, may lack the competitive strength of larger companies, and may depend on a few key employees. In addition, these companies may have been recently organized and may have little or no track record of success. The securities of mid-sized companies may trade less frequently and in smaller volumes than more widely held securities. Some securities of mid-sized issuers may be illiquid or may be restricted as to resale, and their values may be volatile.

**Non-Diversification Risk:** To the extent the Fund becomes “non-diversified,” the Fund may hold a smaller number of portfolio securities than many other funds. To the extent the Fund invests in a relatively small number of issuers, a decline in the market value of a particular security held by the Fund may affect its value more than if it invested in a larger number of issuers. The value of Fund Shares may be more volatile than the values of shares of more diversified funds. The Fund may become non-diversified for periods of time solely as a result of tracking the Index (e.g., changes in weightings of one or more component securities).

**Technology Sector Risk:** Market or economic factors impacting technology companies and companies that rely heavily on technological advances could have a major effect on the value of the Fund’s investments. The value of stocks of technology companies and companies that rely heavily on technology is particularly vulnerable to rapid changes in technology product cycles, rapid product obsolescence, government regulation and competition, both domestically and internationally, including competition from foreign competitors with lower production costs. Stocks of technology companies and companies that rely heavily on technology, especially those of smaller, less-seasoned companies, tend to be more volatile than the overall market. Technology companies are heavily dependent on patent and intellectual property rights, the loss or impairment of which may adversely affect profitability. Additionally, companies in the technology sector may face dramatic and often unpredictable changes in growth rates and competition for the services of qualified personnel.

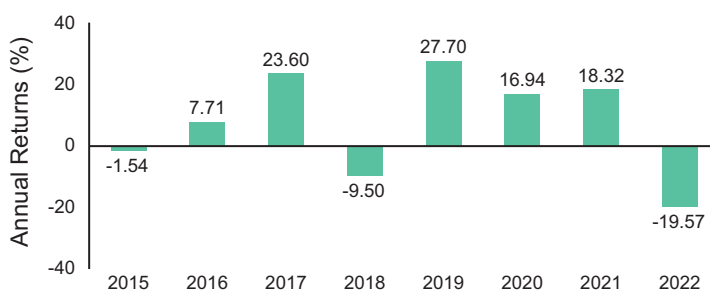
**Unconstrained Sector Risk:** The Fund may invest a substantial portion of its assets within one or more economic sectors or industries, which may change from time to time. Greater investment focus on one or more sectors or industries increases the potential for volatility and the risk that events negatively affecting such sectors or industries could reduce returns, potentially causing the value of the Fund’s shares to decrease, perhaps significantly.

**Valuation Risk:** Some portfolio holdings, potentially a large portion of the Fund’s investment portfolio, may be valued on the basis of factors other than market quotations. This may occur more often in times of market turmoil or reduced liquidity. There are multiple methods that can be used to value a portfolio holding when market quotations are not readily available. The value established for any portfolio holding at a point in time might differ from what would be produced using a different methodology or if it had been priced using market quotations. Portfolio holdings that are valued using techniques other than market quotations, including “fair valued” securities, may be subject to greater fluctuation in their valuations from one day to the next than if market quotations were used. In addition, there is no assurance that the Fund could sell or close out a portfolio position for the value established for it at any time, and it is possible that the Fund would incur a loss because a portfolio position is sold or closed out at a discount to the valuation established by the Fund at that time.

## FUND PERFORMANCE

The following bar chart and table provide an indication of the risks of investing in the Fund by showing changes in the Fund’s performance from year to year and by showing how the Fund’s average annual returns for certain time periods compare with the average annual returns of the Index and of a relevant broad-based securities index. The Fund’s past performance (before and after taxes) is not necessarily an indication of how the Fund will perform in the future. Updated performance information is available by calling 1-866-787-2257 or visiting our website at <https://www.ssga.com/spdrs>.

**ANNUAL TOTAL RETURNS** (years ended 12/31)



Highest Quarterly Return: 19.19% (Q2, 2020)  
 Lowest Quarterly Return: -21.04% (Q1, 2020)

**AVERAGE ANNUAL TOTAL RETURNS** (for periods ended 12/31/22)

The after-tax returns presented in the table below are calculated using highest historical individual federal marginal income tax rates and do not reflect the impact of state and local taxes. Your actual after-tax returns will depend on your specific tax situation and may differ from those shown below. After-tax returns are not relevant to investors who hold Fund Shares through tax-advantaged arrangements, such as 401(k) plans or individual retirement accounts. The returns after taxes can exceed the returns before taxes or the Index returns due to the application of foreign tax credits and/or an assumed tax benefit for a shareholder from realizing a capital loss on a sale of Fund Shares. Effective April 22, 2022 (the “Benchmark Index Change Date”), the Fund’s benchmark index changed from the MSCI ACWI Low Carbon Target Index (the “Previous Benchmark Index”) to the MSCI ACWI Climate Paris Aligned Index, consistent with a change in the Fund’s principal investment strategy to track the performance of the current index. Performance of the Fund prior to the Benchmark Index Change Date is therefore based on the Fund’s investment strategy to track the Previous Benchmark Index and may have been different had the Fund tracked the current index.

	One Year	Five Years	Since Inception (11/25/14)
Return Before Taxes	-19.57%	5.16%	6.39%
Return After Taxes on Distributions	-19.95%	4.62%	5.82%
Return After Taxes on Distributions and Sale of Fund Shares	-11.39%	3.94%	4.97%
MSCI ACWI Climate Paris Aligned Index/MSCI ACWI Low Carbon Target Index <sup>1</sup> (reflects no deduction for fees, expenses or taxes other than withholding taxes on reinvested dividends)	-19.73%	5.04%	6.22%
MSCI ACWI ex USA Index (reflects no deduction for fees, expenses or taxes other than withholding taxes on reinvested dividends)	-16.00%	0.88%	2.87%

<sup>1</sup> Returns shown are reflective of the Index for periods beginning on the Benchmark Index Change Date and the Previous Benchmark Index for periods prior to the Benchmark Index Change Date.

**PORTFOLIO MANAGEMENT****INVESTMENT ADVISER**

SSGA FM serves as the investment adviser to the Fund.

**PORTFOLIO MANAGERS**

The professionals primarily responsible for the day-to-day management of the Fund are Michael Feehily, Karl Schneider and Thomas Coleman.

Michael Feehily, CFA, is a Senior Managing Director of the Adviser and the Head of Global Equity Beta Solutions in the Americas. He worked at the Adviser from 1997 to 2006 and rejoined in 2010. Effective March 1, 2023, Mr. Feehily will no longer serve as a portfolio manager of the Fund.

Karl Schneider, CAIA, is a Managing Director of the Adviser and Deputy Head of Global Equity Beta Solutions in the Americas. He joined the Adviser in 1997.

Thomas Coleman, CFA, is a Vice President of the Adviser and a Senior Portfolio Manager in the Global Equity Beta Solutions Group. He joined the Adviser in 1998.

**PURCHASE AND SALE INFORMATION**

The Fund will issue (or redeem) Fund Shares to certain institutional investors (typically market makers or other broker-dealers) only in large blocks of Fund Shares known as “Creation Units.” Creation Unit transactions are conducted in exchange for the deposit or delivery of a designated portfolio of in-kind securities and/or cash.

Individual Fund Shares may only be purchased and sold on The Nasdaq Stock Market LLC (the “Exchange”), other national securities exchanges, electronic crossing networks and other alternative trading systems through your broker-dealer at market prices. Because Fund Shares trade at market prices rather than at net asset value (“NAV”), Fund Shares may trade at a price greater than NAV (premium) or less than NAV (discount). When buying or selling Fund Shares in the secondary market, you may incur costs attributable to the difference between the highest price a buyer is willing to pay to purchase Fund Shares (bid) and the lowest price a seller is willing to accept for Fund Shares (ask) (the “bid-ask spread”). Recent information regarding the Fund’s NAV, market price, premiums and discounts, and bid-ask spreads is available at <https://www.ssga.com/spdrs>.

**TAX INFORMATION**

The Fund's distributions are expected to be taxed as ordinary income, qualified dividend income and/or capital gains, unless you are investing through a tax-advantaged arrangement, such as a 401(k) plan or individual retirement account. Any withdrawals made from a tax-advantaged arrangement may be taxable to you.

**PAYMENTS TO BROKER-DEALERS AND OTHER FINANCIAL INTERMEDIARIES**

If you purchase Fund Shares through a broker-dealer or other financial intermediary (such as a bank), the Adviser or its affiliates may pay the financial intermediary for certain activities related to the Fund, including educational training programs, conferences, the development of technology platforms and reporting systems, or other services related to the sale or promotion of the Fund. These payments may create a conflict of interest by influencing the broker-dealer or other intermediary and your salesperson to recommend the Fund over another investment. Ask your salesperson or visit your financial intermediary's website for more information.



# SPDR® MSCI ACWI ex-US ETF

## INVESTMENT OBJECTIVE

The SPDR MSCI ACWI ex-US ETF (the “Fund”) seeks to provide investment results that, before fees and expenses, correspond generally to the total return performance of an index based upon broad based world (ex-US) equity markets.

## FEES AND EXPENSES OF THE FUND

The table below describes the fees and expenses that you may pay if you buy, hold and sell shares of the Fund (“Fund Shares”). **You may pay other fees, such as brokerage commissions and other fees to financial intermediaries, which are not reflected in the table and Example below.**

**ANNUAL FUND OPERATING EXPENSES** (expenses that you pay each year as a percentage of the value of your investment):

Management fees	0.30%
Distribution and service (12b-1) fees	None
Other expenses	0.00%
<b>Total annual Fund operating expenses</b>	<b>0.30%</b>

## EXAMPLE:

This Example is intended to help you compare the cost of investing in the Fund with the cost of investing in other funds. The Example assumes that you invest \$10,000 in the Fund for the time periods indicated, and then sell or hold all of your Fund Shares at the end of those periods. The Example also assumes that your investment has a 5% return each year and that the Fund’s operating expenses remain the same. Although your actual costs may be higher or lower, based on these assumptions your costs would be:

Year 1	Year 3	Year 5	Year 10
\$31	\$97	\$169	\$381

## PORTFOLIO TURNOVER:

The Fund pays transaction costs, such as commissions, when it buys and sells securities (or “turns over” its portfolio). A higher portfolio turnover rate may indicate higher transaction costs and may result in higher taxes when Fund Shares are held in a taxable account. These costs, which are not reflected in Annual Fund Operating Expenses or in the Example, affect the Fund’s performance. During the most recent fiscal year, the Fund’s portfolio turnover rate was 2% of the average value of its portfolio.

## THE FUND’S PRINCIPAL INVESTMENT STRATEGY

In seeking to track the performance of the MSCI All Country World Index ex USA Index (the “MSCI ACWI ex USA Index” or the “Index”), the Fund employs a sampling strategy, which means that the Fund is not required to purchase all of the securities represented in the Index. Instead, the Fund may purchase a subset of the securities in the Index in an effort to hold a portfolio of securities with generally the same risk and return characteristics of the Index. The quantity of holdings in the Fund will be based on a number of factors, including asset size of the Fund. Based on its analysis of these factors, SSGA Funds Management, Inc. (“SSGA FM” or the “Adviser”), the investment adviser to the Fund, either may invest the Fund’s assets in a subset of securities in the Index or may invest the Fund’s assets in substantially all of the securities represented in the Index in approximately the same proportions as the Index, as determined by the Adviser to be in the best interest of the Fund in pursuing its objective. The Fund is classified as “diversified” under the Investment Company Act of 1940, as amended; however, the Fund may become “non-diversified” solely as a result of tracking the Index (e.g., changes in weightings of one or more component securities). When the Fund is non-diversified, it may invest a relatively high percentage of its assets in a limited number of issuers.

Under normal market conditions, the Fund generally invests substantially all, but at least 80%, of its total assets in the securities comprising the Index and in depositary receipts (including American Depositary Receipts (“ADRs”) or Global Depositary Receipts (“GDRs”)) based on securities comprising the Index. In addition, in seeking to track the Index, the Fund may invest in equity securities that are not included in the Index (including common stock, preferred stock, depositary receipts and shares of other investment companies), cash and cash equivalents or money market

instruments, such as repurchase agreements and money market funds (including money market funds advised by the Adviser). In seeking to track the Index, the Fund's assets may be concentrated in an industry or group of industries, but only to the extent that the Index concentrates in a particular industry or group of industries. Futures contracts (a type of derivative instrument) may be used by the Fund in seeking performance that corresponds to the Index and in managing cash flows.

The Index is a free float-adjusted market capitalization index that is designed to measure the combined equity market performance of large- and mid-cap securities in developed and emerging market countries excluding the United States. A company's free float-adjusted market capitalization is calculated by multiplying the number of shares readily available in the market by the price of such shares. The Index's composition is reviewed quarterly. All listed equity securities and listed securities that exhibit characteristics of equity securities, except mutual funds, ETFs, equity derivatives, limited partnerships and most investment trusts, are eligible for inclusion. As of November 30, 2022, a significant portion of the Fund comprised companies in the financial sector, although this may change from time to time. As of November 30, 2022, countries represented in the Fund included Argentina, Australia, Austria, Belgium, Brazil, Canada, Chile, China, Colombia, Czech Republic, Denmark, Egypt, Finland, France, Germany, Greece, Hong Kong, Hungary, India, Indonesia, Ireland, Israel, Italy, Japan, Kuwait, Malaysia, Mexico, the Netherlands, New Zealand, Norway, Pakistan, Peru, Philippines, Poland, Portugal, Qatar, Saudi Arabia, Singapore, South Africa, South Korea, Spain, Sweden, Switzerland, Taiwan, Thailand, Turkey, the United Arab Emirates and the United Kingdom. As of November 30, 2022, a significant portion of the Fund comprised companies located in Europe, although this may change from time to time. As of November 30, 2022, the Index comprised 2,271 securities.

The Index is sponsored by MSCI, Inc. (the "Index Provider"), which is not affiliated with the Fund or the Adviser. The Index Provider determines the composition of the Index, relative weightings of the securities in the Index and publishes information regarding the market value of the Index.

#### **PRINCIPAL RISKS OF INVESTING IN THE FUND**

As with all investments, there are certain risks of investing in the Fund. Fund Shares will change in value, and you could lose money by investing in the Fund. An investment in the Fund is not insured or guaranteed by the Federal Deposit Insurance Corporation or any other government agency.

**Market Risk:** The Fund's investments are subject to changes in general economic conditions, general market fluctuations and the risks inherent in investment in securities markets. Investment markets can be volatile and prices of investments can change substantially due to various factors including, but not limited to, economic growth or recession, changes in interest rates, inflation, changes in the actual or perceived creditworthiness of issuers, and general market liquidity. The Fund is subject to the risk that geopolitical events will disrupt securities markets and adversely affect global economies and markets. Local, regional or global events such as war, military conflicts, acts of terrorism, natural disasters, the spread of infectious illness or other public health issues, or other events could have a significant impact on the Fund and its investments.

**Equity Investing Risk:** The market prices of equity securities owned by the Fund may go up or down, sometimes rapidly or unpredictably. The value of a security may decline for a number of reasons that may directly relate to the issuer and also may decline due to general industry or market conditions that are not specifically related to a particular company. In addition, equity markets tend to move in cycles, which may cause stock prices to fall over short or extended periods of time.

**Non-U.S. Securities Risk:** Non-U.S. securities (including depositary receipts) are subject to political, regulatory, and economic risks not present in domestic investments. There may be less information publicly available about a non-U.S. entity than about a U.S. entity, and many non-U.S. entities are not subject to accounting, auditing, legal and financial report standards comparable to those in the United States. Further, such entities and/or their securities may be subject to risks associated with currency controls; expropriation; changes in tax policy; greater market volatility; differing securities market structures; higher transaction costs; and various administrative difficulties, such as delays in clearing and settling portfolio transactions or in receiving payment of dividends. To the extent underlying securities held by the Fund trade on foreign exchanges that are closed when the exchange on which the Fund's shares trade is open, there may be deviations between the current price of an underlying security and the last quoted price for the underlying security on the closed foreign market. These deviations could result in the Fund experiencing premiums or discounts greater than those of ETFs that invest in domestic securities. Securities traded on foreign markets may be less liquid (harder to sell) than securities traded domestically. Foreign governments may impose restrictions on the repatriation of capital to the U.S. In addition, to the extent that the Fund buys securities denominated in a foreign currency, there are special risks such as changes in currency exchange rates and the risk that a foreign government could regulate foreign exchange transactions. In addition, to the extent investments are made in a limited number of countries, events in those

countries will have a more significant impact on the Fund. Investments in depositary receipts may be less liquid and more volatile than the underlying shares in their primary trading market.

**Fluctuation of Net Asset Value, Share Premiums and Discounts Risk:** As with all exchange-traded funds, Fund Shares may be bought and sold in the secondary market at market prices. The trading prices of Fund Shares in the secondary market may differ from the Fund's daily net asset value per share and there may be times when the market price of the shares is more than the net asset value per share (premium) or less than the net asset value per share (discount). This risk is heightened in times of market volatility or periods of steep market declines.

**Currency Risk:** The value of the Fund's assets may be affected favorably or unfavorably by currency exchange rates, currency exchange control regulations, and delays, restrictions or prohibitions on the repatriation of foreign currencies. Foreign currency exchange rates may have significant volatility, and changes in the values of foreign currencies against the U.S. dollar may result in substantial declines in the values of the Fund's assets denominated in foreign currencies.

**Depositary Receipts Risk:** Investments in depositary receipts may be less liquid and more volatile than the underlying securities in their primary trading market. If a depositary receipt is denominated in a different currency than its underlying securities, the Fund will be subject to the currency risk of both the investment in the depositary receipt and the underlying security. Holders of depositary receipts may have limited or no rights to take action with respect to the underlying securities or to compel the issuer of the receipts to take action. The prices of depositary receipts may differ from the prices of securities upon which they are based. To the extent the Fund invests in depositary receipts based on securities included in the Index, such differences in prices may increase index tracking risk.

**Emerging Markets Risk:** Risks of investing in emerging markets include, among others, greater political and economic instability, greater volatility in currency exchange rates, less developed securities markets, possible trade barriers, currency transfer restrictions, a more limited number of potential buyers and issuers, an emerging market country's dependence on revenue from particular commodities or international aid, less governmental supervision and regulation, unavailability of currency hedging techniques, differences in auditing and financial reporting standards, and less developed legal systems. There is also the potential for unfavorable action such as expropriation, nationalization, embargo, and acts of war. The securities of emerging market companies may trade less frequently and in smaller volumes than more widely held securities. Market disruptions or substantial market corrections may limit very significantly the liquidity of securities of certain companies in a particular country or geographic region, or of all companies in the country or region. The Fund may be unable to liquidate its positions in such securities at any time, or at a favorable price, in order to meet the Fund's obligations. These risks are generally greater for investments in frontier market countries, which typically have smaller economies or less developed capital markets than traditional emerging market countries.

**Financial Sector Risk:** Financial services companies are subject to extensive governmental regulation, which may limit both the amounts and types of loans and other financial commitments they can make, the interest rates and fees they can charge, the scope of their activities, the prices they can charge and the amount of capital they must maintain. Profitability is largely dependent on the availability and cost of capital funds and can fluctuate significantly when interest rates change or due to increased competition. In addition, deterioration of the credit markets generally may cause an adverse impact in a broad range of markets, including U.S. and international credit and interbank money markets generally, thereby affecting a wide range of financial institutions and markets. Certain events in the financial sector may cause an unusually high degree of volatility in the financial markets, both domestic and foreign, and cause certain financial services companies to incur large losses. Securities of financial services companies may experience a dramatic decline in value when such companies experience substantial declines in the valuations of their assets, take action to raise capital (such as the issuance of debt or equity securities), or cease operations. Credit losses resulting from financial difficulties of borrowers and financial losses associated with investment activities can negatively impact the sector. Insurance companies may be subject to severe price competition. Adverse economic, business or political developments could adversely affect financial institutions engaged in mortgage finance or other lending or investing activities directly or indirectly connected to the value of real estate.

**Futures Contract Risk:** A futures contract is a standardized agreement that calls for the purchase or sale of a specific asset at a specific price at a specific future time, or cash settlement of the terms of the contract. Transactions in futures contracts can create investment leverage and may have significant volatility. It is possible that a futures contract transaction will result in a much greater loss than the principal amount invested, and the Fund may not be able to close out the futures contract at a favorable time or price. There is no assurance that a

liquid secondary market on an exchange will exist for any particular futures contract. In the event no such market exists, it might not be possible to effect closing transactions, and the Fund will be unable to terminate its exposure to the futures contract. There is also a risk of imperfect correlation between movements in the prices of the futures contract and movements in the price of the underlying assets. The counterparty to a futures contract may be unable or unwilling to make timely settlement payments, return the Fund's margin, or otherwise honor its obligations.

**Geographic Focus Risk:** The performance of a fund that is less diversified across countries or geographic regions will be closely tied to market, currency, economic, political, environmental, or regulatory conditions and developments in the countries or regions in which the fund invests, and may be more volatile than the performance of a more geographically-diversified fund.

**Europe:** Developed and emerging market countries in Europe will be significantly affected by the fiscal and monetary controls of the Economic and Monetary Union of the European Union ("EU"). Changes in regulations on trade, decreasing imports or exports, changes in the exchange rate of the euro and recessions among European countries may have a significant adverse effect on the economies of other European countries. In addition, one or more countries may abandon the euro and/or withdraw from the EU. For example, on January 31, 2020, the United Kingdom formally withdrew from the EU (commonly referred to as "Brexit") and, after a transition period, left the EU single market and customs union under the terms of a new trade agreement on December 31, 2020. The agreement governs the new relationship between the United Kingdom and EU with respect to trading goods and services, but critical aspects of the relationship remain unresolved and subject to further negotiation and agreement. The full scope and nature of the consequences of the exit are not at this time known and are unlikely to be known for a significant period of time. It is also unknown whether the United Kingdom's exit will increase the likelihood of other countries also departing the EU. Any exits from the EU, or the possibility of such exits, may have a significant impact on the United Kingdom, Europe, and global economies, which may result in increased volatility and illiquidity, new legal and regulatory uncertainties and potentially lower economic growth for such economies that could potentially have an adverse effect on the value of the Fund's investments. In addition, a number of countries in Europe have suffered terrorist attacks and additional attacks may occur in the future. Such attacks may cause uncertainty in financial markets and may adversely affect the performance of the issuers to which the Fund has exposure.

**Indexing Strategy/Index Tracking Risk:** The Fund is managed with an indexing investment strategy, attempting to track the performance of an unmanaged index of securities, regardless of the current or projected performance of the Index or of the actual securities comprising the Index. This differs from an actively-managed fund, which typically seeks to outperform a benchmark index. As a result, the Fund's performance may be less favorable than that of a portfolio managed using an active investment strategy. The structure and composition of the Index will affect the performance, volatility, and risk of the Index and, consequently, the performance, volatility, and risk of the Fund. Errors in index data, index computations or the construction of the Index in accordance with its methodology may occur from time to time and may not be identified and corrected by the Index Provider for a period of time or at all, which may have an adverse impact on the Fund and its shareholders. To the extent circumstances evolve in between reconstitutions, the Index may include, and the Fund may therefore hold for a period of time, securities of companies that do not align with the Index's objective and/or criteria. When there are changes made to the component securities of the Index and the Fund in turn makes similar changes to its portfolio, any transaction costs and market exposure arising from such portfolio changes will be borne directly by the Fund and its shareholders. The Fund may recognize gains as a result of rebalancing or reconstituting its securities holdings to reflect changes in the securities included in the Index. The Fund also may be required to distribute any such gains to its shareholders to avoid adverse federal income tax consequences. While the Adviser seeks to track the performance of the Index (*i.e.*, achieve a high degree of correlation with the Index), the Fund's return may not match the return of the Index. The Fund incurs a number of operating expenses not applicable to the Index, and incurs costs in buying and selling securities. In addition, the Fund may not be fully invested at times, generally as a result of cash flows into or out of the Fund or reserves of cash held by the Fund to meet redemptions. The Adviser may attempt to track the Index return by investing in fewer than all of the securities in the Index, or in some securities not included in the Index, potentially increasing the risk of divergence between the Fund's return and that of the Index.

**Large-Capitalization Securities Risk:** Returns on investments in securities of large companies could trail the returns on investments in securities of smaller and mid-sized companies. Larger companies may be unable to respond as quickly as smaller and mid-sized companies to competitive challenges or to changes in business, product, financial, or other market conditions. Larger companies may not be able to maintain growth at the high rates that may be achieved by well-managed smaller and mid-sized companies.



**Liquidity Risk:** Lack of a ready market, stressed market conditions, or restrictions on resale may limit the ability of the Fund to sell a security at an advantageous time or price or at all. Illiquid investments may trade at a discount from comparable, more liquid investments and may be subject to wide fluctuations in market value. If the liquidity of the Fund's holdings deteriorates, it may lead to differences between the market price of Fund Shares and the net asset value of Fund Shares, and could result in the Fund Shares being less liquid. Illiquidity of the Fund's holdings may also limit the ability of the Fund to obtain cash to meet redemptions on a timely basis. In addition, the Fund, due to limitations on investments in any illiquid investments and/or the difficulty in purchasing and selling such investments, may be unable to achieve its desired level of exposure to a certain market or sector.

**Mid-Capitalization Securities Risk:** The securities of mid-capitalization companies may be more volatile and may involve more risk than the securities of larger companies. These companies may have limited product lines, markets or financial resources, may lack the competitive strength of larger companies, and may depend on a few key employees. In addition, these companies may have been recently organized and may have little or no track record of success. The securities of mid-sized companies may trade less frequently and in smaller volumes than more widely held securities. Some securities of mid-sized issuers may be illiquid or may be restricted as to resale, and their values may be volatile.

**Non-Diversification Risk:** To the extent the Fund becomes "non-diversified," the Fund may hold a smaller number of portfolio securities than many other funds. To the extent the Fund invests in a relatively small number of issuers, a decline in the market value of a particular security held by the Fund may affect its value more than if it invested in a larger number of issuers. The value of Fund Shares may be more volatile than the values of shares of more diversified funds. The Fund may become non-diversified for periods of time solely as a result of tracking the Index (e.g., changes in weightings of one or more component securities).

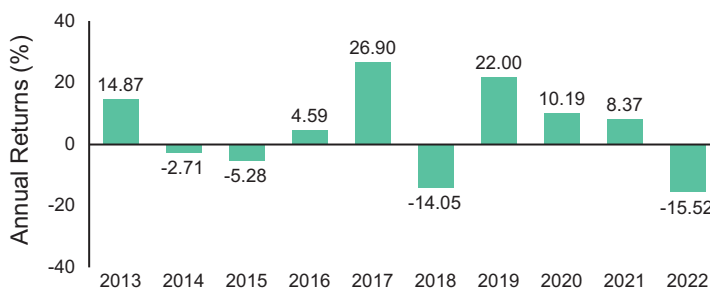
**Unconstrained Sector Risk:** The Fund may invest a substantial portion of its assets within one or more economic sectors or industries, which may change from time to time. Greater investment focus on one or more sectors or industries increases the potential for volatility and the risk that events negatively affecting such sectors or industries could reduce returns, potentially causing the value of the Fund's shares to decrease, perhaps significantly.

**Valuation Risk:** Some portfolio holdings, potentially a large portion of the Fund's investment portfolio, may be valued on the basis of factors other than market quotations. This may occur more often in times of market turmoil or reduced liquidity. There are multiple methods that can be used to value a portfolio holding when market quotations are not readily available. The value established for any portfolio holding at a point in time might differ from what would be produced using a different methodology or if it had been priced using market quotations. Portfolio holdings that are valued using techniques other than market quotations, including "fair valued" securities, may be subject to greater fluctuation in their valuations from one day to the next than if market quotations were used. In addition, there is no assurance that the Fund could sell or close out a portfolio position for the value established for it at any time, and it is possible that the Fund would incur a loss because a portfolio position is sold or closed out at a discount to the valuation established by the Fund at that time.

## FUND PERFORMANCE

The following bar chart and table provide an indication of the risks of investing in the Fund by showing changes in the Fund's performance from year to year and by showing how the Fund's average annual returns for certain time periods compare with the average annual returns of the Index and of a relevant broad-based securities index. The Fund's past performance (before and after taxes) is not necessarily an indication of how the Fund will perform in the future. Updated performance information is available by calling 1-866-787-2257 or visiting our website at <https://www.ssga.com/spdrs>.

**ANNUAL TOTAL RETURNS** (years ended 12/31)



Highest Quarterly Return: 16.97% (Q4, 2020)

Lowest Quarterly Return: -23.04% (Q1, 2020)

## AVERAGE ANNUAL TOTAL RETURNS (for periods ended 12/31/22)

The after-tax returns presented in the table below are calculated using highest historical individual federal marginal income tax rates and do not reflect the impact of state and local taxes. Your actual after-tax returns will depend on your specific tax situation and may differ from those shown below. After-tax returns are not relevant to investors who



hold Fund Shares through tax-advantaged arrangements, such as 401(k) plans or individual retirement accounts. The returns after taxes can exceed the returns before taxes or the Index returns due to the application of foreign tax credits and/or an assumed tax benefit for a shareholder from realizing a capital loss on a sale of Fund Shares.

	One Year	Five Years	Ten Years
Return Before Taxes	-15.52%	1.13%	4.04%
Return After Taxes on Distributions	-16.06%	0.52%	3.39%
Return After Taxes on Distributions and Sale of Fund Shares	-8.67%	0.91%	3.15%
MSCI ACWI ex USA Index (reflects no deduction for fees, expenses or taxes other than withholding taxes on reinvested dividends)	-16.00%	0.88%	3.80%
MSCI ACWI IMI Index (reflects no deduction for fees, expenses or taxes other than withholding taxes on reinvested dividends)	-18.40%	4.96%	7.94%

## PORTFOLIO MANAGEMENT

### INVESTMENT ADVISER

SSGA FM serves as the investment adviser to the Fund.

### PORTFOLIO MANAGERS

The professionals primarily responsible for the day-to-day management of the Fund are Michael Feehily, Karl Schneider and Michael Finocchi.

Michael Feehily, CFA, is a Senior Managing Director of the Adviser and the Head of Global Equity Beta Solutions in the Americas. He worked at the Adviser from 1997 to 2006 and rejoined in 2010. Effective March 1, 2023, Mr. Feehily will no longer serve as a portfolio manager of the Fund.

Karl Schneider, CAIA, is a Managing Director of the Adviser and Deputy Head of Global Equity Beta Solutions in the Americas. He joined the Adviser in 1997.

Michael Finocchi is a Principal of the Adviser and a Portfolio Manager in the Global Equity Beta Solutions Group. He joined the Adviser in 2005.

## PURCHASE AND SALE INFORMATION

The Fund will issue (or redeem) Fund Shares to certain institutional investors (typically market makers or other broker-dealers) only in large blocks of Fund Shares known as "Creation Units." Creation Unit transactions are conducted in exchange for the deposit or delivery of a designated portfolio of in-kind securities and/or cash.

Individual Fund Shares may only be purchased and sold on the NYSE Arca, Inc., other national securities exchanges, electronic crossing networks and other alternative trading systems through your broker-dealer at market prices. Because Fund Shares trade at market prices rather than at net asset value ("NAV"), Fund Shares may trade at a price greater than NAV (premium) or less than NAV (discount). When buying or selling Fund Shares in the secondary market, you may incur costs attributable to the difference between the highest price a buyer is willing to pay to purchase Fund Shares (bid) and the lowest price a seller is willing to accept for Fund Shares (ask) (the "bid-ask spread"). Recent information regarding the Fund's NAV, market price, premiums and discounts, and bid-ask spreads is available at <https://www.ssga.com/spdrs>.

## TAX INFORMATION

The Fund's distributions are expected to be taxed as ordinary income, qualified dividend income and/or capital gains, unless you are investing through a tax-advantaged arrangement, such as a 401(k) plan or individual retirement account. Any withdrawals made from a tax-advantaged arrangement may be taxable to you.

## PAYMENTS TO BROKER-DEALERS AND OTHER FINANCIAL INTERMEDIARIES

If you purchase Fund Shares through a broker-dealer or other financial intermediary (such as a bank), the Adviser or its affiliates may pay the financial intermediary for certain activities related to the Fund, including educational training programs, conferences, the development of technology platforms and reporting systems, or other services related to the sale or promotion of the Fund. These payments may create a conflict of interest by influencing the broker-dealer or other intermediary and your salesperson to recommend the Fund over another investment. Ask your salesperson or visit your financial intermediary's website for more information.

# SPDR® MSCI EAFE Fossil Fuel Reserves Free ETF

## INVESTMENT OBJECTIVE

The SPDR MSCI EAFE Fossil Fuel Reserves Free ETF (the “Fund”) seeks to provide investment results that, before fees and expenses, correspond generally to the total return performance of the MSCI EAFE ex Fossil Fuels Index.

## FEES AND EXPENSES OF THE FUND

The table below describes the fees and expenses that you may pay if you buy, hold and sell shares of the Fund (“Fund Shares”). **You may pay other fees, such as brokerage commissions and other fees to financial intermediaries, which are not reflected in the table and Example below.**

**ANNUAL FUND OPERATING EXPENSES** (expenses that you pay each year as a percentage of the value of your investment):

Management fees	0.20%
Distribution and service (12b-1) fees	None
Other expenses	0.00%
<b>Total annual Fund operating expenses</b>	<b>0.20%</b>

## EXAMPLE:

This Example is intended to help you compare the cost of investing in the Fund with the cost of investing in other funds. The Example assumes that you invest \$10,000 in the Fund for the time periods indicated, and then sell or hold all of your Fund Shares at the end of those periods. The Example also assumes that your investment has a 5% return each year and that the Fund’s operating expenses remain the same. Although your actual costs may be higher or lower, based on these assumptions your costs would be:

Year 1	Year 3	Year 5	Year 10
\$20	\$64	\$113	\$255

## PORTFOLIO TURNOVER:

The Fund pays transaction costs, such as commissions, when it buys and sells securities (or “turns over” its portfolio). A higher portfolio turnover rate may indicate higher transaction costs and may result in higher taxes when Fund Shares are held in a taxable account. These costs, which are not reflected in Annual Fund Operating Expenses or in the Example, affect the Fund’s performance. During the most recent fiscal year, the Fund’s portfolio turnover rate was 8% of the average value of its portfolio.

## THE FUND’S PRINCIPAL INVESTMENT STRATEGY

In seeking to track the performance of the MSCI EAFE ex Fossil Fuels Index (the “Index”), the Fund employs a sampling strategy, which means that the Fund is not required to purchase all of the securities represented in the Index. Instead, the Fund may purchase a subset of the securities in the Index in an effort to hold a portfolio of securities with generally the same risk and return characteristics of the Index. The quantity of holdings in the Fund will be based on a number of factors, including asset size of the Fund. Based on its analysis of these factors, SSGA Funds Management, Inc. (“SSGA FM” or the “Adviser”), the investment adviser to the Fund, either may invest the Fund’s assets in a subset of securities in the Index or may invest the Fund’s assets in substantially all of the securities represented in the Index in approximately the same proportions as the Index, as determined by the Adviser to be in the best interest of the Fund in pursuing its objective. The Fund is classified as “diversified” under the Investment Company Act of 1940, as amended; however, the Fund may become “non-diversified” solely as a result of tracking the Index (e.g., changes in weightings of one or more component securities). When the Fund is non-diversified, it may invest a relatively high percentage of its assets in a limited number of issuers.

Under normal market conditions, the Fund generally invests substantially all, but at least 80%, of its total assets in the securities comprising the Index and in depositary receipts (including American Depositary Receipts (“ADRs”) or Global Depositary Receipts (“GDRs”)) based on securities comprising the Index. In addition, in seeking to track the Index, the Fund may invest in equity securities that are not included in the Index (including common stock, preferred stock, depositary receipts and shares of other investment companies), cash and cash equivalents or money market

instruments, such as repurchase agreements and money market funds (including money market funds advised by the Adviser). In seeking to track the Index, the Fund's assets may be concentrated in an industry or group of industries, but only to the extent that the Index concentrates in a particular industry or group of industries. Futures contracts (a type of derivative instrument) may be used by the Fund in seeking performance that corresponds to the Index and in managing cash flows.

The Index is designed to measure the performance of companies in the MSCI EAFE Index that are "fossil fuel reserves free," as determined by the screening methodology used by the Index. For purposes of the composition of the Index, fossil fuel reserves are defined as proved and probable coal, oil and/or natural gas reserves used for energy purposes, but do not include metallurgical or coking coal, which is primarily used in connection with steel production. The Index is a subset of the MSCI EAFE Index (the "Parent Index"), which serves as the initial universe of eligible securities for the Index. The Parent Index captures large and mid-capitalization representation across developed market Europe, Australasia, and Far East countries, excluding the United States and Canada. In constructing the Index, the initial universe is screened to exclude companies in the Energy Sector, Utilities Sector or Diversified Metals & Mining Sub-Industry, as classified by the Global Industry Classification Standard ("GICS"), that own fossil fuel reserves. All other companies classified by GICS that own fossil fuel reserves and derive revenue from business segments associated with energy application of fossil fuels are also excluded from the Index. Examples of business segments associated with energy application of fossil fuels include thermal coal mining, oil and gas exploration and production and downstream activities. The resulting fossil fuel reserves free companies are included in the Index. For purposes of determining which companies are excluded from the Index, the Index Provider (defined below) consults information disclosed by companies in sources including company publications, other public records, and third party data providers. The Index's screening methodology may result in inclusion of certain companies that own fossil fuel reserves, but that do not derive revenue from business segments associated with energy application of fossil fuels. As a result, in seeking to track the Index, the Fund may hold securities of companies that own fossil fuel reserves; however, under normal circumstances, the Fund will invest at least 80% of its net assets, plus the amount of borrowings for investment purposes, in securities of companies that do not own fossil fuel reserves.

The Index is weighted by free float-adjusted market capitalization. A company's free float-adjusted market capitalization is calculated by multiplying the number of shares readily available in the market by the price of such shares. The Index is reconstituted quarterly as of the close of the last business day of February, May, August and November. New additions to the Parent Index are reviewed for inclusion in the Index each quarter, provided they have been added to the Parent Index by the rebalancing date. Any constituent deleted from the Parent Index is also deleted from the Index. As of November 30, 2022, a significant portion of the Fund comprised companies in the financial and industrial sectors, although this may change from time to time. As of November 30, 2022, countries represented in the Fund included Australia, Austria, Belgium, Denmark, Finland, France, Germany, Hong Kong, Ireland, Israel, Italy, Japan, the Netherlands, New Zealand, Norway, Portugal, Singapore, Spain, Sweden, Switzerland and the United Kingdom. As of November 30, 2022, a significant portion of the Fund comprised companies located in Japan and Europe, although this may change from time to time. As of November 30, 2022, the Index comprised 758 securities.

The Index is sponsored by MSCI, Inc. (the "Index Provider"), which is not affiliated with the Fund or the Adviser. The Index Provider determines the composition of the Index, relative weightings of the securities in the Index and publishes information regarding the market value of the Index.

#### **PRINCIPAL RISKS OF INVESTING IN THE FUND**

As with all investments, there are certain risks of investing in the Fund. Fund Shares will change in value, and you could lose money by investing in the Fund. An investment in the Fund is not insured or guaranteed by the Federal Deposit Insurance Corporation or any other government agency.

**Market Risk:** The Fund's investments are subject to changes in general economic conditions, general market fluctuations and the risks inherent in investment in securities markets. Investment markets can be volatile and prices of investments can change substantially due to various factors including, but not limited to, economic growth or recession, changes in interest rates, inflation, changes in the actual or perceived creditworthiness of issuers, and general market liquidity. The Fund is subject to the risk that geopolitical events will disrupt securities markets and adversely affect global economies and markets. Local, regional or global events such as war, military conflicts, acts of terrorism, natural disasters, the spread of infectious illness or other public health issues, or other events could have a significant impact on the Fund and its investments.

**Equity Investing Risk:** The market prices of equity securities owned by the Fund may go up or down, sometimes rapidly or unpredictably. The value of a security may decline for a number of reasons that may directly relate to the issuer and also may decline due to general industry or market conditions that are not specifically related to a particular company. In addition, equity markets tend to move in cycles, which may cause stock prices to fall over short or extended periods of time.

**Non-U.S. Securities Risk:** Non-U.S. securities (including depositary receipts) are subject to political, regulatory, and economic risks not present in domestic investments. There may be less information publicly available about a non-U.S. entity than about a U.S. entity, and many non-U.S. entities are not subject to accounting, auditing, legal and financial report standards comparable to those in the United States. Further, such entities and/or their securities may be subject to risks associated with currency controls; expropriation; changes in tax policy; greater market volatility; differing securities market structures; higher transaction costs; and various administrative difficulties, such as delays in clearing and settling portfolio transactions or in receiving payment of dividends. To the extent underlying securities held by the Fund trade on foreign exchanges that are closed when the exchange on which the Fund's shares trade is open, there may be deviations between the current price of an underlying security and the last quoted price for the underlying security on the closed foreign market. These deviations could result in the Fund experiencing premiums or discounts greater than those of ETFs that invest in domestic securities. Securities traded on foreign markets may be less liquid (harder to sell) than securities traded domestically. Foreign governments may impose restrictions on the repatriation of capital to the U.S. In addition, to the extent that the Fund buys securities denominated in a foreign currency, there are special risks such as changes in currency exchange rates and the risk that a foreign government could regulate foreign exchange transactions. In addition, to the extent investments are made in a limited number of countries, events in those countries will have a more significant impact on the Fund. Investments in depositary receipts may be less liquid and more volatile than the underlying shares in their primary trading market.

**Fossil Fuel Reserves Free Ownership Risk:** The returns on a portfolio of securities that seeks to exclude companies that own fossil fuel reserves may trail the returns on a portfolio of securities that includes such companies. Investing in a portfolio of securities of companies that do not own fossil fuel reserves may affect the Fund's exposure to certain types of investments and may impact the Fund's relative investment performance depending on whether such investments are in or out of favor in the market.

**Fluctuation of Net Asset Value, Share Premiums and Discounts Risk:** As with all exchange-traded funds, Fund Shares may be bought and sold in the secondary market at market prices. The trading prices of Fund Shares in the secondary market may differ from the Fund's daily net asset value per share and there may be times when the market price of the shares is more than the net asset value per share (premium) or less than the net asset value per share (discount). This risk is heightened in times of market volatility or periods of steep market declines.

**Currency Risk:** The value of the Fund's assets may be affected favorably or unfavorably by currency exchange rates, currency exchange control regulations, and delays, restrictions or prohibitions on the repatriation of foreign currencies. Foreign currency exchange rates may have significant volatility, and changes in the values of foreign currencies against the U.S. dollar may result in substantial declines in the values of the Fund's assets denominated in foreign currencies.

**Depositary Receipts Risk:** Investments in depositary receipts may be less liquid and more volatile than the underlying securities in their primary trading market. If a depositary receipt is denominated in a different currency than its underlying securities, the Fund will be subject to the currency risk of both the investment in the depositary receipt and the underlying security. Holders of depositary receipts may have limited or no rights to take action with respect to the underlying securities or to compel the issuer of the receipts to take action. The prices of depositary receipts may differ from the prices of securities upon which they are based. To the extent the Fund invests in depositary receipts based on securities included in the Index, such differences in prices may increase index tracking risk.

**Financial Sector Risk:** Financial services companies are subject to extensive governmental regulation, which may limit both the amounts and types of loans and other financial commitments they can make, the interest rates and fees they can charge, the scope of their activities, the prices they can charge and the amount of capital they must maintain. Profitability is largely dependent on the availability and cost of capital funds and can fluctuate significantly when interest rates change or due to increased competition. In addition, deterioration of the credit markets generally may cause an adverse impact in a broad range of markets, including U.S. and international credit and interbank money markets generally, thereby affecting a wide range of financial institutions and markets. Certain events in the financial sector may cause an unusually high degree of volatility in the financial markets, both

domestic and foreign, and cause certain financial services companies to incur large losses. Securities of financial services companies may experience a dramatic decline in value when such companies experience substantial declines in the valuations of their assets, take action to raise capital (such as the issuance of debt or equity securities), or cease operations. Credit losses resulting from financial difficulties of borrowers and financial losses associated with investment activities can negatively impact the sector. Insurance companies may be subject to severe price competition. Adverse economic, business or political developments could adversely affect financial institutions engaged in mortgage finance or other lending or investing activities directly or indirectly connected to the value of real estate.

**Futures Contract Risk:** A futures contract is a standardized agreement that calls for the purchase or sale of a specific asset at a specific price at a specific future time, or cash settlement of the terms of the contract. Transactions in futures contracts can create investment leverage and may have significant volatility. It is possible that a futures contract transaction will result in a much greater loss than the principal amount invested, and the Fund may not be able to close out the futures contract at a favorable time or price. There is no assurance that a liquid secondary market on an exchange will exist for any particular futures contract. In the event no such market exists, it might not be possible to effect closing transactions, and the Fund will be unable to terminate its exposure to the futures contract. There is also a risk of imperfect correlation between movements in the prices of the futures contract and movements in the price of the underlying assets. The counterparty to a futures contract may be unable or unwilling to make timely settlement payments, return the Fund's margin, or otherwise honor its obligations.

**Geographic Focus Risk:** The performance of a fund that is less diversified across countries or geographic regions will be closely tied to market, currency, economic, political, environmental, or regulatory conditions and developments in the countries or regions in which the fund invests, and may be more volatile than the performance of a more geographically-diversified fund.

**Europe:** Developed and emerging market countries in Europe will be significantly affected by the fiscal and monetary controls of the Economic and Monetary Union of the European Union ("EU"). Changes in regulations on trade, decreasing imports or exports, changes in the exchange rate of the euro and recessions among European countries may have a significant adverse effect on the economies of other European countries. In addition, one or more countries may abandon the euro and/or withdraw from the EU. For example, on January 31, 2020, the United Kingdom formally withdrew from the EU (commonly referred to as "Brexit") and, after a transition period, left the EU single market and customs union under the terms of a new trade agreement on December 31, 2020. The agreement governs the new relationship between the United Kingdom and EU with respect to trading goods and services, but critical aspects of the relationship remain unresolved and subject to further negotiation and agreement. The full scope and nature of the consequences of the exit are not at this time known and are unlikely to be known for a significant period of time. It is also unknown whether the United Kingdom's exit will increase the likelihood of other countries also departing the EU. Any exits from the EU, or the possibility of such exits, may have a significant impact on the United Kingdom, Europe, and global economies, which may result in increased volatility and illiquidity, new legal and regulatory uncertainties and potentially lower economic growth for such economies that could potentially have an adverse effect on the value of the Fund's investments. In addition, a number of countries in Europe have suffered terrorist attacks and additional attacks may occur in the future. Such attacks may cause uncertainty in financial markets and may adversely affect the performance of the issuers to which the Fund has exposure.

**Japan:** The growth of Japan's economy has historically lagged that of its Asian neighbors and other major developed economies. The Japanese economy is heavily dependent on international trade and has been adversely affected by trade tariffs, other protectionist measures, competition from emerging economies and the economic conditions of its trading partners. China has become an important trading partner with Japan, yet the countries' political relationship has become strained. Should political tension increase, it could adversely affect the economy, especially the export sector, and destabilize the region as a whole. Japan also remains heavily dependent on oil imports, and higher commodity prices could therefore have a negative impact on the economy. The Japanese yen has fluctuated widely at times and any increase in its value may cause a decline in exports that could weaken the Japanese economy. Japan has, in the past, intervened in the currency markets to attempt to maintain or reduce the value of the yen. Japanese intervention in the currency markets could cause the value of the yen to fluctuate sharply and unpredictably and could cause losses to investors. Japan has an aging workforce and has experienced a significant population decline in recent years. Japan's labor market appears to be undergoing fundamental structural changes, as a labor market traditionally



accustomed to lifetime employment adjusts to meet the need for increased labor mobility, which may adversely affect Japan's economic competitiveness. Natural disasters, such as earthquakes, volcanoes, typhoons or tsunamis, could occur in Japan or surrounding areas and could negatively affect the Japanese economy and, in turn, the Fund.

**Indexing Strategy/Index Tracking Risk:** The Fund is managed with an indexing investment strategy, attempting to track the performance of an unmanaged index of securities, regardless of the current or projected performance of the Index or of the actual securities comprising the Index. This differs from an actively-managed fund, which typically seeks to outperform a benchmark index. As a result, the Fund's performance may be less favorable than that of a portfolio managed using an active investment strategy. The structure and composition of the Index will affect the performance, volatility, and risk of the Index and, consequently, the performance, volatility, and risk of the Fund. Errors in index data, index computations or the construction of the Index in accordance with its methodology may occur from time to time and may not be identified and corrected by the Index Provider for a period of time or at all, which may have an adverse impact on the Fund and its shareholders. To the extent circumstances evolve in between reconstitutions, the Index may include, and the Fund may therefore hold for a period of time, securities of companies that do not align with the Index's objective and/or criteria. When there are changes made to the component securities of the Index and the Fund in turn makes similar changes to its portfolio, any transaction costs and market exposure arising from such portfolio changes will be borne directly by the Fund and its shareholders. The Fund may recognize gains as a result of rebalancing or reconstituting its securities holdings to reflect changes in the securities included in the Index. The Fund also may be required to distribute any such gains to its shareholders to avoid adverse federal income tax consequences. While the Adviser seeks to track the performance of the Index (*i.e.*, achieve a high degree of correlation with the Index), the Fund's return may not match the return of the Index. The Fund incurs a number of operating expenses not applicable to the Index, and incurs costs in buying and selling securities. In addition, the Fund may not be fully invested at times, generally as a result of cash flows into or out of the Fund or reserves of cash held by the Fund to meet redemptions. The Adviser may attempt to track the Index return by investing in fewer than all of the securities in the Index, or in some securities not included in the Index, potentially increasing the risk of divergence between the Fund's return and that of the Index.

**Industrial Sector Risk:** Industrial companies are affected by supply and demand both for their specific product or service and for industrial sector products in general. Government regulation, world events, exchange rates and economic conditions, technological developments and liabilities for environmental damage and general civil liabilities will likewise affect the performance of these companies. Aerospace and defense companies, a component of the industrial sector, can be significantly affected by government spending policies because companies involved in this industry rely, to a significant extent, on U.S. and foreign government demand for their products and services. Thus, the financial condition of, and investor interest in, aerospace and defense companies are heavily influenced by governmental defense spending policies which are typically under pressure from efforts to control the U.S. (and other) government budgets. Transportation securities, a component of the industrial sector, are cyclical and have occasional sharp price movements which may result from changes in the economy, fuel prices, labor agreements and insurance costs.

**Large-Capitalization Securities Risk:** Returns on investments in securities of large companies could trail the returns on investments in securities of smaller and mid-sized companies. Larger companies may be unable to respond as quickly as smaller and mid-sized companies to competitive challenges or to changes in business, product, financial, or other market conditions. Larger companies may not be able to maintain growth at the high rates that may be achieved by well-managed smaller and mid-sized companies.

**Mid-Capitalization Securities Risk:** The securities of mid-capitalization companies may be more volatile and may involve more risk than the securities of larger companies. These companies may have limited product lines, markets or financial resources, may lack the competitive strength of larger companies, and may depend on a few key employees. In addition, these companies may have been recently organized and may have little or no track record of success. The securities of mid-sized companies may trade less frequently and in smaller volumes than more widely held securities. Some securities of mid-sized issuers may be illiquid or may be restricted as to resale, and their values may be volatile.

**Non-Diversification Risk:** To the extent the Fund becomes "non-diversified," the Fund may hold a smaller number of portfolio securities than many other funds. To the extent the Fund invests in a relatively small number of issuers, a decline in the market value of a particular security held by the Fund may affect its value more than if it invested in a larger number of issuers. The value of Fund Shares may be more volatile than the values of shares of more diversified funds. The Fund may become non-diversified for periods of time solely as a result of tracking the Index (*e.g.*, changes in weightings of one or more component securities).

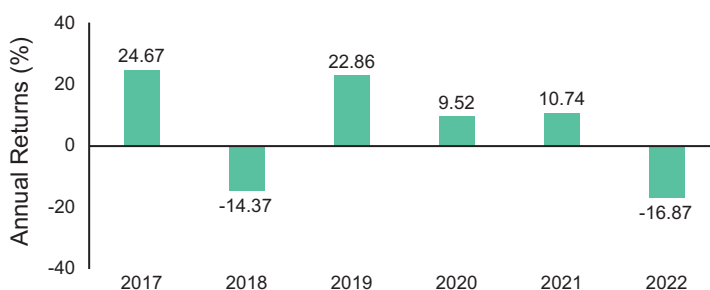
**Unconstrained Sector Risk:** The Fund may invest a substantial portion of its assets within one or more economic sectors or industries, which may change from time to time. Greater investment focus on one or more sectors or industries increases the potential for volatility and the risk that events negatively affecting such sectors or industries could reduce returns, potentially causing the value of the Fund's shares to decrease, perhaps significantly.

**Valuation Risk:** Some portfolio holdings, potentially a large portion of the Fund's investment portfolio, may be valued on the basis of factors other than market quotations. This may occur more often in times of market turmoil or reduced liquidity. There are multiple methods that can be used to value a portfolio holding when market quotations are not readily available. The value established for any portfolio holding at a point in time might differ from what would be produced using a different methodology or if it had been priced using market quotations. Portfolio holdings that are valued using techniques other than market quotations, including "fair valued" securities, may be subject to greater fluctuation in their valuations from one day to the next than if market quotations were used. In addition, there is no assurance that the Fund could sell or close out a portfolio position for the value established for it at any time, and it is possible that the Fund would incur a loss because a portfolio position is sold or closed out at a discount to the valuation established by the Fund at that time.

## FUND PERFORMANCE

The following bar chart and table provide an indication of the risks of investing in the Fund by showing changes in the Fund's performance from year to year and by showing how the Fund's average annual returns for certain time periods compare with the average annual returns of the Index and of a relevant broad-based securities index. The Fund's past performance (before and after taxes) is not necessarily an indication of how the Fund will perform in the future. Updated performance information is available by calling 1-866-787-2257 or visiting our website at <https://www.ssga.com/spdrs>.

### ANNUAL TOTAL RETURNS (years ended 12/31)



Highest Quarterly Return: 16.81% (Q4, 2022)

Lowest Quarterly Return: -22.06% (Q1, 2020)

### AVERAGE ANNUAL TOTAL RETURNS (for periods ended 12/31/22)

The after-tax returns presented in the table below are calculated using highest historical individual federal marginal income tax rates and do not reflect the impact of state and local taxes. Your actual after-tax returns will depend on your specific tax situation and may differ from those shown below. After-tax returns are not relevant to investors who hold Fund Shares through tax-advantaged arrangements, such as 401(k) plans or individual retirement accounts. The returns after taxes can exceed the returns before taxes or the Index returns due to the application of foreign tax credits and/or an assumed tax benefit for a shareholder from realizing a capital loss on a sale of Fund Shares.

	One Year	Five Years	Since Inception 10/24/16
Return Before Taxes	-16.87%	1.18%	4.71%
Return After Taxes on Distributions	-17.34%	0.60%	4.09%
Return After Taxes on Distributions and Sale of Fund Shares	-9.53%	0.93%	3.69%
MSCI EAFE ex Fossil Fuels Index (reflects no deduction for fees, expenses or taxes other than withholding taxes on reinvested dividends)	-16.94%	1.19%	4.70%
MSCI ACWI ex USA Index (reflects no deduction for fees, expenses or taxes other than withholding taxes on reinvested dividends)	-16.00%	0.88%	4.62%

## PORTFOLIO MANAGEMENT

### INVESTMENT ADVISER

SSGA FM serves as the investment adviser to the Fund.

### PORTFOLIO MANAGERS

The professionals primarily responsible for the day-to-day management of the Fund are Michael Feehily, Karl Schneider and John Law.

Michael Feehily, CFA, is a Senior Managing Director of the Adviser and the Head of Global Equity Beta Solutions in the Americas. He worked at the Adviser from 1997 to 2006 and rejoined in 2010. Effective March 1, 2023, Mr. Feehily will no longer serve as a portfolio manager of the Fund.

Karl Schneider, CAIA, is a Managing Director of the Adviser and Deputy Head of Global Equity Beta Solutions in the Americas. He joined the Adviser in 1997.

John Law, CFA, is a Vice President of the Adviser and a Senior Portfolio Manager in the Global Equity Beta Solutions Group. He joined the Adviser in 2016.

### **PURCHASE AND SALE INFORMATION**

The Fund will issue (or redeem) Fund Shares to certain institutional investors (typically market makers or other broker-dealers) only in large blocks of Fund Shares known as "Creation Units." Creation Unit transactions are conducted in exchange for the deposit or delivery of a designated portfolio of in-kind securities and/or cash.

Individual Fund Shares may only be purchased and sold on the NYSE Arca, Inc., other national securities exchanges, electronic crossing networks and other alternative trading systems through your broker-dealer at market prices. Because Fund Shares trade at market prices rather than at net asset value ("NAV"), Fund Shares may trade at a price greater than NAV (premium) or less than NAV (discount). When buying or selling Fund Shares in the secondary market, you may incur costs attributable to the difference between the highest price a buyer is willing to pay to purchase Fund Shares (bid) and the lowest price a seller is willing to accept for Fund Shares (ask) (the "bid-ask spread"). Recent information regarding the Fund's NAV, market price, premiums and discounts, and bid-ask spreads is available at <https://www.ssga.com/spdrs>.

### **TAX INFORMATION**

The Fund's distributions are expected to be taxed as ordinary income, qualified dividend income and/or capital gains, unless you are investing through a tax-advantaged arrangement, such as a 401(k) plan or individual retirement account. Any withdrawals made from a tax-advantaged arrangement may be taxable to you.

### **PAYMENTS TO BROKER-DEALERS AND OTHER FINANCIAL INTERMEDIARIES**

If you purchase Fund Shares through a broker-dealer or other financial intermediary (such as a bank), the Adviser or its affiliates may pay the financial intermediary for certain activities related to the Fund, including educational training programs, conferences, the development of technology platforms and reporting systems, or other services related to the sale or promotion of the Fund. These payments may create a conflict of interest by influencing the broker-dealer or other intermediary and your salesperson to recommend the Fund over another investment. Ask your salesperson or visit your financial intermediary's website for more information.

# SPDR® MSCI EAFE StrategicFactors<sup>SM</sup> ETF

## INVESTMENT OBJECTIVE

The SPDR MSCI EAFE StrategicFactors<sup>SM</sup> ETF (the “Fund”) seeks to provide investment results that, before fees and expenses, correspond generally to the total return performance of an index based upon the European, Australasian, and Far Eastern developed equity markets.

## FEES AND EXPENSES OF THE FUND

The table below describes the fees and expenses that you may pay if you buy, hold and sell shares of the Fund (“Fund Shares”). **You may pay other fees, such as brokerage commissions and other fees to financial intermediaries, which are not reflected in the table and Example below.**

**ANNUAL FUND OPERATING EXPENSES** (expenses that you pay each year as a percentage of the value of your investment):

Management fees	0.30%
Distribution and service (12b-1) fees	None
Other expenses	0.00%
<b>Total annual Fund operating expenses</b>	<b>0.30%</b>

## EXAMPLE:

This Example is intended to help you compare the cost of investing in the Fund with the cost of investing in other funds. The Example assumes that you invest \$10,000 in the Fund for the time periods indicated, and then sell or hold all of your Fund Shares at the end of those periods. The Example also assumes that your investment has a 5% return each year and that the Fund’s operating expenses remain the same. Although your actual costs may be higher or lower, based on these assumptions your costs would be:

Year 1	Year 3	Year 5	Year 10
\$31	\$97	\$169	\$381

## PORTFOLIO TURNOVER:

The Fund pays transaction costs, such as commissions, when it buys and sells securities (or “turns over” its portfolio). A higher portfolio turnover rate may indicate higher transaction costs and may result in higher taxes when Fund Shares are held in a taxable account. These costs, which are not reflected in Annual Fund Operating Expenses or in the Example, affect the Fund’s performance. During the most recent fiscal year, the Fund’s portfolio turnover rate was 14% of the average value of its portfolio.

## THE FUND’S PRINCIPAL INVESTMENT STRATEGY

In seeking to track the performance of the MSCI EAFE Factor Mix A-Series Index (the “Index”), the Fund employs a sampling strategy, which means that the Fund is not required to purchase all of the securities represented in the Index. Instead, the Fund may purchase a subset of the securities in the Index in an effort to hold a portfolio of securities with generally the same risk and return characteristics of the Index. The quantity of holdings in the Fund will be based on a number of factors, including asset size of the Fund. Based on its analysis of these factors, SSGA Funds Management, Inc. (“SSGA FM” or the “Adviser”), the investment adviser to the Fund, either may invest the Fund’s assets in a subset of securities in the Index or may invest the Fund’s assets in substantially all of the securities represented in the Index in approximately the same proportions as the Index, as determined by the Adviser to be in the best interest of the Fund in pursuing its objective. The Fund is classified as “diversified” under the Investment Company Act of 1940, as amended; however, the Fund may become “non-diversified” solely as a result of tracking the Index (e.g., changes in weightings of one or more component securities). When the Fund is non-diversified, it may invest a relatively high percentage of its assets in a limited number of issuers.

Under normal market conditions, the Fund generally invests substantially all, but at least 80%, of its total assets in the securities comprising the Index and in depositary receipts (including American Depositary Receipts (“ADRs”) or Global Depositary Receipts (“GDRs”)) based on securities comprising the Index. In addition, in seeking to track the Index, the Fund may invest in equity securities that are not included in the Index (including common stock, preferred stock, depositary receipts and shares of other investment companies), cash and cash equivalents or money market

instruments, such as repurchase agreements and money market funds (including money market funds advised by the Adviser). In seeking to track the Index, the Fund's assets may be concentrated in an industry or group of industries, but only to the extent that the Index concentrates in a particular industry or group of industries. Futures contracts (a type of derivative instrument) may be used by the Fund in seeking performance that corresponds to the Index and in managing cash flows.

The Index captures large- and mid-cap representation across 21 developed market Europe, Australasia, and Far East ("EAFE") countries and aims to represent the performance of value, low volatility, and quality factor strategies. The Index is an equal weighted combination of the following three MSCI Factor Indices in a single composite index: the MSCI EAFE Value Weighted Index, the MSCI EAFE Minimum Volatility Index, and the MSCI EAFE Quality Index (each, a "Component Index"). The MSCI EAFE Value Weighted Index includes large- and mid-cap stocks across developed markets countries, excluding the U.S. and Canada, weighted to emphasize stocks with lower valuations. The MSCI EAFE Minimum Volatility Index aims to reflect the performance characteristics of a minimum variance strategy applied to the large- and mid-cap equity universe across developed markets countries, excluding the U.S. and Canada, weighted for exposure to the lowest absolute risk within a given set of restraints. The MSCI EAFE Quality Index includes large- and mid-cap stocks across developed markets countries, excluding the U.S. and Canada, weighted to emphasize companies with historically high return on equity, stable year-over-year earnings per share growth, and low financial leverage. Each Component Index is attributed equal weight (1/3) at each rebalancing. All constituents of each Component Index are included in the Index. The weight of each security in the Index is determined based on 1) the security's weight in each underlying Component Index; and 2) the weight of each underlying Component Index in the Index. The Index is rebalanced semi-annually, usually as of the close of the last business day of May and November, coinciding with the semi-annual index reviews of each Component Index. As of November 30, 2022, a significant portion of the Fund comprised companies in the health care sector, although this may change from time to time. As of November 30, 2022, countries represented in the Fund included Australia, Austria, Belgium, Denmark, Finland, France, Germany, Hong Kong, Ireland, Israel, Italy, Japan, the Netherlands, New Zealand, Norway, Portugal, Singapore, Spain, Sweden, Switzerland, and the United Kingdom. As of November 30, 2022, a significant portion of the Fund comprised companies located in Europe and Japan, although this may change from time to time. As of November 30, 2022, the Index comprised 796 securities.

The Index is sponsored by MSCI, Inc. (the "Index Provider"), which is not affiliated with the Fund or the Adviser. The Index Provider determines the composition of the Index, relative weightings of the securities in the Index and publishes information regarding the market value of the Index.

## **PRINCIPAL RISKS OF INVESTING IN THE FUND**

As with all investments, there are certain risks of investing in the Fund. Fund Shares will change in value, and you could lose money by investing in the Fund. An investment in the Fund is not insured or guaranteed by the Federal Deposit Insurance Corporation or any other government agency.

**Market Risk:** The Fund's investments are subject to changes in general economic conditions, general market fluctuations and the risks inherent in investment in securities markets. Investment markets can be volatile and prices of investments can change substantially due to various factors including, but not limited to, economic growth or recession, changes in interest rates, inflation, changes in the actual or perceived creditworthiness of issuers, and general market liquidity. The Fund is subject to the risk that geopolitical events will disrupt securities markets and adversely affect global economies and markets. Local, regional or global events such as war, military conflicts, acts of terrorism, natural disasters, the spread of infectious illness or other public health issues, or other events could have a significant impact on the Fund and its investments.

**Equity Investing Risk:** The market prices of equity securities owned by the Fund may go up or down, sometimes rapidly or unpredictably. The value of a security may decline for a number of reasons that may directly relate to the issuer and also may decline due to general industry or market conditions that are not specifically related to a particular company. In addition, equity markets tend to move in cycles, which may cause stock prices to fall over short or extended periods of time.

**Non-U.S. Securities Risk:** Non-U.S. securities (including depositary receipts) are subject to political, regulatory, and economic risks not present in domestic investments. There may be less information publicly available about a non-U.S. entity than about a U.S. entity, and many non-U.S. entities are not subject to accounting, auditing, legal and financial report standards comparable to those in the United States. Further, such entities and/or their securities may be subject to risks associated with currency controls; expropriation; changes in tax policy; greater market volatility; differing securities market structures; higher transaction costs; and various administrative difficulties, such as delays in clearing and settling portfolio transactions or in receiving payment of dividends. To the extent underlying securities held by the Fund trade on foreign exchanges that are closed when the exchange



on which the Fund's shares trade is open, there may be deviations between the current price of an underlying security and the last quoted price for the underlying security on the closed foreign market. These deviations could result in the Fund experiencing premiums or discounts greater than those of ETFs that invest in domestic securities. Securities traded on foreign markets may be less liquid (harder to sell) than securities traded domestically. Foreign governments may impose restrictions on the repatriation of capital to the U.S. In addition, to the extent that the Fund buys securities denominated in a foreign currency, there are special risks such as changes in currency exchange rates and the risk that a foreign government could regulate foreign exchange transactions. In addition, to the extent investments are made in a limited number of countries, events in those countries will have a more significant impact on the Fund. Investments in depositary receipts may be less liquid and more volatile than the underlying shares in their primary trading market.

**Low Volatility Risk:** Although subject to the risks of common stocks, low volatility stocks are seen as having a lower risk profile than the overall markets. However, a portfolio comprised of low volatility stocks may not produce investment exposure that has lower variability to changes in such stocks' price levels. Low volatility stocks are likely to underperform the broader market during periods of rapidly rising stock prices.

**Quality Risk:** A "quality" style of investing emphasizes companies with high returns on equity, stable earnings per share growth, and low financial leverage. This style of investing is subject to the risk that the past performance of these companies does not continue or that the returns on "quality" equity securities are less than returns on other styles of investing or the overall stock market.

**Value Stock Risk:** A "value" style of investing is subject to the risk that the returns on "value" equity securities are less than returns on other styles of investing or the overall stock market. Value stocks present the risk that they may decline in price or never reach their expected full market value because the market fails to recognize a stock's intrinsic worth.

**Fluctuation of Net Asset Value, Share Premiums and Discounts Risk:** As with all exchange-traded funds, Fund Shares may be bought and sold in the secondary market at market prices. The trading prices of Fund Shares in the secondary market may differ from the Fund's daily net asset value per share and there may be times when the market price of the shares is more than the net asset value per share (premium) or less than the net asset value per share (discount). This risk is heightened in times of market volatility or periods of steep market declines.

**Currency Risk:** The value of the Fund's assets may be affected favorably or unfavorably by currency exchange rates, currency exchange control regulations, and delays, restrictions or prohibitions on the repatriation of foreign currencies. Foreign currency exchange rates may have significant volatility, and changes in the values of foreign currencies against the U.S. dollar may result in substantial declines in the values of the Fund's assets denominated in foreign currencies.

**Depositary Receipts Risk:** Investments in depositary receipts may be less liquid and more volatile than the underlying securities in their primary trading market. If a depositary receipt is denominated in a different currency than its underlying securities, the Fund will be subject to the currency risk of both the investment in the depositary receipt and the underlying security. Holders of depositary receipts may have limited or no rights to take action with respect to the underlying securities or to compel the issuer of the receipts to take action. The prices of depositary receipts may differ from the prices of securities upon which they are based. To the extent the Fund invests in depositary receipts based on securities included in the Index, such differences in prices may increase index tracking risk.

**Futures Contract Risk:** A futures contract is a standardized agreement that calls for the purchase or sale of a specific asset at a specific price at a specific future time, or cash settlement of the terms of the contract. Transactions in futures contracts can create investment leverage and may have significant volatility. It is possible that a futures contract transaction will result in a much greater loss than the principal amount invested, and the Fund may not be able to close out the futures contract at a favorable time or price. There is no assurance that a liquid secondary market on an exchange will exist for any particular futures contract. In the event no such market exists, it might not be possible to effect closing transactions, and the Fund will be unable to terminate its exposure to the futures contract. There is also a risk of imperfect correlation between movements in the prices of the futures contract and movements in the price of the underlying assets. The counterparty to a futures contract may be unable or unwilling to make timely settlement payments, return the Fund's margin, or otherwise honor its obligations.

**Geographic Focus Risk:** The performance of a fund that is less diversified across countries or geographic regions will be closely tied to market, currency, economic, political, environmental, or regulatory conditions and developments in the countries or regions in which the fund invests, and may be more volatile than the performance of a more geographically-diversified fund.

**Asia:** Certain Asian economies have experienced high inflation, high unemployment, currency devaluations and restrictions, and over-extension of credit. Many Asian economies have experienced rapid growth and industrialization, and there is no assurance that this growth rate will be maintained. Economic events in any one Asian country may have a significant economic effect on the entire Asian region, as well as on major trading partners outside Asia. Any adverse event in the Asian markets may have a significant adverse effect on some or all of the economies of the countries in which the Fund invests. Many Asian countries are subject to political risk, including corruption and regional conflict with neighboring countries. In addition, many Asian countries are subject to social and labor risks associated with demands for improved political, economic and social conditions. These risks, among others, may adversely affect the value of the Fund's investments.

**Australasia:** The economies of Australasia are dependent on exports from the agricultural and mining sectors. This makes Australasian economies susceptible to fluctuations in the commodity markets. Australasian economies are also increasingly dependent on their growing service industries. Because the economies of Australasia are dependent on the economies of Asia, Europe and the United States as key trading partners and investors, reduction in spending by any of these trading partners on Australasian products and services, or negative changes in any of these economies, may cause an adverse impact on some or all of the Australasian economies.

**Europe:** Developed and emerging market countries in Europe will be significantly affected by the fiscal and monetary controls of the Economic and Monetary Union of the European Union ("EU"). Changes in regulations on trade, decreasing imports or exports, changes in the exchange rate of the euro and recessions among European countries may have a significant adverse effect on the economies of other European countries. In addition, one or more countries may abandon the euro and/or withdraw from the EU. For example, on January 31, 2020, the United Kingdom formally withdrew from the EU (commonly referred to as "Brexit") and, after a transition period, left the EU single market and customs union under the terms of a new trade agreement on December 31, 2020. The agreement governs the new relationship between the United Kingdom and EU with respect to trading goods and services, but critical aspects of the relationship remain unresolved and subject to further negotiation and agreement. The full scope and nature of the consequences of the exit are not at this time known and are unlikely to be known for a significant period of time. It is also unknown whether the United Kingdom's exit will increase the likelihood of other countries also departing the EU. Any exits from the EU, or the possibility of such exits, may have a significant impact on the United Kingdom, Europe, and global economies, which may result in increased volatility and illiquidity, new legal and regulatory uncertainties and potentially lower economic growth for such economies that could potentially have an adverse effect on the value of the Fund's investments. In addition, a number of countries in Europe have suffered terrorist attacks and additional attacks may occur in the future. Such attacks may cause uncertainty in financial markets and may adversely affect the performance of the issuers to which the Fund has exposure.

**Japan:** The growth of Japan's economy has historically lagged that of its Asian neighbors and other major developed economies. The Japanese economy is heavily dependent on international trade and has been adversely affected by trade tariffs, other protectionist measures, competition from emerging economies and the economic conditions of its trading partners. China has become an important trading partner with Japan, yet the countries' political relationship has become strained. Should political tension increase, it could adversely affect the economy, especially the export sector, and destabilize the region as a whole. Japan also remains heavily dependent on oil imports, and higher commodity prices could therefore have a negative impact on the economy. The Japanese yen has fluctuated widely at times and any increase in its value may cause a decline in exports that could weaken the Japanese economy. Japan has, in the past, intervened in the currency markets to attempt to maintain or reduce the value of the yen. Japanese intervention in the currency markets could cause the value of the yen to fluctuate sharply and unpredictably and could cause losses to investors. Japan has an aging workforce and has experienced a significant population decline in recent years. Japan's labor market appears to be undergoing fundamental structural changes, as a labor market traditionally accustomed to lifetime employment adjusts to meet the need for increased labor mobility, which may adversely affect Japan's economic competitiveness. Natural disasters, such as earthquakes, volcanoes, typhoons or tsunamis, could occur in Japan or surrounding areas and could negatively affect the Japanese economy and, in turn, the Fund.

**Health Care Sector Risk:** Companies in the health care sector are subject to extensive government regulation and their profitability can be significantly affected by restrictions on government reimbursement for medical expenses, rising costs of medical products and services, pricing pressure (including price discounting), limited product lines and an increased emphasis on the delivery of healthcare through outpatient services. Companies in the health care sector are heavily dependent on obtaining and defending patents, which may be time consuming and costly, and the expiration of patents may also adversely affect the profitability of these companies. Health care companies are also subject to extensive litigation based on product liability and similar claims. In addition, their products can become obsolete due to industry innovation, changes in technologies or other market developments. Many new products in the health care sector require significant research and development and may be subject to regulatory approvals, all of which may be time consuming and costly with no guarantee that any product will come to market.

**Indexing Strategy/Index Tracking Risk:** The Fund is managed with an indexing investment strategy, attempting to track the performance of an unmanaged index of securities, regardless of the current or projected performance of the Index or of the actual securities comprising the Index. This differs from an actively-managed fund, which typically seeks to outperform a benchmark index. As a result, the Fund's performance may be less favorable than that of a portfolio managed using an active investment strategy. The structure and composition of the Index will affect the performance, volatility, and risk of the Index and, consequently, the performance, volatility, and risk of the Fund. Errors in index data, index computations or the construction of the Index in accordance with its methodology may occur from time to time and may not be identified and corrected by the Index Provider for a period of time or at all, which may have an adverse impact on the Fund and its shareholders. To the extent circumstances evolve in between reconstitutions, the Index may include, and the Fund may therefore hold for a period of time, securities of companies that do not align with the Index's objective and/or criteria. When there are changes made to the component securities of the Index and the Fund in turn makes similar changes to its portfolio, any transaction costs and market exposure arising from such portfolio changes will be borne directly by the Fund and its shareholders. The Fund may recognize gains as a result of rebalancing or reconstituting its securities holdings to reflect changes in the securities included in the Index. The Fund also may be required to distribute any such gains to its shareholders to avoid adverse federal income tax consequences. While the Adviser seeks to track the performance of the Index (*i.e.*, achieve a high degree of correlation with the Index), the Fund's return may not match the return of the Index. The Fund incurs a number of operating expenses not applicable to the Index, and incurs costs in buying and selling securities. In addition, the Fund may not be fully invested at times, generally as a result of cash flows into or out of the Fund or reserves of cash held by the Fund to meet redemptions. The Adviser may attempt to track the Index return by investing in fewer than all of the securities in the Index, or in some securities not included in the Index, potentially increasing the risk of divergence between the Fund's return and that of the Index.

**Large-Capitalization Securities Risk:** Returns on investments in securities of large companies could trail the returns on investments in securities of smaller and mid-sized companies. Larger companies may be unable to respond as quickly as smaller and mid-sized companies to competitive challenges or to changes in business, product, financial, or other market conditions. Larger companies may not be able to maintain growth at the high rates that may be achieved by well-managed smaller and mid-sized companies.

**Mid-Capitalization Securities Risk:** The securities of mid-capitalization companies may be more volatile and may involve more risk than the securities of larger companies. These companies may have limited product lines, markets or financial resources, may lack the competitive strength of larger companies, and may depend on a few key employees. In addition, these companies may have been recently organized and may have little or no track record of success. The securities of mid-sized companies may trade less frequently and in smaller volumes than more widely held securities. Some securities of mid-sized issuers may be illiquid or may be restricted as to resale, and their values may be volatile.

**Non-Diversification Risk:** To the extent the Fund becomes "non-diversified," the Fund may hold a smaller number of portfolio securities than many other funds. To the extent the Fund invests in a relatively small number of issuers, a decline in the market value of a particular security held by the Fund may affect its value more than if it invested in a larger number of issuers. The value of Fund Shares may be more volatile than the values of shares of more diversified funds. The Fund may become non-diversified for periods of time solely as a result of tracking the Index (*e.g.*, changes in weightings of one or more component securities).

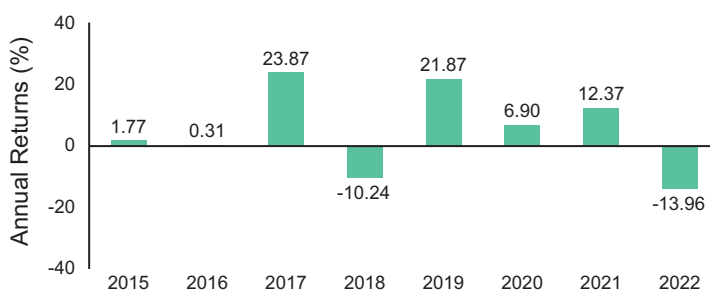
**Unconstrained Sector Risk:** The Fund may invest a substantial portion of its assets within one or more economic sectors or industries, which may change from time to time. Greater investment focus on one or more sectors or industries increases the potential for volatility and the risk that events negatively affecting such sectors or industries could reduce returns, potentially causing the value of the Fund's shares to decrease, perhaps significantly.

**Valuation Risk:** Some portfolio holdings, potentially a large portion of the Fund's investment portfolio, may be valued on the basis of factors other than market quotations. This may occur more often in times of market turmoil or reduced liquidity. There are multiple methods that can be used to value a portfolio holding when market quotations are not readily available. The value established for any portfolio holding at a point in time might differ from what would be produced using a different methodology or if it had been priced using market quotations. Portfolio holdings that are valued using techniques other than market quotations, including "fair valued" securities, may be subject to greater fluctuation in their valuations from one day to the next than if market quotations were used. In addition, there is no assurance that the Fund could sell or close out a portfolio position for the value established for it at any time, and it is possible that the Fund would incur a loss because a portfolio position is sold or closed out at a discount to the valuation established by the Fund at that time.

## FUND PERFORMANCE

The following bar chart and table provide an indication of the risks of investing in the Fund by showing changes in the Fund's performance from year to year and by showing how the Fund's average annual returns for certain time periods compare with the average annual returns of the Index and of a relevant broad-based securities index. The Fund's past performance (before and after taxes) is not necessarily an indication of how the Fund will perform in the future. Updated performance information is available by calling 1-866-787-2257 or visiting our website at <https://www.ssga.com/spdrs>.

**ANNUAL TOTAL RETURNS** (years ended 12/31)



Highest Quarterly Return: 15.66% (Q4, 2022)

Lowest Quarterly Return: -19.59% (Q1, 2020)

## AVERAGE ANNUAL TOTAL RETURNS

 (for periods ended 12/31/22)

The after-tax returns presented in the table below are calculated using highest historical individual federal marginal income tax rates and do not reflect the impact of state and local taxes. Your actual after-tax returns will depend on your specific tax situation and may differ from those shown below. After-tax returns are not relevant to investors who hold Fund Shares through tax-advantaged arrangements, such as 401(k) plans or individual retirement accounts. The returns after taxes can exceed the returns before taxes or the Index returns due to the application of foreign tax credits and/or an assumed tax benefit for a shareholder from realizing a capital loss on a sale of Fund Shares.

	One Year	Five Years	Since Inception (6/4/14)
Return Before Taxes	-13.96%	2.49%	3.38%
Return After Taxes on Distributions	-14.48%	1.87%	2.79%
Return After Taxes on Distributions and Sale of Fund Shares	-7.76%	1.93%	2.62%
MSCI EAFE Factor Mix A-Series Index (reflects no deduction for fees, expenses or taxes other than withholding taxes on reinvested dividends)	-14.01%	2.46%	3.43%
MSCI ACWI ex USA Index (reflects no deduction for fees, expenses or taxes other than withholding taxes on reinvested dividends)	-16.00%	0.88%	2.26%

## PORTFOLIO MANAGEMENT

### INVESTMENT ADVISER

SSGA FM serves as the investment adviser to the Fund.

### PORTFOLIO MANAGERS

The professionals primarily responsible for the day-to-day management of the Fund are Michael Feehily, Karl Schneider and Lisa Hobart.

Michael Feehily, CFA, is a Senior Managing Director of the Adviser and the Head of Global Equity Beta Solutions in the Americas. He worked at the Adviser from 1997 to 2006 and rejoined in 2010. Effective March 1, 2023, Mr. Feehily will no longer serve as a portfolio manager of the Fund.

Karl Schneider, CAIA, is a Managing Director of the Adviser and Deputy Head of Global Equity Beta Solutions in the Americas. He joined the Adviser in 1997.

Lisa Hobart is a Vice President of the Adviser and a Senior Portfolio Manager in the Global Equity Beta Solutions Group. She joined the Adviser in 2006.

### **PURCHASE AND SALE INFORMATION**

The Fund will issue (or redeem) Fund Shares to certain institutional investors (typically market makers or other broker-dealers) only in large blocks of Fund Shares known as "Creation Units." Creation Unit transactions are conducted in exchange for the deposit or delivery of a designated portfolio of in-kind securities and/or cash.

Individual Fund Shares may only be purchased and sold on the NYSE Arca, Inc., other national securities exchanges, electronic crossing networks and other alternative trading systems through your broker-dealer at market prices. Because Fund Shares trade at market prices rather than at net asset value ("NAV"), Fund Shares may trade at a price greater than NAV (premium) or less than NAV (discount). When buying or selling Fund Shares in the secondary market, you may incur costs attributable to the difference between the highest price a buyer is willing to pay to purchase Fund Shares (bid) and the lowest price a seller is willing to accept for Fund Shares (ask) (the "bid-ask spread"). Recent information regarding the Fund's NAV, market price, premiums and discounts, and bid-ask spreads is available at <https://www.ssga.com/spdrs>.

### **TAX INFORMATION**

The Fund's distributions are expected to be taxed as ordinary income, qualified dividend income and/or capital gains, unless you are investing through a tax-advantaged arrangement, such as a 401(k) plan or individual retirement account. Any withdrawals made from a tax-advantaged arrangement may be taxable to you.

### **PAYMENTS TO BROKER-DEALERS AND OTHER FINANCIAL INTERMEDIARIES**

If you purchase Fund Shares through a broker-dealer or other financial intermediary (such as a bank), the Adviser or its affiliates may pay the financial intermediary for certain activities related to the Fund, including educational training programs, conferences, the development of technology platforms and reporting systems, or other services related to the sale or promotion of the Fund. These payments may create a conflict of interest by influencing the broker-dealer or other intermediary and your salesperson to recommend the Fund over another investment. Ask your salesperson or visit your financial intermediary's website for more information.



# SPDR<sup>®</sup> MSCI Emerging Markets Fossil Fuel Reserves Free ETF

## INVESTMENT OBJECTIVE

The SPDR MSCI Emerging Markets Fossil Fuel Reserves Free ETF (the “Fund”) seeks to provide investment results that, before fees and expenses, correspond generally to the total return performance of the MSCI Emerging Markets ex Fossil Fuels Index.

## FEES AND EXPENSES OF THE FUND

The table below describes the fees and expenses that you may pay if you buy, hold and sell shares of the Fund (“Fund Shares”). **You may pay other fees, such as brokerage commissions and other fees to financial intermediaries, which are not reflected in the table and Example below.**

**ANNUAL FUND OPERATING EXPENSES** (expenses that you pay each year as a percentage of the value of your investment):

Management fees	0.30%
Distribution and service (12b-1) fees	None
Other expenses	0.00%
<b>Total annual Fund operating expenses</b>	<b>0.30%</b>

## EXAMPLE:

This Example is intended to help you compare the cost of investing in the Fund with the cost of investing in other funds. The Example assumes that you invest \$10,000 in the Fund for the time periods indicated, and then sell or hold all of your Fund Shares at the end of those periods. The Example also assumes that your investment has a 5% return each year and that the Fund’s operating expenses remain the same. Although your actual costs may be higher or lower, based on these assumptions your costs would be:

Year 1	Year 3	Year 5	Year 10
\$31	\$97	\$169	\$381

## PORTFOLIO TURNOVER:

The Fund pays transaction costs, such as commissions, when it buys and sells securities (or “turns over” its portfolio). A higher portfolio turnover rate may indicate higher transaction costs and may result in higher taxes when Fund Shares are held in a taxable account. These costs, which are not reflected in Annual Fund Operating Expenses or in the Example, affect the Fund’s performance. During the most recent fiscal year, the Fund’s portfolio turnover rate was 8% of the average value of its portfolio.

## THE FUND’S PRINCIPAL INVESTMENT STRATEGY

In seeking to track the performance of the MSCI Emerging Markets ex Fossil Fuels Index (the “Index”), the Fund employs a sampling strategy, which means that the Fund is not required to purchase all of the securities represented in the Index. Instead, the Fund may purchase a subset of the securities in the Index in an effort to hold a portfolio of securities with generally the same risk and return characteristics of the Index. The quantity of holdings in the Fund will be based on a number of factors, including asset size of the Fund. Based on its analysis of these factors, SSGA Funds Management, Inc. (“SSGA FM” or the “Adviser”), the investment adviser to the Fund, either may invest the Fund’s assets in a subset of securities in the Index or may invest the Fund’s assets in substantially all of the securities represented in the Index in approximately the same proportions as the Index, as determined by the Adviser to be in the best interest of the Fund in pursuing its objective.

Under normal market conditions, the Fund generally invests substantially all, but at least 80%, of its total assets in the securities comprising the Index and in depositary receipts (including American Depositary Receipts (“ADRs”) or Global Depositary Receipts (“GDRs”)) based on securities comprising the Index. In addition, in seeking to track the Index, the Fund may invest in equity securities that are not included in the Index (including common stock, preferred stock, depositary receipts and shares of other investment companies), cash and cash equivalents or money market instruments, such as repurchase agreements and money market funds (including money market funds advised by the

Adviser). In seeking to track the Index, the Fund's assets may be concentrated in an industry or group of industries, but only to the extent that the Index concentrates in a particular industry or group of industries. Futures contracts (a type of derivative instrument) may be used by the Fund in seeking performance that corresponds to the Index and in managing cash flows.

The Index is designed to measure the performance of companies in the MSCI Emerging Markets Index that are "fossil fuel reserves free," as determined by the screening methodology used by the Index. For purposes of the composition of the Index, fossil fuel reserves are defined as proved and probable coal, oil and/or natural gas reserves used for energy purposes, but do not include metallurgical or coking coal, which is primarily used in connection with steel production. The Index is a subset of the MSCI Emerging Markets Index (the "Parent Index"), which serves as the initial universe of eligible securities for the Index. The Parent Index captures large and mid-capitalization representation across 24 emerging market countries. In constructing the Index, the initial universe is screened to exclude companies in the Energy Sector, Utilities Sector or Diversified Metals & Mining Sub-Industry, as classified by the Global Industry Classification Standard ("GICS"), that own fossil fuel reserves. All other companies classified by GICS that own fossil fuel reserves and derive revenue from business segments associated with energy application of fossil fuels are also excluded from the Index. Examples of business segments associated with energy application of fossil fuels include thermal coal mining, oil and gas exploration and production and downstream activities. The resulting fossil fuel reserves free companies are included in the Index. For purposes of determining which companies are excluded from the Index, the Index Provider (defined below) consults information disclosed by companies in sources including company publications, other public records, and third party data providers. The Index's screening methodology may result in inclusion of certain companies that own fossil fuel reserves, but that do not derive revenue from business segments associated with energy application of fossil fuels. As a result, in seeking to track the Index, the Fund may hold securities of companies that own fossil fuel reserves; however, under normal circumstances, the Fund will invest at least 80% of its net assets, plus the amount of borrowings for investment purposes, in securities of companies that do not own fossil fuel reserves.

The Index is weighted by free float-adjusted market capitalization. A company's free float-adjusted market capitalization is calculated by multiplying the number of shares readily available in the market by the price of such shares. The Index is reconstituted quarterly as of the close of the last business day of February, May, August and November. New additions to the Parent Index are reviewed for inclusion in the Index each quarter, provided they have been added to the Parent Index by the rebalancing date. Any constituent deleted from the Parent Index is also deleted from the Index. As of November 30, 2022, a significant portion of the Fund comprised companies in the financial and technology sectors, although this may change from time to time. As of November 30, 2022, countries represented in the Fund included Argentina, Brazil, Chile, China (which includes investments in China A Shares), Colombia, Czech Republic, Egypt, Greece, Hungary, India, Indonesia, Kuwait, Malaysia, Mexico, Pakistan, Peru, the Philippines, Poland, Qatar, Saudi Arabia, South Africa, South Korea, Taiwan, Thailand, Turkey and the United Arab Emirates. As of November 30, 2022, a significant portion of the Fund comprised companies located in China, although this may change from time to time. As of November 30, 2022, the Index comprised 1,311 securities.

The Index is sponsored by MSCI, Inc. (the "Index Provider"), which is not affiliated with the Fund or the Adviser. The Index Provider determines the composition of the Index, relative weightings of the securities in the Index and publishes information regarding the market value of the Index.

## **PRINCIPAL RISKS OF INVESTING IN THE FUND**

As with all investments, there are certain risks of investing in the Fund. Fund Shares will change in value, and you could lose money by investing in the Fund. An investment in the Fund is not insured or guaranteed by the Federal Deposit Insurance Corporation or any other government agency.

**Market Risk:** The Fund's investments are subject to changes in general economic conditions, general market fluctuations and the risks inherent in investment in securities markets. Investment markets can be volatile and prices of investments can change substantially due to various factors including, but not limited to, economic growth or recession, changes in interest rates, inflation, changes in the actual or perceived creditworthiness of issuers, and general market liquidity. The Fund is subject to the risk that geopolitical events will disrupt securities markets and adversely affect global economies and markets. Local, regional or global events such as war, military conflicts, acts of terrorism, natural disasters, the spread of infectious illness or other public health issues, or other events could have a significant impact on the Fund and its investments.

**Equity Investing Risk:** The market prices of equity securities owned by the Fund may go up or down, sometimes rapidly or unpredictably. The value of a security may decline for a number of reasons that may directly relate to the issuer and also may decline due to general industry or market conditions that are not specifically related to a particular company. In addition, equity markets tend to move in cycles, which may cause stock prices to fall over short or extended periods of time.

**Non-U.S. Securities Risk:** Non-U.S. securities (including depositary receipts) are subject to political, regulatory, and economic risks not present in domestic investments. There may be less information publicly available about a non-U.S. entity than about a U.S. entity, and many non-U.S. entities are not subject to accounting, auditing, legal and financial report standards comparable to those in the United States. Further, such entities and/or their securities may be subject to risks associated with currency controls; expropriation; changes in tax policy; greater market volatility; differing securities market structures; higher transaction costs; and various administrative difficulties, such as delays in clearing and settling portfolio transactions or in receiving payment of dividends. To the extent underlying securities held by the Fund trade on foreign exchanges that are closed when the exchange on which the Fund's shares trade is open, there may be deviations between the current price of an underlying security and the last quoted price for the underlying security on the closed foreign market. These deviations could result in the Fund experiencing premiums or discounts greater than those of ETFs that invest in domestic securities. Securities traded on foreign markets may be less liquid (harder to sell) than securities traded domestically. Foreign governments may impose restrictions on the repatriation of capital to the U.S. In addition, to the extent that the Fund buys securities denominated in a foreign currency, there are special risks such as changes in currency exchange rates and the risk that a foreign government could regulate foreign exchange transactions. In addition, to the extent investments are made in a limited number of countries, events in those countries will have a more significant impact on the Fund. Investments in depositary receipts may be less liquid and more volatile than the underlying shares in their primary trading market.

**Emerging Markets Risk:** Risks of investing in emerging markets include, among others, greater political and economic instability, greater volatility in currency exchange rates, less developed securities markets, possible trade barriers, currency transfer restrictions, a more limited number of potential buyers and issuers, an emerging market country's dependence on revenue from particular commodities or international aid, less governmental supervision and regulation, unavailability of currency hedging techniques, differences in auditing and financial reporting standards, and less developed legal systems. There is also the potential for unfavorable action such as expropriation, nationalization, embargo, and acts of war. The securities of emerging market companies may trade less frequently and in smaller volumes than more widely held securities. Market disruptions or substantial market corrections may limit very significantly the liquidity of securities of certain companies in a particular country or geographic region, or of all companies in the country or region. The Fund may be unable to liquidate its positions in such securities at any time, or at a favorable price, in order to meet the Fund's obligations. These risks are generally greater for investments in frontier market countries, which typically have smaller economies or less developed capital markets than traditional emerging market countries.

**Fossil Fuel Reserves Free Ownership Risk:** The returns on a portfolio of securities that seeks to exclude companies that own fossil fuel reserves may trail the returns on a portfolio of securities that includes such companies. Investing in a portfolio of securities of companies that do not own fossil fuel reserves may affect the Fund's exposure to certain types of investments and may impact the Fund's relative investment performance depending on whether such investments are in or out of favor in the market.

**Fluctuation of Net Asset Value, Share Premiums and Discounts Risk:** As with all exchange-traded funds, Fund Shares may be bought and sold in the secondary market at market prices. The trading prices of Fund Shares in the secondary market may differ from the Fund's daily net asset value per share and there may be times when the market price of the shares is more than the net asset value per share (premium) or less than the net asset value per share (discount). This risk is heightened in times of market volatility or periods of steep market declines.

**Currency Risk:** The value of the Fund's assets may be affected favorably or unfavorably by currency exchange rates, currency exchange control regulations, and delays, restrictions or prohibitions on the repatriation of foreign currencies. Foreign currency exchange rates may have significant volatility, and changes in the values of foreign currencies against the U.S. dollar may result in substantial declines in the values of the Fund's assets denominated in foreign currencies.

**Depositary Receipts Risk:** Investments in depositary receipts may be less liquid and more volatile than the underlying securities in their primary trading market. If a depositary receipt is denominated in a different currency than its underlying securities, the Fund will be subject to the currency risk of both the investment in the depositary

receipt and the underlying security. Holders of depositary receipts may have limited or no rights to take action with respect to the underlying securities or to compel the issuer of the receipts to take action. The prices of depositary receipts may differ from the prices of securities upon which they are based. To the extent the Fund invests in depositary receipts based on securities included in the Index, such differences in prices may increase index tracking risk.

**Financial Sector Risk:** Financial services companies are subject to extensive governmental regulation, which may limit both the amounts and types of loans and other financial commitments they can make, the interest rates and fees they can charge, the scope of their activities, the prices they can charge and the amount of capital they must maintain. Profitability is largely dependent on the availability and cost of capital funds and can fluctuate significantly when interest rates change or due to increased competition. In addition, deterioration of the credit markets generally may cause an adverse impact in a broad range of markets, including U.S. and international credit and interbank money markets generally, thereby affecting a wide range of financial institutions and markets. Certain events in the financial sector may cause an unusually high degree of volatility in the financial markets, both domestic and foreign, and cause certain financial services companies to incur large losses. Securities of financial services companies may experience a dramatic decline in value when such companies experience substantial declines in the valuations of their assets, take action to raise capital (such as the issuance of debt or equity securities), or cease operations. Credit losses resulting from financial difficulties of borrowers and financial losses associated with investment activities can negatively impact the sector. Insurance companies may be subject to severe price competition. Adverse economic, business or political developments could adversely affect financial institutions engaged in mortgage finance or other lending or investing activities directly or indirectly connected to the value of real estate.

**Futures Contract Risk:** A futures contract is a standardized agreement that calls for the purchase or sale of a specific asset at a specific price at a specific future time, or cash settlement of the terms of the contract. Transactions in futures contracts can create investment leverage and may have significant volatility. It is possible that a futures contract transaction will result in a much greater loss than the principal amount invested, and the Fund may not be able to close out the futures contract at a favorable time or price. There is no assurance that a liquid secondary market on an exchange will exist for any particular futures contract. In the event no such market exists, it might not be possible to effect closing transactions, and the Fund will be unable to terminate its exposure to the futures contract. There is also a risk of imperfect correlation between movements in the prices of the futures contract and movements in the price of the underlying assets. The counterparty to a futures contract may be unable or unwilling to make timely settlement payments, return the Fund's margin, or otherwise honor its obligations.

**Geographic Focus Risk:** The performance of a fund that is less diversified across countries or geographic regions will be closely tied to market, currency, economic, political, environmental, or regulatory conditions and developments in the countries or regions in which the fund invests, and may be more volatile than the performance of a more geographically-diversified fund.

**China:** The Chinese economy is generally considered an emerging market and can be significantly affected by economic and political conditions and policy in China and surrounding Asian countries. A relatively small number of Chinese companies represent a large portion of China's total market and thus may be more sensitive to adverse political or economic circumstances and market movements. The economy of China differs, often unfavorably, from the U.S. economy in such respects as structure, general development, government involvement, wealth distribution, rate of inflation, growth rate, allocation of resources and capital reinvestment, among others. Under China's political and economic system, the central government has historically exercised substantial control over virtually every sector of the Chinese economy through administrative regulation and/or state ownership. The Chinese government may intervene or seek to control the operations, structure, or ownership of Chinese companies, including with respect to foreign investors of such companies. In addition, expropriation, including nationalization, confiscatory taxation, political, economic or social instability or other developments could adversely affect and significantly diminish the values of the Chinese companies in which the Fund invests. International trade tensions may arise from time to time which can result in trade tariffs, embargoes, trade limitations, trade wars and other negative consequences. These consequences may trigger a reduction in international trade, the oversupply of certain manufactured goods, substantial price reductions of goods and possible failure of individual companies and/or large segments of China's export industry with a potentially severe negative impact to the Fund. The Fund may invest in shares of Chinese companies traded on stock markets in Mainland China or Hong Kong. These stock markets have recently experienced high levels of volatility, which may continue in the future. The Hong Kong stock market may behave differently from the Mainland China stock market and there may be little to no correlation between



the performance of the Hong Kong stock market and the Mainland China stock market. The Fund may also gain investment exposure to certain Chinese companies through variable interest entity (“VIE”) structures. The VIE structure enables foreign investors, such as the Fund, to obtain investment exposure to a Chinese company in situations in which the Chinese government has limited or prohibited non-Chinese ownership of such company. The VIE structure does not involve equity ownership in a China-based company but rather involves claims to the China-based company’s profits and control of its assets through contractual arrangements. In addition to the risk of government intervention, investments through a VIE structure are subject to the risk that the China-based company (or its officers, directors, or Chinese equity owners) may breach those contractual arrangements, or Chinese law changes in a way that adversely affects the enforceability of these arrangements, or those contracts are otherwise not enforceable under Chinese law, in which case the Fund may suffer significant losses on its investments through a VIE structure with little or no recourse available. If the Chinese government takes action adversely affecting VIE structures, the market value of the Fund’s associated portfolio holdings would likely suffer significant, detrimental, and possibly permanent consequences, which could result in substantial investment losses.

**Indexing Strategy/Index Tracking Risk:** The Fund is managed with an indexing investment strategy, attempting to track the performance of an unmanaged index of securities, regardless of the current or projected performance of the Index or of the actual securities comprising the Index. This differs from an actively-managed fund, which typically seeks to outperform a benchmark index. As a result, the Fund’s performance may be less favorable than that of a portfolio managed using an active investment strategy. The structure and composition of the Index will affect the performance, volatility, and risk of the Index and, consequently, the performance, volatility, and risk of the Fund. Errors in index data, index computations or the construction of the Index in accordance with its methodology may occur from time to time and may not be identified and corrected by the Index Provider for a period of time or at all, which may have an adverse impact on the Fund and its shareholders. To the extent circumstances evolve in between reconstitutions, the Index may include, and the Fund may therefore hold for a period of time, securities of companies that do not align with the Index’s objective and/or criteria. When there are changes made to the component securities of the Index and the Fund in turn makes similar changes to its portfolio, any transaction costs and market exposure arising from such portfolio changes will be borne directly by the Fund and its shareholders. The Fund may recognize gains as a result of rebalancing or reconstituting its securities holdings to reflect changes in the securities included in the Index. The Fund also may be required to distribute any such gains to its shareholders to avoid adverse federal income tax consequences. While the Adviser seeks to track the performance of the Index (*i.e.*, achieve a high degree of correlation with the Index), the Fund’s return may not match the return of the Index. The Fund incurs a number of operating expenses not applicable to the Index, and incurs costs in buying and selling securities. In addition, the Fund may not be fully invested at times, generally as a result of cash flows into or out of the Fund or reserves of cash held by the Fund to meet redemptions. The Adviser may attempt to track the Index return by investing in fewer than all of the securities in the Index, or in some securities not included in the Index, potentially increasing the risk of divergence between the Fund’s return and that of the Index.

**Large-Capitalization Securities Risk:** Returns on investments in securities of large companies could trail the returns on investments in securities of smaller and mid-sized companies. Larger companies may be unable to respond as quickly as smaller and mid-sized companies to competitive challenges or to changes in business, product, financial, or other market conditions. Larger companies may not be able to maintain growth at the high rates that may be achieved by well-managed smaller and mid-sized companies.

**Liquidity Risk:** Lack of a ready market, stressed market conditions, or restrictions on resale may limit the ability of the Fund to sell a security at an advantageous time or price or at all. Illiquid investments may trade at a discount from comparable, more liquid investments and may be subject to wide fluctuations in market value. If the liquidity of the Fund’s holdings deteriorates, it may lead to differences between the market price of Fund Shares and the net asset value of Fund Shares, and could result in the Fund Shares being less liquid. Illiquidity of the Fund’s holdings may also limit the ability of the Fund to obtain cash to meet redemptions on a timely basis. In addition, the Fund, due to limitations on investments in any illiquid investments and/or the difficulty in purchasing and selling such investments, may be unable to achieve its desired level of exposure to a certain market or sector.

**Mid-Capitalization Securities Risk:** The securities of mid-capitalization companies may be more volatile and may involve more risk than the securities of larger companies. These companies may have limited product lines, markets or financial resources, may lack the competitive strength of larger companies, and may depend on a few key employees. In addition, these companies may have been recently organized and may have little or no track



record of success. The securities of mid-sized companies may trade less frequently and in smaller volumes than more widely held securities. Some securities of mid-sized issuers may be illiquid or may be restricted as to resale, and their values may be volatile.

**Non-Diversification Risk:** As a “non-diversified” fund, the Fund may hold a smaller number of portfolio securities than many other funds. To the extent the Fund invests in a relatively small number of issuers, a decline in the market value of a particular security held by the Fund may affect its value more than if it invested in a larger number of issuers. The value of Fund Shares may be more volatile than the values of shares of more diversified funds. The Fund may become diversified for periods of time solely as a result of tracking the Index (e.g., changes in weightings of one or more component securities).

**Risks of Investing in China A Shares:** The A Shares market is volatile with a risk of suspension of trading in a particular security or multiple securities or government intervention. Securities in the A Shares market may be suspended from trading without an indication of how long the suspension will last, which may impair the liquidity of such securities and may impact the ability of the Fund to track its Index. The Chinese securities markets are emerging markets characterized by relatively low trading volume, resulting in substantially less liquidity and greater price volatility. Liquidity risks may be more pronounced for the A Shares market than for other more developed securities markets generally because the A Shares market is subject to greater government restrictions and control, including trading suspensions. China A Shares are only available to non-mainland China investors (i) through certain foreign institutional investors that have obtained a license from the Chinese regulators or (ii) through the Hong Kong-Shanghai Stock Connect or Shenzhen-Hong Kong Stock Connect programs (“Stock Connect”). The Fund may invest in China A Shares through the Adviser, who is licensed as a Renminbi Qualified Foreign Institutional Investor (“RQFII”) from the China Securities Regulatory Commission. The Adviser’s failure to, among other things, observe Chinese regulations could lead to adverse consequences, including the requirement that the Fund dispose of its A Shares holdings. The Fund may also invest in China A Shares through Stock Connect. Trading through Stock Connect is subject to a number of restrictions that may affect the Fund’s investments and returns, including daily quotas that limit the maximum daily net purchases on any particular day.

**Technology Sector Risk:** Market or economic factors impacting technology companies and companies that rely heavily on technological advances could have a major effect on the value of the Fund’s investments. The value of stocks of technology companies and companies that rely heavily on technology is particularly vulnerable to rapid changes in technology product cycles, rapid product obsolescence, government regulation and competition, both domestically and internationally, including competition from foreign competitors with lower production costs. Stocks of technology companies and companies that rely heavily on technology, especially those of smaller, less-seasoned companies, tend to be more volatile than the overall market. Technology companies are heavily dependent on patent and intellectual property rights, the loss or impairment of which may adversely affect profitability. Additionally, companies in the technology sector may face dramatic and often unpredictable changes in growth rates and competition for the services of qualified personnel.

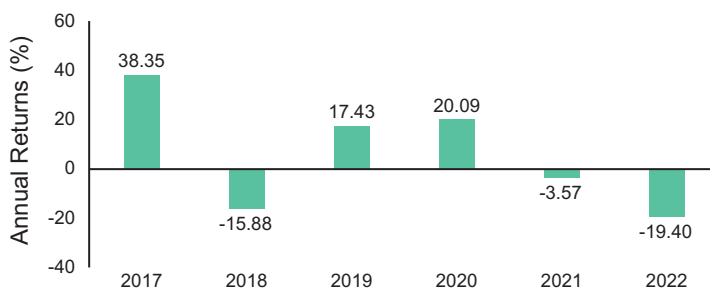
**Unconstrained Sector Risk:** The Fund may invest a substantial portion of its assets within one or more economic sectors or industries, which may change from time to time. Greater investment focus on one or more sectors or industries increases the potential for volatility and the risk that events negatively affecting such sectors or industries could reduce returns, potentially causing the value of the Fund’s shares to decrease, perhaps significantly.

**Valuation Risk:** Some portfolio holdings, potentially a large portion of the Fund’s investment portfolio, may be valued on the basis of factors other than market quotations. This may occur more often in times of market turmoil or reduced liquidity. There are multiple methods that can be used to value a portfolio holding when market quotations are not readily available. The value established for any portfolio holding at a point in time might differ from what would be produced using a different methodology or if it had been priced using market quotations. Portfolio holdings that are valued using techniques other than market quotations, including “fair valued” securities, may be subject to greater fluctuation in their valuations from one day to the next than if market quotations were used. In addition, there is no assurance that the Fund could sell or close out a portfolio position for the value established for it at any time, and it is possible that the Fund would incur a loss because a portfolio position is sold or closed out at a discount to the valuation established by the Fund at that time.

## FUND PERFORMANCE

The following bar chart and table provide an indication of the risks of investing in the Fund by showing changes in the Fund's performance from year to year and by showing how the Fund's average annual returns for certain time periods compare with the average annual returns of the Index and of a relevant broad-based securities index. The Fund's past performance (before and after taxes) is not necessarily an indication of how the Fund will perform in the future. Updated performance information is available by calling 1-866-787-2257 or visiting our website at <https://www.ssga.com/spdrs>.

## ANNUAL TOTAL RETURNS (years ended 12/31)



Highest Quarterly Return: 19.02% (Q4, 2020)  
Lowest Quarterly Return: -21.56% (Q1, 2020)

## AVERAGE ANNUAL TOTAL RETURNS (for periods ended 12/31/22)

The after-tax returns presented in the table below are calculated using highest historical individual federal marginal income tax rates and do not reflect the impact of state and local taxes. Your actual after-tax returns will depend on your specific tax situation and may differ from those shown below. After-tax returns are not relevant to investors who hold Fund Shares through tax-advantaged arrangements, such as 401(k) plans or individual retirement accounts. The returns after taxes can exceed the returns before taxes or the Index returns due to the application of foreign tax credits and/or an assumed tax benefit for a shareholder from realizing a capital loss on a sale of Fund Shares.

	One Year	Five Years	Since Inception 10/24/16
Return Before Taxes	-19.40%	-1.61%	2.96%
Return After Taxes on Distributions	-19.63%	-2.06%	2.43%
Return After Taxes on Distributions and Sale of Fund Shares	-10.96%	-1.16%	2.30%
MSCI Emerging Markets ex Fossil Fuels Index (reflects no deduction for fees, expenses or taxes other than withholding taxes on reinvested dividends)	-19.95%	-1.55%	3.01%
MSCI ACWI ex USA Index (reflects no deduction for fees, expenses or taxes other than withholding taxes on reinvested dividends)	-16.00%	0.88%	4.62%

## PORTFOLIO MANAGEMENT

### INVESTMENT ADVISER

SSGA FM serves as the investment adviser to the Fund.

### PORTFOLIO MANAGERS

The professionals primarily responsible for the day-to-day management of the Fund are Michael Feehily, Karl Schneider and Kala O'Donnell.

Michael Feehily, CFA, is a Senior Managing Director of the Adviser and the Head of Global Equity Beta Solutions in the Americas. He worked at the Adviser from 1997 to 2006 and rejoined in 2010. Effective March 1, 2023, Mr. Feehily will no longer serve as a portfolio manager of the Fund.

Karl Schneider, CAIA, is a Managing Director of the Adviser and Deputy Head of Global Equity Beta Solutions in the Americas. He joined the Adviser in 1997.

Kala O'Donnell is a Vice President of the Adviser and a Senior Portfolio Manager in the Global Equity Beta Solutions Group. She joined the Adviser in 1995.

## PURCHASE AND SALE INFORMATION

The Fund will issue (or redeem) Fund Shares to certain institutional investors (typically market makers or other broker-dealers) only in large blocks of Fund Shares known as "Creation Units." Creation Unit transactions are conducted in exchange for the deposit or delivery of a designated portfolio of in-kind securities and/or cash.

Individual Fund Shares may only be purchased and sold on the NYSE Arca, Inc., other national securities exchanges, electronic crossing networks and other alternative trading systems through your broker-dealer at market prices. Because Fund Shares trade at market prices rather than at net asset value ("NAV"), Fund Shares may trade at a price greater than NAV (premium) or less than NAV (discount). When buying or selling Fund Shares in the secondary

market, you may incur costs attributable to the difference between the highest price a buyer is willing to pay to purchase Fund Shares (bid) and the lowest price a seller is willing to accept for Fund Shares (ask) (the “bid-ask spread”). Recent information regarding the Fund’s NAV, market price, premiums and discounts, and bid-ask spreads is available at <https://www.ssga.com/spdrs>.

#### **TAX INFORMATION**

The Fund’s distributions are expected to be taxed as ordinary income, qualified dividend income and/or capital gains, unless you are investing through a tax-advantaged arrangement, such as a 401(k) plan or individual retirement account. Any withdrawals made from a tax-advantaged arrangement may be taxable to you.

#### **PAYMENTS TO BROKER-DEALERS AND OTHER FINANCIAL INTERMEDIARIES**

If you purchase Fund Shares through a broker-dealer or other financial intermediary (such as a bank), the Adviser or its affiliates may pay the financial intermediary for certain activities related to the Fund, including educational training programs, conferences, the development of technology platforms and reporting systems, or other services related to the sale or promotion of the Fund. These payments may create a conflict of interest by influencing the broker-dealer or other intermediary and your salesperson to recommend the Fund over another investment. Ask your salesperson or visit your financial intermediary’s website for more information.

# SPDR® MSCI Emerging Markets StrategicFactors<sup>SM</sup> ETF

## INVESTMENT OBJECTIVE

The SPDR MSCI Emerging Markets StrategicFactors<sup>SM</sup> ETF (the “Fund”) seeks to provide investment results that, before fees and expenses, correspond generally to the total return performance of an index based upon the emerging equity markets of the world.

## FEES AND EXPENSES OF THE FUND

The table below describes the fees and expenses that you may pay if you buy, hold and sell shares of the Fund (“Fund Shares”). **You may pay other fees, such as brokerage commissions and other fees to financial intermediaries, which are not reflected in the table and Example below.**

**ANNUAL FUND OPERATING EXPENSES** (expenses that you pay each year as a percentage of the value of your investment):

Management fees	0.30%
Distribution and service (12b-1) fees	None
Other expenses	0.00%
<b>Total annual Fund operating expenses</b>	<b>0.30%</b>

## EXAMPLE:

This Example is intended to help you compare the cost of investing in the Fund with the cost of investing in other funds. The Example assumes that you invest \$10,000 in the Fund for the time periods indicated, and then sell or hold all of your Fund Shares at the end of those periods. The Example also assumes that your investment has a 5% return each year and that the Fund’s operating expenses remain the same. Although your actual costs may be higher or lower, based on these assumptions your costs would be:

Year 1	Year 3	Year 5	Year 10
\$31	\$97	\$169	\$381

## PORTFOLIO TURNOVER:

The Fund pays transaction costs, such as commissions, when it buys and sells securities (or “turns over” its portfolio). A higher portfolio turnover rate may indicate higher transaction costs and may result in higher taxes when Fund Shares are held in a taxable account. These costs, which are not reflected in Annual Fund Operating Expenses or in the Example, affect the Fund’s performance. During the most recent fiscal year, the Fund’s portfolio turnover rate was 23% of the average value of its portfolio.

## THE FUND’S PRINCIPAL INVESTMENT STRATEGY

In seeking to track the performance of the MSCI Emerging Markets (EM) Factor Mix A-Series Index (the “Index”), the Fund employs a sampling strategy, which means that the Fund is not required to purchase all of the securities represented in the Index. Instead, the Fund may purchase a subset of the securities in the Index in an effort to hold a portfolio of securities with generally the same risk and return characteristics of the Index. The quantity of holdings in the Fund will be based on a number of factors, including asset size of the Fund. Based on its analysis of these factors, SSGA Funds Management, Inc. (“SSGA FM” or the “Adviser”), the investment adviser to the Fund, either may invest the Fund’s assets in a subset of securities in the Index or may invest the Fund’s assets in substantially all of the securities represented in the Index in approximately the same proportions as the Index, as determined by the Adviser to be in the best interest of the Fund in pursuing its objective. The Fund is classified as “diversified” under the Investment Company Act of 1940, as amended; however, the Fund may become “non-diversified” solely as a result of tracking the Index (e.g., changes in weightings of one or more component securities). When the Fund is non-diversified, it may invest a relatively high percentage of its assets in a limited number of issuers.

Under normal market conditions, the Fund generally invests substantially all, but at least 80%, of its total assets in the securities comprising the Index and in depositary receipts (including American Depositary Receipts (“ADRs”) or Global Depositary Receipts (“GDRs”)) based on securities comprising the Index. In addition, in seeking to track the Index, the Fund may invest in equity securities that are not included in the Index (including common stock, preferred stock, depositary receipts and shares of other investment companies), cash and cash equivalents or money market

instruments, such as repurchase agreements and money market funds (including money market funds advised by the Adviser). In seeking to track the Index, the Fund's assets may be concentrated in an industry or group of industries, but only to the extent that the Index concentrates in a particular industry or group of industries. Futures contracts (a type of derivative instrument) may be used by the Fund in seeking performance that corresponds to the Index and in managing cash flows.

The Index captures large- and mid-cap representation across 24 emerging markets countries and aims to represent the performance of value, low volatility, and quality factor strategies. The Index is an equal weighted combination of the following three MSCI Factor Indices in a single composite index: the MSCI EM Value Weighted Index, the MSCI EM Minimum Volatility Index, and the MSCI EM Quality Index (each, a "Component Index"). The MSCI EM Value Weighted Index includes large- and mid-cap stocks across emerging markets countries, weighted to emphasize stocks with lower valuations. The MSCI EM Minimum Volatility Index aims to reflect the performance characteristics of a minimum variance strategy applied to the large- and mid-cap equity universe across emerging markets countries, weighted for exposure to the lowest absolute risk within a given set of restraints. The MSCI EM Quality Index includes large- and mid-cap stocks across emerging markets countries, weighted to emphasize companies with historically high return on equity, stable year-over-year earnings per share growth, and low financial leverage. Each Component Index is attributed equal weight (1/3) at each rebalancing. All constituents of each Component Index are included in the Index. The weight of each security in the Index is determined based on 1) the security's weight in each underlying Component Index; and 2) the weight of each underlying Component Index in the Index. The Index is rebalanced semi-annually, usually as of the close of the last business day of May and November, coinciding with the semi-annual index reviews of each Component Index. As of November 30, 2022, a significant portion of the Fund comprised companies in the financial and technology sectors, although this may change from time to time. As of November 30, 2022, countries represented in the Fund included Brazil, Chile, China (which includes investments in China A Shares), Colombia, Czech Republic, Egypt, Greece, Hungary, India, Indonesia, Kuwait, Malaysia, Mexico, Peru, Philippines, Poland, Qatar, Saudi Arabia, South Africa, South Korea, Taiwan, Thailand, Turkey and United Arab Emirates. As of November 30, 2022, a significant portion of the Fund comprised companies located in China and India, although this may change from time to time. As of November 30, 2022, the Index comprised 1,378 securities.

The Index is sponsored by MSCI, Inc. (the "Index Provider"), which is not affiliated with the Fund or the Adviser. The Index Provider determines the composition of the Index, relative weightings of the securities in the Index and publishes information regarding the market value of the Index.

## **PRINCIPAL RISKS OF INVESTING IN THE FUND**

As with all investments, there are certain risks of investing in the Fund. Fund Shares will change in value, and you could lose money by investing in the Fund. An investment in the Fund is not insured or guaranteed by the Federal Deposit Insurance Corporation or any other government agency.

**Market Risk:** The Fund's investments are subject to changes in general economic conditions, general market fluctuations and the risks inherent in investment in securities markets. Investment markets can be volatile and prices of investments can change substantially due to various factors including, but not limited to, economic growth or recession, changes in interest rates, inflation, changes in the actual or perceived creditworthiness of issuers, and general market liquidity. The Fund is subject to the risk that geopolitical events will disrupt securities markets and adversely affect global economies and markets. Local, regional or global events such as war, military conflicts, acts of terrorism, natural disasters, the spread of infectious illness or other public health issues, or other events could have a significant impact on the Fund and its investments.

**Equity Investing Risk:** The market prices of equity securities owned by the Fund may go up or down, sometimes rapidly or unpredictably. The value of a security may decline for a number of reasons that may directly relate to the issuer and also may decline due to general industry or market conditions that are not specifically related to a particular company. In addition, equity markets tend to move in cycles, which may cause stock prices to fall over short or extended periods of time.

**Non-U.S. Securities Risk:** Non-U.S. securities (including depositary receipts) are subject to political, regulatory, and economic risks not present in domestic investments. There may be less information publicly available about a non-U.S. entity than about a U.S. entity, and many non-U.S. entities are not subject to accounting, auditing, legal and financial report standards comparable to those in the United States. Further, such entities and/or their securities may be subject to risks associated with currency controls; expropriation; changes in tax policy; greater market volatility; differing securities market structures; higher transaction costs; and various administrative difficulties, such as delays in clearing and settling portfolio transactions or in receiving payment of dividends. To the extent underlying securities held by the Fund trade on foreign exchanges that are closed when the exchange on which the Fund's shares trade is open, there may be deviations between the current price of an underlying



security and the last quoted price for the underlying security on the closed foreign market. These deviations could result in the Fund experiencing premiums or discounts greater than those of ETFs that invest in domestic securities. Securities traded on foreign markets may be less liquid (harder to sell) than securities traded domestically. Foreign governments may impose restrictions on the repatriation of capital to the U.S. In addition, to the extent that the Fund buys securities denominated in a foreign currency, there are special risks such as changes in currency exchange rates and the risk that a foreign government could regulate foreign exchange transactions. In addition, to the extent investments are made in a limited number of countries, events in those countries will have a more significant impact on the Fund. Investments in depositary receipts may be less liquid and more volatile than the underlying shares in their primary trading market.

**Emerging Markets Risk:** Risks of investing in emerging markets include, among others, greater political and economic instability, greater volatility in currency exchange rates, less developed securities markets, possible trade barriers, currency transfer restrictions, a more limited number of potential buyers and issuers, an emerging market country's dependence on revenue from particular commodities or international aid, less governmental supervision and regulation, unavailability of currency hedging techniques, differences in auditing and financial reporting standards, and less developed legal systems. There is also the potential for unfavorable action such as expropriation, nationalization, embargo, and acts of war. The securities of emerging market companies may trade less frequently and in smaller volumes than more widely held securities. Market disruptions or substantial market corrections may limit very significantly the liquidity of securities of certain companies in a particular country or geographic region, or of all companies in the country or region. The Fund may be unable to liquidate its positions in such securities at any time, or at a favorable price, in order to meet the Fund's obligations. These risks are generally greater for investments in frontier market countries, which typically have smaller economies or less developed capital markets than traditional emerging market countries.

**Low Volatility Risk:** Although subject to the risks of common stocks, low volatility stocks are seen as having a lower risk profile than the overall markets. However, a portfolio comprised of low volatility stocks may not produce investment exposure that has lower variability to changes in such stocks' price levels. Low volatility stocks are likely to underperform the broader market during periods of rapidly rising stock prices.

**Quality Risk:** A "quality" style of investing emphasizes companies with high returns on equity, stable earnings per share growth, and low financial leverage. This style of investing is subject to the risk that the past performance of these companies does not continue or that the returns on "quality" equity securities are less than returns on other styles of investing or the overall stock market.

**Value Stock Risk:** A "value" style of investing is subject to the risk that the returns on "value" equity securities are less than returns on other styles of investing or the overall stock market. Value stocks present the risk that they may decline in price or never reach their expected full market value because the market fails to recognize a stock's intrinsic worth.

**Fluctuation of Net Asset Value, Share Premiums and Discounts Risk:** As with all exchange-traded funds, Fund Shares may be bought and sold in the secondary market at market prices. The trading prices of Fund Shares in the secondary market may differ from the Fund's daily net asset value per share and there may be times when the market price of the shares is more than the net asset value per share (premium) or less than the net asset value per share (discount). This risk is heightened in times of market volatility or periods of steep market declines.

**Currency Risk:** The value of the Fund's assets may be affected favorably or unfavorably by currency exchange rates, currency exchange control regulations, and delays, restrictions or prohibitions on the repatriation of foreign currencies. Foreign currency exchange rates may have significant volatility, and changes in the values of foreign currencies against the U.S. dollar may result in substantial declines in the values of the Fund's assets denominated in foreign currencies.

**Depositary Receipts Risk:** Investments in depositary receipts may be less liquid and more volatile than the underlying securities in their primary trading market. If a depositary receipt is denominated in a different currency than its underlying securities, the Fund will be subject to the currency risk of both the investment in the depositary receipt and the underlying security. Holders of depositary receipts may have limited or no rights to take action with respect to the underlying securities or to compel the issuer of the receipts to take action. The prices of depositary receipts may differ from the prices of securities upon which they are based. To the extent the Fund invests in depositary receipts based on securities included in the Index, such differences in prices may increase index tracking risk.

**Financial Sector Risk:** Financial services companies are subject to extensive governmental regulation, which may limit both the amounts and types of loans and other financial commitments they can make, the interest rates and fees they can charge, the scope of their activities, the prices they can charge and the amount of capital they must maintain. Profitability is largely dependent on the availability and cost of capital funds and can fluctuate significantly when interest rates change or due to increased competition. In addition, deterioration of the credit markets generally may cause an adverse impact in a broad range of markets, including U.S. and international credit and interbank money markets generally, thereby affecting a wide range of financial institutions and markets. Certain events in the financial sector may cause an unusually high degree of volatility in the financial markets, both domestic and foreign, and cause certain financial services companies to incur large losses. Securities of financial services companies may experience a dramatic decline in value when such companies experience substantial declines in the valuations of their assets, take action to raise capital (such as the issuance of debt or equity securities), or cease operations. Credit losses resulting from financial difficulties of borrowers and financial losses associated with investment activities can negatively impact the sector. Insurance companies may be subject to severe price competition. Adverse economic, business or political developments could adversely affect financial institutions engaged in mortgage finance or other lending or investing activities directly or indirectly connected to the value of real estate.

**Futures Contract Risk:** A futures contract is a standardized agreement that calls for the purchase or sale of a specific asset at a specific price at a specific future time, or cash settlement of the terms of the contract. Transactions in futures contracts can create investment leverage and may have significant volatility. It is possible that a futures contract transaction will result in a much greater loss than the principal amount invested, and the Fund may not be able to close out the futures contract at a favorable time or price. There is no assurance that a liquid secondary market on an exchange will exist for any particular futures contract. In the event no such market exists, it might not be possible to effect closing transactions, and the Fund will be unable to terminate its exposure to the futures contract. There is also a risk of imperfect correlation between movements in the prices of the futures contract and movements in the price of the underlying assets. The counterparty to a futures contract may be unable or unwilling to make timely settlement payments, return the Fund's margin, or otherwise honor its obligations.

**Geographic Focus Risk:** The performance of a fund that is less diversified across countries or geographic regions will be closely tied to market, currency, economic, political, environmental, or regulatory conditions and developments in the countries or regions in which the fund invests, and may be more volatile than the performance of a more geographically-diversified fund.

**China:** The Chinese economy is generally considered an emerging market and can be significantly affected by economic and political conditions and policy in China and surrounding Asian countries. A relatively small number of Chinese companies represent a large portion of China's total market and thus may be more sensitive to adverse political or economic circumstances and market movements. The economy of China differs, often unfavorably, from the U.S. economy in such respects as structure, general development, government involvement, wealth distribution, rate of inflation, growth rate, allocation of resources and capital reinvestment, among others. Under China's political and economic system, the central government has historically exercised substantial control over virtually every sector of the Chinese economy through administrative regulation and/or state ownership. The Chinese government may intervene or seek to control the operations, structure, or ownership of Chinese companies, including with respect to foreign investors of such companies. In addition, expropriation, including nationalization, confiscatory taxation, political, economic or social instability or other developments could adversely affect and significantly diminish the values of the Chinese companies in which the Fund invests. International trade tensions may arise from time to time which can result in trade tariffs, embargoes, trade limitations, trade wars and other negative consequences. These consequences may trigger a reduction in international trade, the oversupply of certain manufactured goods, substantial price reductions of goods and possible failure of individual companies and/or large segments of China's export industry with a potentially severe negative impact to the Fund. The Fund may invest in shares of Chinese companies traded on stock markets in Mainland China or Hong Kong. These stock markets have recently experienced high levels of volatility, which may continue in the future. The Hong Kong stock market may behave differently from the Mainland China stock market and there may be little to no correlation between the performance of the Hong Kong stock market and the Mainland China stock market.

**India:** The securities markets in India are comparatively underdeveloped and may subject the Fund to greater uncertainty than investments in more developed securities markets. Investments in Indian issuers may involve greater potential for loss than investments in securities of issuers in developed countries. In comparison to the United States and other developed countries, investments in Indian issuers may be susceptible to greater

political and legal uncertainty, government control over the economy, and currency fluctuations. Further, the Indian economy may be based on only a few industries and may be heavily dependent upon trading with key partners. Investing in India involves risk of loss due to expropriation, nationalization, confiscation of assets and property or the abrupt imposition of restrictions on foreign investments and repatriation of capital already invested. Additionally, ethnic and religious tensions could result in economic or social instability in India.

**Indexing Strategy/Index Tracking Risk:** The Fund is managed with an indexing investment strategy, attempting to track the performance of an unmanaged index of securities, regardless of the current or projected performance of the Index or of the actual securities comprising the Index. This differs from an actively-managed fund, which typically seeks to outperform a benchmark index. As a result, the Fund's performance may be less favorable than that of a portfolio managed using an active investment strategy. The structure and composition of the Index will affect the performance, volatility, and risk of the Index and, consequently, the performance, volatility, and risk of the Fund. Errors in index data, index computations or the construction of the Index in accordance with its methodology may occur from time to time and may not be identified and corrected by the Index Provider for a period of time or at all, which may have an adverse impact on the Fund and its shareholders. To the extent circumstances evolve in between reconstitutions, the Index may include, and the Fund may therefore hold for a period of time, securities of companies that do not align with the Index's objective and/or criteria. When there are changes made to the component securities of the Index and the Fund in turn makes similar changes to its portfolio, any transaction costs and market exposure arising from such portfolio changes will be borne directly by the Fund and its shareholders. The Fund may recognize gains as a result of rebalancing or reconstituting its securities holdings to reflect changes in the securities included in the Index. The Fund also may be required to distribute any such gains to its shareholders to avoid adverse federal income tax consequences. While the Adviser seeks to track the performance of the Index (*i.e.*, achieve a high degree of correlation with the Index), the Fund's return may not match the return of the Index. The Fund incurs a number of operating expenses not applicable to the Index, and incurs costs in buying and selling securities. In addition, the Fund may not be fully invested at times, generally as a result of cash flows into or out of the Fund or reserves of cash held by the Fund to meet redemptions. The Adviser may attempt to track the Index return by investing in fewer than all of the securities in the Index, or in some securities not included in the Index, potentially increasing the risk of divergence between the Fund's return and that of the Index.

**Large-Capitalization Securities Risk:** Returns on investments in securities of large companies could trail the returns on investments in securities of smaller and mid-sized companies. Larger companies may be unable to respond as quickly as smaller and mid-sized companies to competitive challenges or to changes in business, product, financial, or other market conditions. Larger companies may not be able to maintain growth at the high rates that may be achieved by well-managed smaller and mid-sized companies.

**Liquidity Risk:** Lack of a ready market, stressed market conditions, or restrictions on resale may limit the ability of the Fund to sell a security at an advantageous time or price or at all. Illiquid investments may trade at a discount from comparable, more liquid investments and may be subject to wide fluctuations in market value. If the liquidity of the Fund's holdings deteriorates, it may lead to differences between the market price of Fund Shares and the net asset value of Fund Shares, and could result in the Fund Shares being less liquid. Illiquidity of the Fund's holdings may also limit the ability of the Fund to obtain cash to meet redemptions on a timely basis. In addition, the Fund, due to limitations on investments in any illiquid investments and/or the difficulty in purchasing and selling such investments, may be unable to achieve its desired level of exposure to a certain market or sector.

**Mid-Capitalization Securities Risk:** The securities of mid-capitalization companies may be more volatile and may involve more risk than the securities of larger companies. These companies may have limited product lines, markets or financial resources, may lack the competitive strength of larger companies, and may depend on a few key employees. In addition, these companies may have been recently organized and may have little or no track record of success. The securities of mid-sized companies may trade less frequently and in smaller volumes than more widely held securities. Some securities of mid-sized issuers may be illiquid or may be restricted as to resale, and their values may be volatile.

**Non-Diversification Risk:** To the extent the Fund becomes "non-diversified," the Fund may hold a smaller number of portfolio securities than many other funds. To the extent the Fund invests in a relatively small number of issuers, a decline in the market value of a particular security held by the Fund may affect its value more than if it invested in a larger number of issuers. The value of Fund Shares may be more volatile than the values of shares of more diversified funds. The Fund may become non-diversified for periods of time solely as a result of tracking the Index (e.g., changes in weightings of one or more component securities).

**Risks of Investing in China A Shares:** The A Shares market is volatile with a risk of suspension of trading in a particular security or multiple securities or government intervention. Securities in the A Shares market may be suspended from trading without an indication of how long the suspension will last, which may impair the liquidity of such securities and may impact the ability of the Fund to track its Index. The Chinese securities markets are emerging markets characterized by relatively low trading volume, resulting in substantially less liquidity and greater price volatility. Liquidity risks may be more pronounced for the A Shares market than for other more developed securities markets generally because the A Shares market is subject to greater government restrictions and control, including trading suspensions. China A Shares are only available to non-mainland China investors (i) through certain foreign institutional investors that have obtained a license from the Chinese regulators or (ii) through the Hong Kong-Shanghai Stock Connect or Shenzhen-Hong Kong Stock Connect programs (“Stock Connect”). The Fund may invest in China A Shares through the Adviser, who is licensed as a Renminbi Qualified Foreign Institutional Investor (“RQFII”) from the China Securities Regulatory Commission. The Adviser’s failure to, among other things, observe Chinese regulations could lead to adverse consequences, including the requirement that the Fund dispose of its A Shares holdings. The Fund may also invest in China A Shares through Stock Connect. Trading through Stock Connect is subject to a number of restrictions that may affect the Fund’s investments and returns, including daily quotas that limit the maximum daily net purchases on any particular day.

**Technology Sector Risk:** Market or economic factors impacting technology companies and companies that rely heavily on technological advances could have a major effect on the value of the Fund’s investments. The value of stocks of technology companies and companies that rely heavily on technology is particularly vulnerable to rapid changes in technology product cycles, rapid product obsolescence, government regulation and competition, both domestically and internationally, including competition from foreign competitors with lower production costs. Stocks of technology companies and companies that rely heavily on technology, especially those of smaller, less-seasoned companies, tend to be more volatile than the overall market. Technology companies are heavily dependent on patent and intellectual property rights, the loss or impairment of which may adversely affect profitability. Additionally, companies in the technology sector may face dramatic and often unpredictable changes in growth rates and competition for the services of qualified personnel.

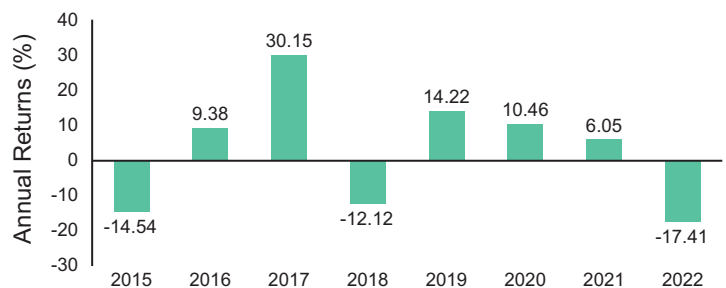
**Unconstrained Sector Risk:** The Fund may invest a substantial portion of its assets within one or more economic sectors or industries, which may change from time to time. Greater investment focus on one or more sectors or industries increases the potential for volatility and the risk that events negatively affecting such sectors or industries could reduce returns, potentially causing the value of the Fund’s shares to decrease, perhaps significantly.

**Valuation Risk:** Some portfolio holdings, potentially a large portion of the Fund’s investment portfolio, may be valued on the basis of factors other than market quotations. This may occur more often in times of market turmoil or reduced liquidity. There are multiple methods that can be used to value a portfolio holding when market quotations are not readily available. The value established for any portfolio holding at a point in time might differ from what would be produced using a different methodology or if it had been priced using market quotations. Portfolio holdings that are valued using techniques other than market quotations, including “fair valued” securities, may be subject to greater fluctuation in their valuations from one day to the next than if market quotations were used. In addition, there is no assurance that the Fund could sell or close out a portfolio position for the value established for it at any time, and it is possible that the Fund would incur a loss because a portfolio position is sold or closed out at a discount to the valuation established by the Fund at that time.

**FUND PERFORMANCE**

The following bar chart and table provide an indication of the risks of investing in the Fund by showing changes in the Fund’s performance from year to year and by showing how the Fund’s average annual returns for certain time periods compare with the average annual returns of the Index and of a relevant broad-based securities index. The Fund’s past performance (before and after taxes) is not necessarily an indication of how the Fund will perform in the future. Updated performance information is available by calling 1-866-787-2257 or visiting our website at <https://www.ssga.com/spdrs>.

**ANNUAL TOTAL RETURNS** (years ended 12/31)



Highest Quarterly Return: 17.74% (Q4, 2020)

Lowest Quarterly Return: -22.87% (Q1, 2020)



**AVERAGE ANNUAL TOTAL RETURNS** (for periods ended 12/31/22)

The after-tax returns presented in the table below are calculated using highest historical individual federal marginal income tax rates and do not reflect the impact of state and local taxes. Your actual after-tax returns will depend on your specific tax situation and may differ from those shown below. After-tax returns are not relevant to investors who hold Fund Shares through tax-advantaged arrangements, such as 401(k) plans or individual retirement accounts. The returns after taxes can exceed the returns before taxes or the Index returns due to the application of foreign tax credits and/or an assumed tax benefit for a shareholder from realizing a capital loss on a sale of Fund Shares.

	One Year	Five Years	Since Inception (6/4/14)
Return Before Taxes	-17.41%	-0.58%	1.34%
Return After Taxes on Distributions	-17.66%	-0.97%	0.88%
Return After Taxes on Distributions and Sale of Fund Shares	-9.25%	-0.13%	1.18%
MSCI Emerging Markets Factor Mix A-Series Index (reflects no deduction for fees, expenses or taxes other than withholding taxes on reinvested dividends)	-17.18%	-0.05%	1.98%
MSCI ACWI ex USA Index (reflects no deduction for fees, expenses or taxes other than withholding taxes on reinvested dividends)	-16.00%	0.88%	2.26%

**PORTFOLIO MANAGEMENT****INVESTMENT ADVISER**

SSGA FM serves as the investment adviser to the Fund.

**PORTFOLIO MANAGERS**

The professionals primarily responsible for the day-to-day management of the Fund are Michael Feehily, Karl Schneider and John Law.

Michael Feehily, CFA, is a Senior Managing Director of the Adviser and the Head of Global Equity Beta Solutions in the Americas. He worked at the Adviser from 1997 to 2006 and rejoined in 2010. Effective March 1, 2023, Mr. Feehily will no longer serve as a portfolio manager of the Fund.

Karl Schneider, CAIA, is a Managing Director of the Adviser and Deputy Head of Global Equity Beta Solutions in the Americas. He joined the Adviser in 1997.

John Law, CFA, is a Vice President of the Adviser and a Senior Portfolio Manager in the Global Equity Beta Solutions Group. He joined the Adviser in 2016.

**PURCHASE AND SALE INFORMATION**

The Fund will issue (or redeem) Fund Shares to certain institutional investors (typically market makers or other broker-dealers) only in large blocks of Fund Shares known as "Creation Units." Creation Unit transactions are conducted in exchange for the deposit or delivery of a designated portfolio of in-kind securities and/or cash.

Individual Fund Shares may only be purchased and sold on the NYSE Arca, Inc., other national securities exchanges, electronic crossing networks and other alternative trading systems through your broker-dealer at market prices. Because Fund Shares trade at market prices rather than at net asset value ("NAV"), Fund Shares may trade at a price greater than NAV (premium) or less than NAV (discount). When buying or selling Fund Shares in the secondary market, you may incur costs attributable to the difference between the highest price a buyer is willing to pay to purchase Fund Shares (bid) and the lowest price a seller is willing to accept for Fund Shares (ask) (the "bid-ask spread"). Recent information regarding the Fund's NAV, market price, premiums and discounts, and bid-ask spreads is available at <https://www.ssga.com/spdrs>.

**TAX INFORMATION**

The Fund's distributions are expected to be taxed as ordinary income, qualified dividend income and/or capital gains, unless you are investing through a tax-advantaged arrangement, such as a 401(k) plan or individual retirement account. Any withdrawals made from a tax-advantaged arrangement may be taxable to you.

**PAYMENTS TO BROKER-DEALERS AND OTHER FINANCIAL INTERMEDIARIES**

If you purchase Fund Shares through a broker-dealer or other financial intermediary (such as a bank), the Adviser or its affiliates may pay the financial intermediary for certain activities related to the Fund, including educational training programs, conferences, the development of technology platforms and reporting systems, or other services related to



the sale or promotion of the Fund. These payments may create a conflict of interest by influencing the broker-dealer or other intermediary and your salesperson to recommend the Fund over another investment. Ask your salesperson or visit your financial intermediary's website for more information.

# SPDR® MSCI World StrategicFactors<sup>SM</sup> ETF

## INVESTMENT OBJECTIVE

The SPDR MSCI World StrategicFactors<sup>SM</sup> ETF (the “Fund”) seeks to provide investment results that, before fees and expenses, correspond generally to the total return performance of an index based upon the developed equity markets of the world.

## FEES AND EXPENSES OF THE FUND

The table below describes the fees and expenses that you may pay if you buy, hold and sell shares of the Fund (“Fund Shares”). **You may pay other fees, such as brokerage commissions and other fees to financial intermediaries, which are not reflected in the table and Example below.**

**ANNUAL FUND OPERATING EXPENSES** (expenses that you pay each year as a percentage of the value of your investment):

Management fees	0.30%
Distribution and service (12b-1) fees	None
Other expenses	0.00%
<b>Total annual Fund operating expenses</b>	<b>0.30%</b>

## EXAMPLE:

This Example is intended to help you compare the cost of investing in the Fund with the cost of investing in other funds. The Example assumes that you invest \$10,000 in the Fund for the time periods indicated, and then sell or hold all of your Fund Shares at the end of those periods. The Example also assumes that your investment has a 5% return each year and that the Fund’s operating expenses remain the same. Although your actual costs may be higher or lower, based on these assumptions your costs would be:

Year 1	Year 3	Year 5	Year 10
\$31	\$97	\$169	\$381

## PORTFOLIO TURNOVER:

The Fund pays transaction costs, such as commissions, when it buys and sells securities (or “turns over” its portfolio). A higher portfolio turnover rate may indicate higher transaction costs and may result in higher taxes when Fund Shares are held in a taxable account. These costs, which are not reflected in Annual Fund Operating Expenses or in the Example, affect the Fund’s performance. During the most recent fiscal year, the Fund’s portfolio turnover rate was 13% of the average value of its portfolio.

## THE FUND’S PRINCIPAL INVESTMENT STRATEGY

In seeking to track the performance of the MSCI World Factor Mix A-Series Index (the “Index”), the Fund employs a sampling strategy, which means that the Fund is not required to purchase all of the securities represented in the Index. Instead, the Fund may purchase a subset of the securities in the Index in an effort to hold a portfolio of securities with generally the same risk and return characteristics of the Index. The quantity of holdings in the Fund will be based on a number of factors, including asset size of the Fund. Based on its analysis of these factors, SSGA Funds Management, Inc. (“SSGA FM” or the “Adviser”), the investment adviser to the Fund, either may invest the Fund’s assets in a subset of securities in the Index or may invest the Fund’s assets in substantially all of the securities represented in the Index in approximately the same proportions as the Index, as determined by the Adviser to be in the best interest of the Fund in pursuing its objective. The Fund is classified as “diversified” under the Investment Company Act of 1940, as amended; however, the Fund may become “non-diversified” solely as a result of tracking the Index (e.g., changes in weightings of one or more component securities). When the Fund is non-diversified, it may invest a relatively high percentage of its assets in a limited number of issuers.

Under normal market conditions, the Fund generally invests substantially all, but at least 80%, of its total assets in the securities comprising the Index and in depositary receipts (including American Depositary Receipts (“ADRs”) or Global Depositary Receipts (“GDRs”)) based on securities comprising the Index. In addition, in seeking to track the Index, the Fund may invest in equity securities that are not included in the Index (including common stock, preferred stock, depositary receipts and shares of other investment companies), cash and cash equivalents or money market

instruments, such as repurchase agreements and money market funds (including money market funds advised by the Adviser). In seeking to track the Index, the Fund's assets may be concentrated in an industry or group of industries, but only to the extent that the Index concentrates in a particular industry or group of industries. Futures contracts (a type of derivative instrument) may be used by the Fund in seeking performance that corresponds to the Index and in managing cash flows.

The Index captures large- and mid-cap representation across 23 developed countries and aims to represent the performance of value, low volatility, and quality factor strategies. The Index is an equal weighted combination of the following three MSCI Factor Indices in a single composite index: the MSCI World Value Weighted Index, the MSCI World Minimum Volatility Index, and the MSCI World Quality Index (each, a "Component Index"). The MSCI World Value Weighted Index includes large- and mid-cap stocks across developed markets countries, weighted to emphasize stocks with lower valuations. The MSCI World Minimum Volatility Index aims to reflect the performance characteristics of a minimum variance strategy applied to the large- and mid-cap equity universe across developed markets countries, weighted for exposure to the lowest absolute risk within a given set of restraints. The MSCI World Quality Index includes large- and mid-cap stocks across developed markets countries, weighted to emphasize companies with historically high return on equity, stable year-over-year earnings per share growth, and low financial leverage. Each Component Index is attributed equal weight (1/3) at each rebalancing. All constituents of each Component Index are included in the Index. The weight of each security in the Index is determined based on 1) the security's weight in each underlying Component Index; and 2) the weight of each underlying Component Index in the Index. The Index is rebalanced semi-annually, usually as of the close of the last business day of May and November, coinciding with the semi-annual index reviews of each Component Index. As of November 30, 2022, a significant portion of the Fund comprised companies in the technology and health care sectors, although this may change from time to time. As of November 30, 2022, countries represented in the Fund included Australia, Austria, Belgium, Canada, Denmark, Finland, France, Germany, Hong Kong, Ireland, Israel, Italy, Japan, the Netherlands, New Zealand, Norway, Portugal, Singapore, Spain, Sweden, Switzerland, the United Kingdom and the United States. As of November 30, 2022, a significant portion of the Fund comprised companies located in the United States, although this may change from time to time. As of November 30, 2022, the Index comprised 1,506 securities.

The Index is sponsored by MSCI, Inc. (the "Index Provider"), which is not affiliated with the Fund or the Adviser. The Index Provider determines the composition of the Index, relative weightings of the securities in the Index and publishes information regarding the market value of the Index.

## **PRINCIPAL RISKS OF INVESTING IN THE FUND**

As with all investments, there are certain risks of investing in the Fund. Fund Shares will change in value, and you could lose money by investing in the Fund. An investment in the Fund is not insured or guaranteed by the Federal Deposit Insurance Corporation or any other government agency.

**Market Risk:** The Fund's investments are subject to changes in general economic conditions, general market fluctuations and the risks inherent in investment in securities markets. Investment markets can be volatile and prices of investments can change substantially due to various factors including, but not limited to, economic growth or recession, changes in interest rates, inflation, changes in the actual or perceived creditworthiness of issuers, and general market liquidity. The Fund is subject to the risk that geopolitical events will disrupt securities markets and adversely affect global economies and markets. Local, regional or global events such as war, military conflicts, acts of terrorism, natural disasters, the spread of infectious illness or other public health issues, or other events could have a significant impact on the Fund and its investments.

**Equity Investing Risk:** The market prices of equity securities owned by the Fund may go up or down, sometimes rapidly or unpredictably. The value of a security may decline for a number of reasons that may directly relate to the issuer and also may decline due to general industry or market conditions that are not specifically related to a particular company. In addition, equity markets tend to move in cycles, which may cause stock prices to fall over short or extended periods of time.

**Non-U.S. Securities Risk:** Non-U.S. securities (including depositary receipts) are subject to political, regulatory, and economic risks not present in domestic investments. There may be less information publicly available about a non-U.S. entity than about a U.S. entity, and many non-U.S. entities are not subject to accounting, auditing, legal and financial report standards comparable to those in the United States. Further, such entities and/or their securities may be subject to risks associated with currency controls; expropriation; changes in tax policy; greater market volatility; differing securities market structures; higher transaction costs; and various administrative difficulties, such as delays in clearing and settling portfolio transactions or in receiving payment of dividends. To the extent underlying securities held by the Fund trade on foreign exchanges that are closed when the exchange on which the Fund's shares trade is open, there may be deviations between the current price of an underlying

security and the last quoted price for the underlying security on the closed foreign market. These deviations could result in the Fund experiencing premiums or discounts greater than those of ETFs that invest in domestic securities. Securities traded on foreign markets may be less liquid (harder to sell) than securities traded domestically. Foreign governments may impose restrictions on the repatriation of capital to the U.S. In addition, to the extent that the Fund buys securities denominated in a foreign currency, there are special risks such as changes in currency exchange rates and the risk that a foreign government could regulate foreign exchange transactions. In addition, to the extent investments are made in a limited number of countries, events in those countries will have a more significant impact on the Fund. Investments in depositary receipts may be less liquid and more volatile than the underlying shares in their primary trading market.

**Low Volatility Risk:** Although subject to the risks of common stocks, low volatility stocks are seen as having a lower risk profile than the overall markets. However, a portfolio comprised of low volatility stocks may not produce investment exposure that has lower variability to changes in such stocks' price levels. Low volatility stocks are likely to underperform the broader market during periods of rapidly rising stock prices.

**Quality Risk:** A "quality" style of investing emphasizes companies with high returns on equity, stable earnings per share growth, and low financial leverage. This style of investing is subject to the risk that the past performance of these companies does not continue or that the returns on "quality" equity securities are less than returns on other styles of investing or the overall stock market.

**Value Stock Risk:** A "value" style of investing is subject to the risk that the returns on "value" equity securities are less than returns on other styles of investing or the overall stock market. Value stocks present the risk that they may decline in price or never reach their expected full market value because the market fails to recognize a stock's intrinsic worth.

**Fluctuation of Net Asset Value, Share Premiums and Discounts Risk:** As with all exchange-traded funds, Fund Shares may be bought and sold in the secondary market at market prices. The trading prices of Fund Shares in the secondary market may differ from the Fund's daily net asset value per share and there may be times when the market price of the shares is more than the net asset value per share (premium) or less than the net asset value per share (discount). This risk is heightened in times of market volatility or periods of steep market declines.

**Currency Risk:** The value of the Fund's assets may be affected favorably or unfavorably by currency exchange rates, currency exchange control regulations, and delays, restrictions or prohibitions on the repatriation of foreign currencies. Foreign currency exchange rates may have significant volatility, and changes in the values of foreign currencies against the U.S. dollar may result in substantial declines in the values of the Fund's assets denominated in foreign currencies.

**Depositary Receipts Risk:** Investments in depositary receipts may be less liquid and more volatile than the underlying securities in their primary trading market. If a depositary receipt is denominated in a different currency than its underlying securities, the Fund will be subject to the currency risk of both the investment in the depositary receipt and the underlying security. Holders of depositary receipts may have limited or no rights to take action with respect to the underlying securities or to compel the issuer of the receipts to take action. The prices of depositary receipts may differ from the prices of securities upon which they are based. To the extent the Fund invests in depositary receipts based on securities included in the Index, such differences in prices may increase index tracking risk.

**Futures Contract Risk:** A futures contract is a standardized agreement that calls for the purchase or sale of a specific asset at a specific price at a specific future time, or cash settlement of the terms of the contract. Transactions in futures contracts can create investment leverage and may have significant volatility. It is possible that a futures contract transaction will result in a much greater loss than the principal amount invested, and the Fund may not be able to close out the futures contract at a favorable time or price. There is no assurance that a liquid secondary market on an exchange will exist for any particular futures contract. In the event no such market exists, it might not be possible to effect closing transactions, and the Fund will be unable to terminate its exposure to the futures contract. There is also a risk of imperfect correlation between movements in the prices of the futures contract and movements in the price of the underlying assets. The counterparty to a futures contract may be unable or unwilling to make timely settlement payments, return the Fund's margin, or otherwise honor its obligations.

**Geographic Focus Risk:** The performance of a fund that is less diversified across countries or geographic regions will be closely tied to market, currency, economic, political, environmental, or regulatory conditions and developments in the countries or regions in which the fund invests, and may be more volatile than the performance of a more geographically-diversified fund.

**Health Care Sector Risk:** Companies in the health care sector are subject to extensive government regulation and their profitability can be significantly affected by restrictions on government reimbursement for medical expenses, rising costs of medical products and services, pricing pressure (including price discounting), limited product lines and an increased emphasis on the delivery of healthcare through outpatient services. Companies in the health care sector are heavily dependent on obtaining and defending patents, which may be time consuming and costly, and the expiration of patents may also adversely affect the profitability of these companies. Health care companies are also subject to extensive litigation based on product liability and similar claims. In addition, their products can become obsolete due to industry innovation, changes in technologies or other market developments. Many new products in the health care sector require significant research and development and may be subject to regulatory approvals, all of which may be time consuming and costly with no guarantee that any product will come to market.

**Indexing Strategy/Index Tracking Risk:** The Fund is managed with an indexing investment strategy, attempting to track the performance of an unmanaged index of securities, regardless of the current or projected performance of the Index or of the actual securities comprising the Index. This differs from an actively-managed fund, which typically seeks to outperform a benchmark index. As a result, the Fund's performance may be less favorable than that of a portfolio managed using an active investment strategy. The structure and composition of the Index will affect the performance, volatility, and risk of the Index and, consequently, the performance, volatility, and risk of the Fund. Errors in index data, index computations or the construction of the Index in accordance with its methodology may occur from time to time and may not be identified and corrected by the Index Provider for a period of time or at all, which may have an adverse impact on the Fund and its shareholders. To the extent circumstances evolve in between reconstitutions, the Index may include, and the Fund may therefore hold for a period of time, securities of companies that do not align with the Index's objective and/or criteria. When there are changes made to the component securities of the Index and the Fund in turn makes similar changes to its portfolio, any transaction costs and market exposure arising from such portfolio changes will be borne directly by the Fund and its shareholders. The Fund may recognize gains as a result of rebalancing or reconstituting its securities holdings to reflect changes in the securities included in the Index. The Fund also may be required to distribute any such gains to its shareholders to avoid adverse federal income tax consequences. While the Adviser seeks to track the performance of the Index (*i.e.*, achieve a high degree of correlation with the Index), the Fund's return may not match the return of the Index. The Fund incurs a number of operating expenses not applicable to the Index, and incurs costs in buying and selling securities. In addition, the Fund may not be fully invested at times, generally as a result of cash flows into or out of the Fund or reserves of cash held by the Fund to meet redemptions. The Adviser may attempt to track the Index return by investing in fewer than all of the securities in the Index, or in some securities not included in the Index, potentially increasing the risk of divergence between the Fund's return and that of the Index.

**Large-Capitalization Securities Risk:** Returns on investments in securities of large companies could trail the returns on investments in securities of smaller and mid-sized companies. Larger companies may be unable to respond as quickly as smaller and mid-sized companies to competitive challenges or to changes in business, product, financial, or other market conditions. Larger companies may not be able to maintain growth at the high rates that may be achieved by well-managed smaller and mid-sized companies.

**Mid-Capitalization Securities Risk:** The securities of mid-capitalization companies may be more volatile and may involve more risk than the securities of larger companies. These companies may have limited product lines, markets or financial resources, may lack the competitive strength of larger companies, and may depend on a few key employees. In addition, these companies may have been recently organized and may have little or no track record of success. The securities of mid-sized companies may trade less frequently and in smaller volumes than more widely held securities. Some securities of mid-sized issuers may be illiquid or may be restricted as to resale, and their values may be volatile.

**Non-Diversification Risk:** To the extent the Fund becomes "non-diversified," the Fund may hold a smaller number of portfolio securities than many other funds. To the extent the Fund invests in a relatively small number of issuers, a decline in the market value of a particular security held by the Fund may affect its value more than if it invested in a larger number of issuers. The value of Fund Shares may be more volatile than the values of shares of more diversified funds. The Fund may become non-diversified for periods of time solely as a result of tracking the Index (e.g., changes in weightings of one or more component securities).



**Technology Sector Risk:** Market or economic factors impacting technology companies and companies that rely heavily on technological advances could have a major effect on the value of the Fund's investments. The value of stocks of technology companies and companies that rely heavily on technology is particularly vulnerable to rapid changes in technology product cycles, rapid product obsolescence, government regulation and competition, both domestically and internationally, including competition from foreign competitors with lower production costs. Stocks of technology companies and companies that rely heavily on technology, especially those of smaller, less-seasoned companies, tend to be more volatile than the overall market. Technology companies are heavily dependent on patent and intellectual property rights, the loss or impairment of which may adversely affect profitability. Additionally, companies in the technology sector may face dramatic and often unpredictable changes in growth rates and competition for the services of qualified personnel.

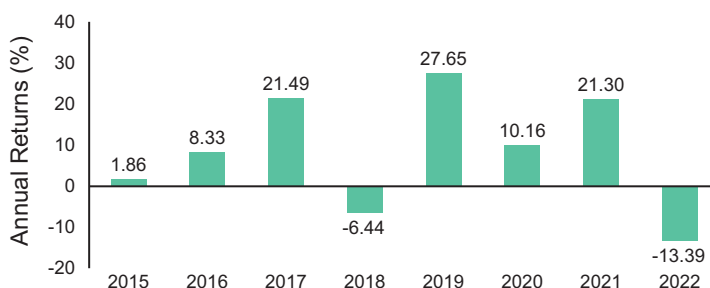
**Unconstrained Sector Risk:** The Fund may invest a substantial portion of its assets within one or more economic sectors or industries, which may change from time to time. Greater investment focus on one or more sectors or industries increases the potential for volatility and the risk that events negatively affecting such sectors or industries could reduce returns, potentially causing the value of the Fund's shares to decrease, perhaps significantly.

**Valuation Risk:** Some portfolio holdings, potentially a large portion of the Fund's investment portfolio, may be valued on the basis of factors other than market quotations. This may occur more often in times of market turmoil or reduced liquidity. There are multiple methods that can be used to value a portfolio holding when market quotations are not readily available. The value established for any portfolio holding at a point in time might differ from what would be produced using a different methodology or if it had been priced using market quotations. Portfolio holdings that are valued using techniques other than market quotations, including "fair valued" securities, may be subject to greater fluctuation in their valuations from one day to the next than if market quotations were used. In addition, there is no assurance that the Fund could sell or close out a portfolio position for the value established for it at any time, and it is possible that the Fund would incur a loss because a portfolio position is sold or closed out at a discount to the valuation established by the Fund at that time.

## FUND PERFORMANCE

The following bar chart and table provide an indication of the risks of investing in the Fund by showing changes in the Fund's performance from year to year and by showing how the Fund's average annual returns for certain time periods compare with the average annual returns of the Index and of a relevant broad-based securities index. The Fund's past performance (before and after taxes) is not necessarily an indication of how the Fund will perform in the future. Updated performance information is available by calling 1-866-787-2257 or visiting our website at <https://www.ssga.com/spdrs>.

**ANNUAL TOTAL RETURNS** (years ended 12/31)



Highest Quarterly Return: 14.97% (Q2, 2020)

Lowest Quarterly Return: -19.00% (Q1, 2020)

## AVERAGE ANNUAL TOTAL RETURNS

 (for periods ended 12/31/22)

The after-tax returns presented in the table below are calculated using highest historical individual federal marginal income tax rates and do not reflect the impact of state and local taxes. Your actual after-tax returns will depend on your specific tax situation and may differ from those shown below. After-tax returns are not relevant to investors who hold Fund Shares through tax-advantaged arrangements, such as 401(k) plans or individual retirement accounts. The returns after taxes can exceed the returns before taxes or the Index returns due to the application of foreign tax credits and/or an assumed tax benefit for a shareholder from realizing a capital loss on a sale of Fund Shares.

	One Year	Five Years	Since Inception (6/4/14)
Return Before Taxes	-13.39%	6.69%	7.76%
Return After Taxes on Distributions	-13.82%	6.15%	7.14%
Return After Taxes on Distributions and Sale of Fund Shares	-7.66%	5.18%	6.11%
MSCI World Factor Mix A-Series Index (reflects no deduction for fees, expenses or taxes other than withholding taxes on reinvested dividends)	-13.76%	6.56%	7.60%
MSCI ACWI ex USA Index (reflects no deduction for fees, expenses or taxes other than withholding taxes on reinvested dividends)	-16.00%	0.88%	2.26%

## **PORTFOLIO MANAGEMENT**

### **INVESTMENT ADVISER**

SSGA FM serves as the investment adviser to the Fund.

### **PORTFOLIO MANAGERS**

The professionals primarily responsible for the day-to-day management of the Fund are Michael Feehily, Karl Schneider and Juan Acevedo.

Michael Feehily, CFA, is a Senior Managing Director of the Adviser and the Head of Global Equity Beta Solutions in the Americas. He worked at the Adviser from 1997 to 2006 and rejoined in 2010. Effective March 1, 2023, Mr. Feehily will no longer serve as a portfolio manager of the Fund.

Karl Schneider, CAIA, is a Managing Director of the Adviser and Deputy Head of Global Equity Beta Solutions in the Americas. He joined the Adviser in 1997.

Juan Acevedo is a Vice President of the Adviser and a Senior Portfolio Manager in the Global Equity Beta Solutions Group. He joined the Adviser in 2000.

### **PURCHASE AND SALE INFORMATION**

The Fund will issue (or redeem) Fund Shares to certain institutional investors (typically market makers or other broker-dealers) only in large blocks of Fund Shares known as "Creation Units." Creation Unit transactions are conducted in exchange for the deposit or delivery of a designated portfolio of in-kind securities and/or cash.

Individual Fund Shares may only be purchased and sold on the NYSE Arca, Inc., other national securities exchanges, electronic crossing networks and other alternative trading systems through your broker-dealer at market prices. Because Fund Shares trade at market prices rather than at net asset value ("NAV"), Fund Shares may trade at a price greater than NAV (premium) or less than NAV (discount). When buying or selling Fund Shares in the secondary market, you may incur costs attributable to the difference between the highest price a buyer is willing to pay to purchase Fund Shares (bid) and the lowest price a seller is willing to accept for Fund Shares (ask) (the "bid-ask spread"). Recent information regarding the Fund's NAV, market price, premiums and discounts, and bid-ask spreads is available at <https://www.ssga.com/spdrs>.

### **TAX INFORMATION**

The Fund's distributions are expected to be taxed as ordinary income, qualified dividend income and/or capital gains, unless you are investing through a tax-advantaged arrangement, such as a 401(k) plan or individual retirement account. Any withdrawals made from a tax-advantaged arrangement may be taxable to you.

### **PAYMENTS TO BROKER-DEALERS AND OTHER FINANCIAL INTERMEDIARIES**

If you purchase Fund Shares through a broker-dealer or other financial intermediary (such as a bank), the Adviser or its affiliates may pay the financial intermediary for certain activities related to the Fund, including educational training programs, conferences, the development of technology platforms and reporting systems, or other services related to the sale or promotion of the Fund. These payments may create a conflict of interest by influencing the broker-dealer or other intermediary and your salesperson to recommend the Fund over another investment. Ask your salesperson or visit your financial intermediary's website for more information.

# SPDR® Portfolio Developed World ex-US ETF

## INVESTMENT OBJECTIVE

The SPDR Portfolio Developed World ex-US ETF (the “Fund”) seeks to provide investment results that, before fees and expenses, correspond generally to the total return performance of an index based upon the developed world (ex-US) equity markets.

## FEES AND EXPENSES OF THE FUND

The table below describes the fees and expenses that you may pay if you buy, hold and sell shares of the Fund (“Fund Shares”). **You may pay other fees, such as brokerage commissions and other fees to financial intermediaries, which are not reflected in the table and Example below.**

**ANNUAL FUND OPERATING EXPENSES** (expenses that you pay each year as a percentage of the value of your investment):

Management fees	0.04%
Distribution and service (12b-1) fees	None
Other expenses	0.00%
<b>Total annual Fund operating expenses</b>	<b>0.04%</b>

## EXAMPLE:

This Example is intended to help you compare the cost of investing in the Fund with the cost of investing in other funds. The Example assumes that you invest \$10,000 in the Fund for the time periods indicated, and then sell or hold all of your Fund Shares at the end of those periods. The Example also assumes that your investment has a 5% return each year and that the Fund’s operating expenses remain the same. Although your actual costs may be higher or lower, based on these assumptions your costs would be:

Year 1	Year 3	Year 5	Year 10
\$4	\$13	\$23	\$51

## PORTFOLIO TURNOVER:

The Fund pays transaction costs, such as commissions, when it buys and sells securities (or “turns over” its portfolio). A higher portfolio turnover rate may indicate higher transaction costs and may result in higher taxes when Fund Shares are held in a taxable account. These costs, which are not reflected in Annual Fund Operating Expenses or in the Example, affect the Fund’s performance. During the most recent fiscal year, the Fund’s portfolio turnover rate was 3% of the average value of its portfolio.

## THE FUND’S PRINCIPAL INVESTMENT STRATEGY

In seeking to track the performance of the S&P Developed Ex-U.S. BMI Index (the “Index”), the Fund employs a sampling strategy, which means that the Fund is not required to purchase all of the securities represented in the Index. Instead, the Fund may purchase a subset of the securities in the Index in an effort to hold a portfolio of securities with generally the same risk and return characteristics of the Index. The quantity of holdings in the Fund will be based on a number of factors, including asset size of the Fund. Based on its analysis of these factors, SSGA Funds Management, Inc. (“SSGA FM” or the “Adviser”), the investment adviser to the Fund, either may invest the Fund’s assets in a subset of securities in the Index or may invest the Fund’s assets in substantially all of the securities represented in the Index in approximately the same proportions as the Index, as determined by the Adviser to be in the best interest of the Fund in pursuing its objective. The Fund is classified as “diversified” under the Investment Company Act of 1940, as amended; however, the Fund may become “non-diversified” solely as a result of tracking the Index (e.g., changes in weightings of one or more component securities). When the Fund is non-diversified, it may invest a relatively high percentage of its assets in a limited number of issuers.

Under normal market conditions, the Fund generally invests substantially all, but at least 80%, of its total assets in the securities comprising the Index and in depositary receipts (including American Depositary Receipts (“ADRs”) or Global Depositary Receipts (“GDRs”)) based on securities comprising the Index. In addition, in seeking to track the Index, the Fund may invest in equity securities that are not included in the Index (including common stock, preferred stock, depositary receipts and shares of other investment companies), cash and cash equivalents or money market

instruments, such as repurchase agreements and money market funds (including money market funds advised by the Adviser). In seeking to track the Index, the Fund's assets may be concentrated in an industry or group of industries, but only to the extent that the Index concentrates in a particular industry or group of industries. Futures contracts (a type of derivative instrument) may be used by the Fund in seeking performance that corresponds to the Index and in managing cash flows.

The Index is a float-adjusted market capitalization weighted index designed to define and measure the investable universe of publicly traded companies domiciled in developed countries outside the United States. The Index component securities are a subset, based on region, of component securities included in the S&P Global BMI (Broad Market Index). The S&P Global BMI is a rules-based index that measures global stock market performance. A country will be eligible for inclusion in the S&P Global BMI if it is classified as either a developed or emerging market by the S&P Global Equity Index Committee. Country classification is reviewed annually and determined based on quantitative criteria and feedback from market participants via a publicly available market consultation. All publicly listed companies with float-adjusted market capitalizations of at least \$100 million and sufficient liquidity based on 12-month median value traded ratio and 6-month median daily value traded are included for each country. Once included, all current constituents with float-adjusted market capitalizations of at least \$75 million and sufficient liquidity will remain in the S&P Global BMI for each country. The Index is "float-adjusted," meaning that only those shares publicly available to investors are included in the Index calculation. All stocks are weighted proportionally to their float-adjusted market capitalization and the Index is reconstituted annually in September. In addition, the Index rebalances quarterly to allow for changes in shares outstanding and the inclusion of eligible initial public offerings, as well as new listings on eligible exchanges and issues that emerged from bankruptcy. As of November 30, 2022, a significant portion of the Fund comprised companies in the financial and industrial sectors, although this may change from time to time. As of November 30, 2022, countries represented in the Fund included Argentina, Australia, Austria, Belgium, Canada, Denmark, Finland, France, Germany, Hong Kong, Ireland, Israel, Italy, Japan, the Netherlands, New Zealand, Norway, Portugal, Singapore, South Korea, Spain, Sweden, Switzerland and the United Kingdom. As of November 30, 2022, a significant portion of the Fund comprised companies located in Europe and Japan, although this may change from time to time. As of November 30, 2022, the Index comprised 5,600 securities.

The Index is sponsored by S&P Dow Jones Indices LLC (the "Index Provider"), which is not affiliated with the Fund or the Adviser. The Index Provider determines the composition of the Index, relative weightings of the securities in the Index and publishes information regarding the market value of the Index.

## **PRINCIPAL RISKS OF INVESTING IN THE FUND**

As with all investments, there are certain risks of investing in the Fund. Fund Shares will change in value, and you could lose money by investing in the Fund. An investment in the Fund is not insured or guaranteed by the Federal Deposit Insurance Corporation or any other government agency.

**Market Risk:** The Fund's investments are subject to changes in general economic conditions, general market fluctuations and the risks inherent in investment in securities markets. Investment markets can be volatile and prices of investments can change substantially due to various factors including, but not limited to, economic growth or recession, changes in interest rates, inflation, changes in the actual or perceived creditworthiness of issuers, and general market liquidity. The Fund is subject to the risk that geopolitical events will disrupt securities markets and adversely affect global economies and markets. Local, regional or global events such as war, military conflicts, acts of terrorism, natural disasters, the spread of infectious illness or other public health issues, or other events could have a significant impact on the Fund and its investments.

**Equity Investing Risk:** The market prices of equity securities owned by the Fund may go up or down, sometimes rapidly or unpredictably. The value of a security may decline for a number of reasons that may directly relate to the issuer and also may decline due to general industry or market conditions that are not specifically related to a particular company. In addition, equity markets tend to move in cycles, which may cause stock prices to fall over short or extended periods of time.

**Non-U.S. Securities Risk:** Non-U.S. securities (including depositary receipts) are subject to political, regulatory, and economic risks not present in domestic investments. There may be less information publicly available about a non-U.S. entity than about a U.S. entity, and many non-U.S. entities are not subject to accounting, auditing, legal and financial report standards comparable to those in the United States. Further, such entities and/or their securities may be subject to risks associated with currency controls; expropriation; changes in tax policy; greater market volatility; differing securities market structures; higher transaction costs; and various administrative difficulties, such as delays in clearing and settling portfolio transactions or in receiving payment of dividends. To the extent underlying securities held by the Fund trade on foreign exchanges that are closed when the exchange on which the Fund's shares trade is open, there may be deviations between the current price of an underlying

security and the last quoted price for the underlying security on the closed foreign market. These deviations could result in the Fund experiencing premiums or discounts greater than those of ETFs that invest in domestic securities. Securities traded on foreign markets may be less liquid (harder to sell) than securities traded domestically. Foreign governments may impose restrictions on the repatriation of capital to the U.S. In addition, to the extent that the Fund buys securities denominated in a foreign currency, there are special risks such as changes in currency exchange rates and the risk that a foreign government could regulate foreign exchange transactions. In addition, to the extent investments are made in a limited number of countries, events in those countries will have a more significant impact on the Fund. Investments in depositary receipts may be less liquid and more volatile than the underlying shares in their primary trading market.

**Fluctuation of Net Asset Value, Share Premiums and Discounts Risk:** As with all exchange-traded funds, Fund Shares may be bought and sold in the secondary market at market prices. The trading prices of Fund Shares in the secondary market may differ from the Fund's daily net asset value per share and there may be times when the market price of the shares is more than the net asset value per share (premium) or less than the net asset value per share (discount). This risk is heightened in times of market volatility or periods of steep market declines.

**Currency Risk:** The value of the Fund's assets may be affected favorably or unfavorably by currency exchange rates, currency exchange control regulations, and delays, restrictions or prohibitions on the repatriation of foreign currencies. Foreign currency exchange rates may have significant volatility, and changes in the values of foreign currencies against the U.S. dollar may result in substantial declines in the values of the Fund's assets denominated in foreign currencies.

**Depositary Receipts Risk:** Investments in depositary receipts may be less liquid and more volatile than the underlying securities in their primary trading market. If a depositary receipt is denominated in a different currency than its underlying securities, the Fund will be subject to the currency risk of both the investment in the depositary receipt and the underlying security. Holders of depositary receipts may have limited or no rights to take action with respect to the underlying securities or to compel the issuer of the receipts to take action. The prices of depositary receipts may differ from the prices of securities upon which they are based. To the extent the Fund invests in depositary receipts based on securities included in the Index, such differences in prices may increase index tracking risk.

**Financial Sector Risk:** Financial services companies are subject to extensive governmental regulation, which may limit both the amounts and types of loans and other financial commitments they can make, the interest rates and fees they can charge, the scope of their activities, the prices they can charge and the amount of capital they must maintain. Profitability is largely dependent on the availability and cost of capital funds and can fluctuate significantly when interest rates change or due to increased competition. In addition, deterioration of the credit markets generally may cause an adverse impact in a broad range of markets, including U.S. and international credit and interbank money markets generally, thereby affecting a wide range of financial institutions and markets. Certain events in the financial sector may cause an unusually high degree of volatility in the financial markets, both domestic and foreign, and cause certain financial services companies to incur large losses. Securities of financial services companies may experience a dramatic decline in value when such companies experience substantial declines in the valuations of their assets, take action to raise capital (such as the issuance of debt or equity securities), or cease operations. Credit losses resulting from financial difficulties of borrowers and financial losses associated with investment activities can negatively impact the sector. Insurance companies may be subject to severe price competition. Adverse economic, business or political developments could adversely affect financial institutions engaged in mortgage finance or other lending or investing activities directly or indirectly connected to the value of real estate.

**Futures Contract Risk:** A futures contract is a standardized agreement that calls for the purchase or sale of a specific asset at a specific price at a specific future time, or cash settlement of the terms of the contract. Transactions in futures contracts can create investment leverage and may have significant volatility. It is possible that a futures contract transaction will result in a much greater loss than the principal amount invested, and the Fund may not be able to close out the futures contract at a favorable time or price. There is no assurance that a liquid secondary market on an exchange will exist for any particular futures contract. In the event no such market exists, it might not be possible to effect closing transactions, and the Fund will be unable to terminate its exposure to the futures contract. There is also a risk of imperfect correlation between movements in the prices of the futures contract and movements in the price of the underlying assets. The counterparty to a futures contract may be unable or unwilling to make timely settlement payments, return the Fund's margin, or otherwise honor its obligations.



**Geographic Focus Risk:** The performance of a fund that is less diversified across countries or geographic regions will be closely tied to market, currency, economic, political, environmental, or regulatory conditions and developments in the countries or regions in which the fund invests, and may be more volatile than the performance of a more geographically-diversified fund.

**Europe:** Developed and emerging market countries in Europe will be significantly affected by the fiscal and monetary controls of the Economic and Monetary Union of the European Union (“EU”). Changes in regulations on trade, decreasing imports or exports, changes in the exchange rate of the euro and recessions among European countries may have a significant adverse effect on the economies of other European countries. In addition, one or more countries may abandon the euro and/or withdraw from the EU. For example, on January 31, 2020, the United Kingdom formally withdrew from the EU (commonly referred to as “Brexit”) and, after a transition period, left the EU single market and customs union under the terms of a new trade agreement on December 31, 2020. The agreement governs the new relationship between the United Kingdom and EU with respect to trading goods and services, but critical aspects of the relationship remain unresolved and subject to further negotiation and agreement. The full scope and nature of the consequences of the exit are not at this time known and are unlikely to be known for a significant period of time. It is also unknown whether the United Kingdom’s exit will increase the likelihood of other countries also departing the EU. Any exits from the EU, or the possibility of such exits, may have a significant impact on the United Kingdom, Europe, and global economies, which may result in increased volatility and illiquidity, new legal and regulatory uncertainties and potentially lower economic growth for such economies that could potentially have an adverse effect on the value of the Fund’s investments. In addition, a number of countries in Europe have suffered terrorist attacks and additional attacks may occur in the future. Such attacks may cause uncertainty in financial markets and may adversely affect the performance of the issuers to which the Fund has exposure.

**Japan:** The growth of Japan’s economy has historically lagged that of its Asian neighbors and other major developed economies. The Japanese economy is heavily dependent on international trade and has been adversely affected by trade tariffs, other protectionist measures, competition from emerging economies and the economic conditions of its trading partners. China has become an important trading partner with Japan, yet the countries’ political relationship has become strained. Should political tension increase, it could adversely affect the economy, especially the export sector, and destabilize the region as a whole. Japan also remains heavily dependent on oil imports, and higher commodity prices could therefore have a negative impact on the economy. The Japanese yen has fluctuated widely at times and any increase in its value may cause a decline in exports that could weaken the Japanese economy. Japan has, in the past, intervened in the currency markets to attempt to maintain or reduce the value of the yen. Japanese intervention in the currency markets could cause the value of the yen to fluctuate sharply and unpredictably and could cause losses to investors. Japan has an aging workforce and has experienced a significant population decline in recent years. Japan’s labor market appears to be undergoing fundamental structural changes, as a labor market traditionally accustomed to lifetime employment adjusts to meet the need for increased labor mobility, which may adversely affect Japan’s economic competitiveness. Natural disasters, such as earthquakes, volcanoes, typhoons or tsunamis, could occur in Japan or surrounding areas and could negatively affect the Japanese economy and, in turn, the Fund.

**Indexing Strategy/Index Tracking Risk:** The Fund is managed with an indexing investment strategy, attempting to track the performance of an unmanaged index of securities, regardless of the current or projected performance of the Index or of the actual securities comprising the Index. This differs from an actively-managed fund, which typically seeks to outperform a benchmark index. As a result, the Fund’s performance may be less favorable than that of a portfolio managed using an active investment strategy. The structure and composition of the Index will affect the performance, volatility, and risk of the Index and, consequently, the performance, volatility, and risk of the Fund. Errors in index data, index computations or the construction of the Index in accordance with its methodology may occur from time to time and may not be identified and corrected by the Index Provider for a period of time or at all, which may have an adverse impact on the Fund and its shareholders. To the extent circumstances evolve in between reconstitutions, the Index may include, and the Fund may therefore hold for a period of time, securities of companies that do not align with the Index’s objective and/or criteria. When there are changes made to the component securities of the Index and the Fund in turn makes similar changes to its portfolio, any transaction costs and market exposure arising from such portfolio changes will be borne directly by the Fund and its shareholders. The Fund may recognize gains as a result of rebalancing or reconstituting its securities holdings to reflect changes in the securities included in the Index. The Fund also may be required to distribute any such gains to its shareholders to avoid adverse federal income tax consequences. While the Adviser seeks to track the performance of the Index (*i.e.*, achieve a high degree of correlation with the Index), the Fund’s return may not match the return of the Index. The Fund incurs a number of operating expenses not applicable to the Index, and

incurs costs in buying and selling securities. In addition, the Fund may not be fully invested at times, generally as a result of cash flows into or out of the Fund or reserves of cash held by the Fund to meet redemptions. The Adviser may attempt to track the Index return by investing in fewer than all of the securities in the Index, or in some securities not included in the Index, potentially increasing the risk of divergence between the Fund's return and that of the Index.

**Industrial Sector Risk:** Industrial companies are affected by supply and demand both for their specific product or service and for industrial sector products in general. Government regulation, world events, exchange rates and economic conditions, technological developments and liabilities for environmental damage and general civil liabilities will likewise affect the performance of these companies. Aerospace and defense companies, a component of the industrial sector, can be significantly affected by government spending policies because companies involved in this industry rely, to a significant extent, on U.S. and foreign government demand for their products and services. Thus, the financial condition of, and investor interest in, aerospace and defense companies are heavily influenced by governmental defense spending policies which are typically under pressure from efforts to control the U.S. (and other) government budgets. Transportation securities, a component of the industrial sector, are cyclical and have occasional sharp price movements which may result from changes in the economy, fuel prices, labor agreements and insurance costs.

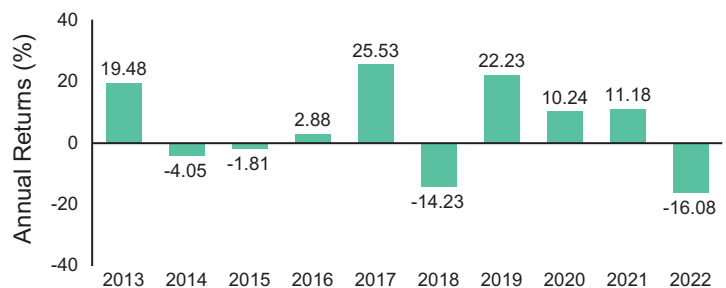
**Non-Diversification Risk:** To the extent the Fund becomes "non-diversified," the Fund may hold a smaller number of portfolio securities than many other funds. To the extent the Fund invests in a relatively small number of issuers, a decline in the market value of a particular security held by the Fund may affect its value more than if it invested in a larger number of issuers. The value of Fund Shares may be more volatile than the values of shares of more diversified funds. The Fund may become non-diversified for periods of time solely as a result of tracking the Index (e.g., changes in weightings of one or more component securities).

**Unconstrained Sector Risk:** The Fund may invest a substantial portion of its assets within one or more economic sectors or industries, which may change from time to time. Greater investment focus on one or more sectors or industries increases the potential for volatility and the risk that events negatively affecting such sectors or industries could reduce returns, potentially causing the value of the Fund's shares to decrease, perhaps significantly.

**FUND PERFORMANCE**

The following bar chart and table provide an indication of the risks of investing in the Fund by showing changes in the Fund's performance from year to year and by showing how the Fund's average annual returns for certain time periods compare with the average annual returns of the Index and of a relevant broad-based securities index. The Fund's past performance (before and after taxes) is not necessarily an indication of how the Fund will perform in the future. Updated performance information is available by calling 1-866-787-2257 or visiting our website at <https://www.ssga.com/spdrs>.

**ANNUAL TOTAL RETURNS** (years ended 12/31)



Highest Quarterly Return: 16.96% (Q4, 2020)  
 Lowest Quarterly Return: -23.43% (Q1, 2020)

**AVERAGE ANNUAL TOTAL RETURNS** (for periods ended 12/31/22)

The after-tax returns presented in the table below are calculated using highest historical individual federal marginal income tax rates and do not reflect the impact of state and local taxes. Your actual after-tax returns will depend on your specific tax situation and may differ from those shown below. After-tax returns are not relevant to investors who hold Fund Shares through tax-advantaged arrangements, such as 401(k) plans or individual retirement accounts. The returns after taxes can exceed the returns before taxes or the Index returns due to the application of foreign tax credits and/or an assumed tax benefit for a shareholder from realizing a capital loss on a sale of Fund Shares.

	One Year	Five Years	Ten Years
Return Before Taxes	-16.08%	1.52%	4.60%
Return After Taxes on Distributions	-16.68%	0.81%	3.88%
Return After Taxes on Distributions and Sale of Fund Shares	-9.08%	1.13%	3.55%
S&P Developed Ex-U.S. BMI Index (reflects no deduction for fees, expenses or taxes other than withholding taxes on reinvested dividends)	-16.51%	1.26%	4.63%
MSCI ACWI ex USA Index (reflects no deduction for fees, expenses or taxes other than withholding taxes on reinvested dividends)	-16.00%	0.88%	3.80%

## PORTFOLIO MANAGEMENT

### INVESTMENT ADVISER

SSGA FM serves as the investment adviser to the Fund.

### PORTFOLIO MANAGERS

The professionals primarily responsible for the day-to-day management of the Fund are Karl Schneider, Kala O'Donnell and Olga Winner.

Karl Schneider, CAIA, is a Managing Director of the Adviser and Deputy Head of Global Equity Beta Solutions in the Americas. He joined the Adviser in 1997.

Kala O'Donnell is a Vice President of the Adviser and a Senior Portfolio Manager in the Global Equity Beta Solutions Group. She joined the Adviser in 1995.

Olga Winner, CFA, is a Vice President of the Adviser and a Senior Portfolio Manager in the Global Equity Beta Solutions Group. She joined the Adviser in 2007.

## PURCHASE AND SALE INFORMATION

The Fund will issue (or redeem) Fund Shares to certain institutional investors (typically market makers or other broker-dealers) only in large blocks of Fund Shares known as "Creation Units." Creation Unit transactions are conducted in exchange for the deposit or delivery of a designated portfolio of in-kind securities and/or cash.

Individual Fund Shares may only be purchased and sold on the NYSE Arca, Inc., other national securities exchanges, electronic crossing networks and other alternative trading systems through your broker-dealer at market prices. Because Fund Shares trade at market prices rather than at net asset value ("NAV"), Fund Shares may trade at a price greater than NAV (premium) or less than NAV (discount). When buying or selling Fund Shares in the secondary market, you may incur costs attributable to the difference between the highest price a buyer is willing to pay to purchase Fund Shares (bid) and the lowest price a seller is willing to accept for Fund Shares (ask) (the "bid-ask spread"). Recent information regarding the Fund's NAV, market price, premiums and discounts, and bid-ask spreads is available at <https://www.ssga.com/spdrs>.

## TAX INFORMATION

The Fund's distributions are expected to be taxed as ordinary income, qualified dividend income and/or capital gains, unless you are investing through a tax-advantaged arrangement, such as a 401(k) plan or individual retirement account. Any withdrawals made from a tax-advantaged arrangement may be taxable to you.

## PAYMENTS TO BROKER-DEALERS AND OTHER FINANCIAL INTERMEDIARIES

If you purchase Fund Shares through a broker-dealer or other financial intermediary (such as a bank), the Adviser or its affiliates may pay the financial intermediary for certain activities related to the Fund, including educational training programs, conferences, the development of technology platforms and reporting systems, or other services related to the sale or promotion of the Fund. These payments may create a conflict of interest by influencing the broker-dealer or other intermediary and your salesperson to recommend the Fund over another investment. Ask your salesperson or visit your financial intermediary's website for more information.

# SPDR® Portfolio Emerging Markets ETF

## INVESTMENT OBJECTIVE

The SPDR Portfolio Emerging Markets ETF (the “Fund”) seeks to provide investment results that, before fees and expenses, correspond generally to the total return performance of an index based upon the emerging markets of the world.

## FEES AND EXPENSES OF THE FUND

The table below describes the fees and expenses that you may pay if you buy, hold and sell shares of the Fund (“Fund Shares”). **You may pay other fees, such as brokerage commissions and other fees to financial intermediaries, which are not reflected in the table and Example below.**

**ANNUAL FUND OPERATING EXPENSES** (expenses that you pay each year as a percentage of the value of your investment):

Management fees	0.11%
Distribution and service (12b-1) fees	None
Other expenses	0.00%
<b>Total annual Fund operating expenses</b>	<b>0.11%</b>

## EXAMPLE:

This Example is intended to help you compare the cost of investing in the Fund with the cost of investing in other funds. The Example assumes that you invest \$10,000 in the Fund for the time periods indicated, and then sell or hold all of your Fund Shares at the end of those periods. The Example also assumes that your investment has a 5% return each year and that the Fund’s operating expenses remain the same. Although your actual costs may be higher or lower, based on these assumptions your costs would be:

Year 1	Year 3	Year 5	Year 10
\$11	\$35	\$62	\$141

## PORTFOLIO TURNOVER:

The Fund pays transaction costs, such as commissions, when it buys and sells securities (or “turns over” its portfolio). A higher portfolio turnover rate may indicate higher transaction costs and may result in higher taxes when Fund Shares are held in a taxable account. These costs, which are not reflected in Annual Fund Operating Expenses or in the Example, affect the Fund’s performance. During the most recent fiscal year, the Fund’s portfolio turnover rate was 8% of the average value of its portfolio.

## THE FUND’S PRINCIPAL INVESTMENT STRATEGY

In seeking to track the performance of the S&P Emerging BMI Index (the “Index”), the Fund employs a sampling strategy, which means that the Fund is not required to purchase all of the securities represented in the Index. Instead, the Fund may purchase a subset of the securities in the Index in an effort to hold a portfolio of securities with generally the same risk and return characteristics of the Index. The quantity of holdings in the Fund will be based on a number of factors, including asset size of the Fund. Based on its analysis of these factors, SSGA Funds Management, Inc. (“SSGA FM” or the “Adviser”), the investment adviser to the Fund, either may invest the Fund’s assets in a subset of securities in the Index or may invest the Fund’s assets in substantially all of the securities represented in the Index in approximately the same proportions as the Index, as determined by the Adviser to be in the best interest of the Fund in pursuing its objective. The Fund is classified as “diversified” under the Investment Company Act of 1940, as amended; however, the Fund may become “non-diversified” solely as a result of tracking the Index (e.g., changes in weightings of one or more component securities). When the Fund is non-diversified, it may invest a relatively high percentage of its assets in a limited number of issuers.

Under normal market conditions, the Fund generally invests substantially all, but at least 80%, of its total assets in the securities comprising the Index and in depositary receipts (including American Depositary Receipts (“ADRs”) or Global Depositary Receipts (“GDRs”)) based on securities comprising the Index. In addition, in seeking to track the Index, the Fund may invest in equity securities that are not included in the Index (including common stock, preferred stock, depositary receipts and shares of other investment companies), cash and cash equivalents or money market

instruments, such as repurchase agreements and money market funds (including money market funds advised by the Adviser). In seeking to track the Index, the Fund's assets may be concentrated in an industry or group of industries, but only to the extent that the Index concentrates in a particular industry or group of industries. Futures contracts (a type of derivative instrument) may be used by the Fund in seeking performance that corresponds to the Index and in managing cash flows.

The Index is a float-adjusted market capitalization weighted index designed to define and measure the investable universe of publicly traded companies domiciled in emerging markets. The Index component securities are a subset, based on region, of component securities included in the S&P Global BMI (Broad Market Index). The S&P Global BMI is a rules-based index that measures global stock market performance. A country will be eligible for inclusion in the S&P Global BMI if it is classified as either a developed or emerging market by the S&P Global Equity Index Committee. Country classification is reviewed annually and determined based on quantitative criteria and feedback from market participants via a publicly available market consultation. All publicly listed companies with float-adjusted market capitalizations of at least \$100 million and sufficient liquidity based on 12-month median value traded ratio and 6-month median daily value traded are included for each country. Once included, all current constituents with float-adjusted market capitalizations of at least \$75 million and sufficient liquidity will remain in the S&P Global BMI for each country. The Index is "float-adjusted," meaning that only those shares publicly available to investors are included in the Index calculation. All stocks are weighted proportionally to their float-adjusted market capitalization and the Index is reconstituted annually in September. In addition, the Index rebalances quarterly to allow for the inclusion of eligible initial public offerings, as well as new listings on eligible exchanges and issues that emerged from bankruptcy. As of November 30, 2022, a significant portion of the Fund comprised companies in the financial sector, although this may change from time to time. As of November 30, 2022, countries represented in the Fund included Brazil, Chile, China (which includes investments in China A Shares), Colombia, Cyprus, the Czech Republic, Egypt, Greece, Hong Kong, Hungary, India, Indonesia, Kuwait, Malaysia, Mexico, Peru, the Philippines, Poland, Qatar, Saudi Arabia, South Africa, Taiwan, Thailand, Turkey and the United Arab Emirates. As of November 30, 2022, a significant portion of the Fund comprised companies located in China and India, although this may change from time to time. As of November 30, 2022, the Index comprised 5,198 securities.

The Index is sponsored by S&P Dow Jones Indices LLC (the "Index Provider"), which is not affiliated with the Fund or the Adviser. The Index Provider determines the composition of the Index, relative weightings of the securities in the Index and publishes information regarding the market value of the Index.

## **PRINCIPAL RISKS OF INVESTING IN THE FUND**

As with all investments, there are certain risks of investing in the Fund. Fund Shares will change in value, and you could lose money by investing in the Fund. An investment in the Fund is not insured or guaranteed by the Federal Deposit Insurance Corporation or any other government agency.

**Market Risk:** The Fund's investments are subject to changes in general economic conditions, general market fluctuations and the risks inherent in investment in securities markets. Investment markets can be volatile and prices of investments can change substantially due to various factors including, but not limited to, economic growth or recession, changes in interest rates, inflation, changes in the actual or perceived creditworthiness of issuers, and general market liquidity. The Fund is subject to the risk that geopolitical events will disrupt securities markets and adversely affect global economies and markets. Local, regional or global events such as war, military conflicts, acts of terrorism, natural disasters, the spread of infectious illness or other public health issues, or other events could have a significant impact on the Fund and its investments.

**Equity Investing Risk:** The market prices of equity securities owned by the Fund may go up or down, sometimes rapidly or unpredictably. The value of a security may decline for a number of reasons that may directly relate to the issuer and also may decline due to general industry or market conditions that are not specifically related to a particular company. In addition, equity markets tend to move in cycles, which may cause stock prices to fall over short or extended periods of time.

**Non-U.S. Securities Risk:** Non-U.S. securities (including depositary receipts) are subject to political, regulatory, and economic risks not present in domestic investments. There may be less information publicly available about a non-U.S. entity than about a U.S. entity, and many non-U.S. entities are not subject to accounting, auditing, legal and financial report standards comparable to those in the United States. Further, such entities and/or their securities may be subject to risks associated with currency controls; expropriation; changes in tax policy; greater market volatility; differing securities market structures; higher transaction costs; and various administrative difficulties, such as delays in clearing and settling portfolio transactions or in receiving payment of dividends. To the extent underlying securities held by the Fund trade on foreign exchanges that are closed when the exchange on which the Fund's shares trade is open, there may be deviations between the current price of an underlying



security and the last quoted price for the underlying security on the closed foreign market. These deviations could result in the Fund experiencing premiums or discounts greater than those of ETFs that invest in domestic securities. Securities traded on foreign markets may be less liquid (harder to sell) than securities traded domestically. Foreign governments may impose restrictions on the repatriation of capital to the U.S. In addition, to the extent that the Fund buys securities denominated in a foreign currency, there are special risks such as changes in currency exchange rates and the risk that a foreign government could regulate foreign exchange transactions. In addition, to the extent investments are made in a limited number of countries, events in those countries will have a more significant impact on the Fund. Investments in depositary receipts may be less liquid and more volatile than the underlying shares in their primary trading market.

**Emerging Markets Risk:** Risks of investing in emerging markets include, among others, greater political and economic instability, greater volatility in currency exchange rates, less developed securities markets, possible trade barriers, currency transfer restrictions, a more limited number of potential buyers and issuers, an emerging market country's dependence on revenue from particular commodities or international aid, less governmental supervision and regulation, unavailability of currency hedging techniques, differences in auditing and financial reporting standards, and less developed legal systems. There is also the potential for unfavorable action such as expropriation, nationalization, embargo, and acts of war. The securities of emerging market companies may trade less frequently and in smaller volumes than more widely held securities. Market disruptions or substantial market corrections may limit very significantly the liquidity of securities of certain companies in a particular country or geographic region, or of all companies in the country or region. The Fund may be unable to liquidate its positions in such securities at any time, or at a favorable price, in order to meet the Fund's obligations. These risks are generally greater for investments in frontier market countries, which typically have smaller economies or less developed capital markets than traditional emerging market countries.

**Fluctuation of Net Asset Value, Share Premiums and Discounts Risk:** As with all exchange-traded funds, Fund Shares may be bought and sold in the secondary market at market prices. The trading prices of Fund Shares in the secondary market may differ from the Fund's daily net asset value per share and there may be times when the market price of the shares is more than the net asset value per share (premium) or less than the net asset value per share (discount). This risk is heightened in times of market volatility or periods of steep market declines.

**Currency Risk:** The value of the Fund's assets may be affected favorably or unfavorably by currency exchange rates, currency exchange control regulations, and delays, restrictions or prohibitions on the repatriation of foreign currencies. Foreign currency exchange rates may have significant volatility, and changes in the values of foreign currencies against the U.S. dollar may result in substantial declines in the values of the Fund's assets denominated in foreign currencies.

**Depositary Receipts Risk:** Investments in depositary receipts may be less liquid and more volatile than the underlying securities in their primary trading market. If a depositary receipt is denominated in a different currency than its underlying securities, the Fund will be subject to the currency risk of both the investment in the depositary receipt and the underlying security. Holders of depositary receipts may have limited or no rights to take action with respect to the underlying securities or to compel the issuer of the receipts to take action. The prices of depositary receipts may differ from the prices of securities upon which they are based. To the extent the Fund invests in depositary receipts based on securities included in the Index, such differences in prices may increase index tracking risk.

**Financial Sector Risk:** Financial services companies are subject to extensive governmental regulation, which may limit both the amounts and types of loans and other financial commitments they can make, the interest rates and fees they can charge, the scope of their activities, the prices they can charge and the amount of capital they must maintain. Profitability is largely dependent on the availability and cost of capital funds and can fluctuate significantly when interest rates change or due to increased competition. In addition, deterioration of the credit markets generally may cause an adverse impact in a broad range of markets, including U.S. and international credit and interbank money markets generally, thereby affecting a wide range of financial institutions and markets. Certain events in the financial sector may cause an unusually high degree of volatility in the financial markets, both domestic and foreign, and cause certain financial services companies to incur large losses. Securities of financial services companies may experience a dramatic decline in value when such companies experience substantial declines in the valuations of their assets, take action to raise capital (such as the issuance of debt or equity securities), or cease operations. Credit losses resulting from financial difficulties of borrowers and financial losses associated with investment activities can negatively impact the sector. Insurance companies may be subject to

severe price competition. Adverse economic, business or political developments could adversely affect financial institutions engaged in mortgage finance or other lending or investing activities directly or indirectly connected to the value of real estate.

**Futures Contract Risk:** A futures contract is a standardized agreement that calls for the purchase or sale of a specific asset at a specific price at a specific future time, or cash settlement of the terms of the contract. Transactions in futures contracts can create investment leverage and may have significant volatility. It is possible that a futures contract transaction will result in a much greater loss than the principal amount invested, and the Fund may not be able to close out the futures contract at a favorable time or price. There is no assurance that a liquid secondary market on an exchange will exist for any particular futures contract. In the event no such market exists, it might not be possible to effect closing transactions, and the Fund will be unable to terminate its exposure to the futures contract. There is also a risk of imperfect correlation between movements in the prices of the futures contract and movements in the price of the underlying assets. The counterparty to a futures contract may be unable or unwilling to make timely settlement payments, return the Fund's margin, or otherwise honor its obligations.

**Geographic Focus Risk:** The performance of a fund that is less diversified across countries or geographic regions will be closely tied to market, currency, economic, political, environmental, or regulatory conditions and developments in the countries or regions in which the fund invests, and may be more volatile than the performance of a more geographically-diversified fund.

**China:** The Chinese economy is generally considered an emerging market and can be significantly affected by economic and political conditions and policy in China and surrounding Asian countries. A relatively small number of Chinese companies represent a large portion of China's total market and thus may be more sensitive to adverse political or economic circumstances and market movements. The economy of China differs, often unfavorably, from the U.S. economy in such respects as structure, general development, government involvement, wealth distribution, rate of inflation, growth rate, allocation of resources and capital reinvestment, among others. Under China's political and economic system, the central government has historically exercised substantial control over virtually every sector of the Chinese economy through administrative regulation and/or state ownership. The Chinese government may intervene or seek to control the operations, structure, or ownership of Chinese companies, including with respect to foreign investors of such companies. In addition, expropriation, including nationalization, confiscatory taxation, political, economic or social instability or other developments could adversely affect and significantly diminish the values of the Chinese companies in which the Fund invests. International trade tensions may arise from time to time which can result in trade tariffs, embargoes, trade limitations, trade wars and other negative consequences. These consequences may trigger a reduction in international trade, the oversupply of certain manufactured goods, substantial price reductions of goods and possible failure of individual companies and/or large segments of China's export industry with a potentially severe negative impact to the Fund. The Fund may invest in shares of Chinese companies traded on stock markets in Mainland China or Hong Kong. These stock markets have recently experienced high levels of volatility, which may continue in the future. The Hong Kong stock market may behave differently from the Mainland China stock market and there may be little to no correlation between the performance of the Hong Kong stock market and the Mainland China stock market. The Fund may also gain investment exposure to certain Chinese companies through variable interest entity ("VIE") structures. The VIE structure enables foreign investors, such as the Fund, to obtain investment exposure to a Chinese company in situations in which the Chinese government has limited or prohibited non-Chinese ownership of such company. The VIE structure does not involve equity ownership in a China-based company but rather involves claims to the China-based company's profits and control of its assets through contractual arrangements. In addition to the risk of government intervention, investments through a VIE structure are subject to the risk that the China-based company (or its officers, directors, or Chinese equity owners) may breach those contractual arrangements, or Chinese law changes in a way that adversely affects the enforceability of these arrangements, or those contracts are otherwise not enforceable under Chinese law, in which case the Fund may suffer significant losses on its investments through a VIE structure with little or no recourse available. If the Chinese government takes action adversely affecting VIE structures, the market value of the Fund's associated portfolio holdings would likely suffer significant, detrimental, and possibly permanent consequences, which could result in substantial investment losses.

**India:** The securities markets in India are comparatively underdeveloped and may subject the Fund to greater uncertainty than investments in more developed securities markets. Investments in Indian issuers may involve greater potential for loss than investments in securities of issuers in developed countries. In comparison to the United States and other developed countries, investments in Indian issuers may be susceptible to greater

political and legal uncertainty, government control over the economy, and currency fluctuations. Further, the Indian economy may be based on only a few industries and may be heavily dependent upon trading with key partners. Investing in India involves risk of loss due to expropriation, nationalization, confiscation of assets and property or the abrupt imposition of restrictions on foreign investments and repatriation of capital already invested. Additionally, ethnic and religious tensions could result in economic or social instability in India.

**Indexing Strategy/Index Tracking Risk:** The Fund is managed with an indexing investment strategy, attempting to track the performance of an unmanaged index of securities, regardless of the current or projected performance of the Index or of the actual securities comprising the Index. This differs from an actively-managed fund, which typically seeks to outperform a benchmark index. As a result, the Fund's performance may be less favorable than that of a portfolio managed using an active investment strategy. The structure and composition of the Index will affect the performance, volatility, and risk of the Index and, consequently, the performance, volatility, and risk of the Fund. Errors in index data, index computations or the construction of the Index in accordance with its methodology may occur from time to time and may not be identified and corrected by the Index Provider for a period of time or at all, which may have an adverse impact on the Fund and its shareholders. To the extent circumstances evolve in between reconstitutions, the Index may include, and the Fund may therefore hold for a period of time, securities of companies that do not align with the Index's objective and/or criteria. When there are changes made to the component securities of the Index and the Fund in turn makes similar changes to its portfolio, any transaction costs and market exposure arising from such portfolio changes will be borne directly by the Fund and its shareholders. The Fund may recognize gains as a result of rebalancing or reconstituting its securities holdings to reflect changes in the securities included in the Index. The Fund also may be required to distribute any such gains to its shareholders to avoid adverse federal income tax consequences. While the Adviser seeks to track the performance of the Index (*i.e.*, achieve a high degree of correlation with the Index), the Fund's return may not match the return of the Index. The Fund incurs a number of operating expenses not applicable to the Index, and incurs costs in buying and selling securities. In addition, the Fund may not be fully invested at times, generally as a result of cash flows into or out of the Fund or reserves of cash held by the Fund to meet redemptions. The Adviser may attempt to track the Index return by investing in fewer than all of the securities in the Index, or in some securities not included in the Index, potentially increasing the risk of divergence between the Fund's return and that of the Index.

**Liquidity Risk:** Lack of a ready market, stressed market conditions, or restrictions on resale may limit the ability of the Fund to sell a security at an advantageous time or price or at all. Illiquid investments may trade at a discount from comparable, more liquid investments and may be subject to wide fluctuations in market value. If the liquidity of the Fund's holdings deteriorates, it may lead to differences between the market price of Fund Shares and the net asset value of Fund Shares, and could result in the Fund Shares being less liquid. Illiquidity of the Fund's holdings may also limit the ability of the Fund to obtain cash to meet redemptions on a timely basis. In addition, the Fund, due to limitations on investments in any illiquid investments and/or the difficulty in purchasing and selling such investments, may be unable to achieve its desired level of exposure to a certain market or sector.

**Non-Diversification Risk:** To the extent the Fund becomes "non-diversified," the Fund may hold a smaller number of portfolio securities than many other funds. To the extent the Fund invests in a relatively small number of issuers, a decline in the market value of a particular security held by the Fund may affect its value more than if it invested in a larger number of issuers. The value of Fund Shares may be more volatile than the values of shares of more diversified funds. The Fund may become non-diversified for periods of time solely as a result of tracking the Index (*e.g.*, changes in weightings of one or more component securities).

**Risks of Investing in China A Shares:** The A Shares market is volatile with a risk of suspension of trading in a particular security or multiple securities or government intervention. Securities in the A Shares market may be suspended from trading without an indication of how long the suspension will last, which may impair the liquidity of such securities and may impact the ability of the Fund to track its Index. The Chinese securities markets are emerging markets characterized by relatively low trading volume, resulting in substantially less liquidity and greater price volatility. Liquidity risks may be more pronounced for the A Shares market than for other more developed securities markets generally because the A Shares market is subject to greater government restrictions and control, including trading suspensions. China A Shares are only available to non-mainland China investors (i) through certain foreign institutional investors that have obtained a license from the Chinese regulators or (ii) through the Hong Kong-Shanghai Stock Connect or Shenzhen-Hong Kong Stock Connect programs ("Stock Connect"). The Fund may invest in China A Shares through the Adviser, who is licensed as a Renminbi Qualified Foreign Institutional Investor ("RQFII") from the China Securities Regulatory Commission. The Adviser's failure to, among other things, observe Chinese regulations could lead to adverse consequences, including the requirement that the Fund dispose of its A Shares holdings. The Fund may also invest in China A Shares through Stock

Connect. Trading through Stock Connect is subject to a number of restrictions that may affect the Fund's investments and returns, including daily quotas that limit the maximum daily net purchases on any particular day.

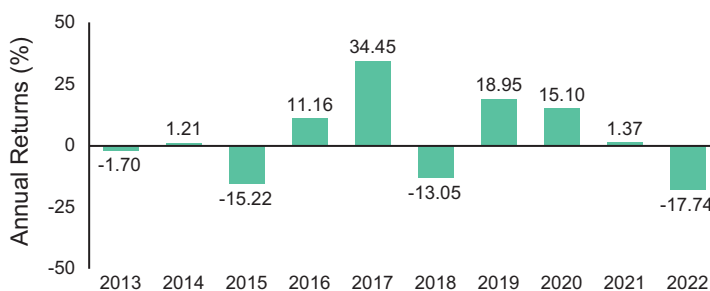
**Unconstrained Sector Risk:** The Fund may invest a substantial portion of its assets within one or more economic sectors or industries, which may change from time to time. Greater investment focus on one or more sectors or industries increases the potential for volatility and the risk that events negatively affecting such sectors or industries could reduce returns, potentially causing the value of the Fund's shares to decrease, perhaps significantly.

**Valuation Risk:** Some portfolio holdings, potentially a large portion of the Fund's investment portfolio, may be valued on the basis of factors other than market quotations. This may occur more often in times of market turmoil or reduced liquidity. There are multiple methods that can be used to value a portfolio holding when market quotations are not readily available. The value established for any portfolio holding at a point in time might differ from what would be produced using a different methodology or if it had been priced using market quotations. Portfolio holdings that are valued using techniques other than market quotations, including "fair valued" securities, may be subject to greater fluctuation in their valuations from one day to the next than if market quotations were used. In addition, there is no assurance that the Fund could sell or close out a portfolio position for the value established for it at any time, and it is possible that the Fund would incur a loss because a portfolio position is sold or closed out at a discount to the valuation established by the Fund at that time.

## FUND PERFORMANCE

The following bar chart and table provide an indication of the risks of investing in the Fund by showing changes in the Fund's performance from year to year and by showing how the Fund's average annual returns for certain time periods compare with the average annual returns of the Index and of a relevant broad-based securities index. The Fund's past performance (before and after taxes) is not necessarily an indication of how the Fund will perform in the future. Updated performance information is available by calling 1-866-787-2257 or visiting our website at <https://www.ssga.com/spdrs>.

**ANNUAL TOTAL RETURNS** (years ended 12/31)



Highest Quarterly Return: 18.79% (Q2, 2020)

Lowest Quarterly Return: -24.11% (Q1, 2020)

## AVERAGE ANNUAL TOTAL RETURNS

 (for periods ended 12/31/22)

The after-tax returns presented in the table below are calculated using highest historical individual federal marginal income tax rates and do not reflect the impact of state and local taxes. Your actual after-tax returns will depend on your specific tax situation and may differ from those shown below. After-tax returns are not relevant to investors who hold Fund Shares through tax-advantaged arrangements, such as 401(k) plans or individual retirement accounts. The returns after taxes can exceed the returns before taxes or the Index returns due to the application of foreign tax credits and/or an assumed tax benefit for a shareholder from realizing a capital loss on a sale of Fund Shares.

	One Year	Five Years	Ten Years
Return Before Taxes	-17.74%	-0.15%	2.27%
Return After Taxes on Distributions	-18.41%	-0.84%	1.70%
Return After Taxes on Distributions and Sale of Fund Shares	-10.08%	-0.13%	1.73%
S&P Emerging BMI Index (reflects no deduction for fees, expenses or taxes other than withholding taxes on reinvested dividends)	-18.07%	-0.39%	2.29%
MSCI ACWI ex USA Index (reflects no deduction for fees, expenses or taxes other than withholding taxes on reinvested dividends)	-16.00%	0.88%	3.80%

## PORTFOLIO MANAGEMENT

### INVESTMENT ADVISER

SSGA FM serves as the investment adviser to the Fund.

### PORTFOLIO MANAGERS

The professionals primarily responsible for the day-to-day management of the Fund are Michael Feehily, Karl Schneider and Dwayne Hancock.

Michael Feehily, CFA, is a Senior Managing Director of the Adviser and the Head of Global Equity Beta Solutions in the Americas. He worked at the Adviser from 1997 to 2006 and rejoined in 2010. Effective March 1, 2023, Mr. Feehily will no longer serve as a portfolio manager of the Fund.

Karl Schneider, CAIA, is a Managing Director of the Adviser and Deputy Head of Global Equity Beta Solutions in the Americas. He joined the Adviser in 1997.

Dwayne Hancock, CFA, is a Vice President of the Adviser and a Senior Portfolio Manager in the Global Equity Beta Solutions Group. He joined the Adviser in 1996.

#### **PURCHASE AND SALE INFORMATION**

The Fund will issue (or redeem) Fund Shares to certain institutional investors (typically market makers or other broker-dealers) only in large blocks of Fund Shares known as "Creation Units." Creation Unit transactions are conducted in exchange for the deposit or delivery of a designated portfolio of in-kind securities and/or cash.

Individual Fund Shares may only be purchased and sold on the NYSE Arca, Inc., other national securities exchanges, electronic crossing networks and other alternative trading systems through your broker-dealer at market prices. Because Fund Shares trade at market prices rather than at net asset value ("NAV"), Fund Shares may trade at a price greater than NAV (premium) or less than NAV (discount). When buying or selling Fund Shares in the secondary market, you may incur costs attributable to the difference between the highest price a buyer is willing to pay to purchase Fund Shares (bid) and the lowest price a seller is willing to accept for Fund Shares (ask) (the "bid-ask spread"). Recent information regarding the Fund's NAV, market price, premiums and discounts, and bid-ask spreads is available at <https://www.ssga.com/spdrs>.

#### **TAX INFORMATION**

The Fund's distributions are expected to be taxed as ordinary income, qualified dividend income and/or capital gains, unless you are investing through a tax-advantaged arrangement, such as a 401(k) plan or individual retirement account. Any withdrawals made from a tax-advantaged arrangement may be taxable to you.

#### **PAYMENTS TO BROKER-DEALERS AND OTHER FINANCIAL INTERMEDIARIES**

If you purchase Fund Shares through a broker-dealer or other financial intermediary (such as a bank), the Adviser or its affiliates may pay the financial intermediary for certain activities related to the Fund, including educational training programs, conferences, the development of technology platforms and reporting systems, or other services related to the sale or promotion of the Fund. These payments may create a conflict of interest by influencing the broker-dealer or other intermediary and your salesperson to recommend the Fund over another investment. Ask your salesperson or visit your financial intermediary's website for more information.



# SPDR® Portfolio Europe ETF

## INVESTMENT OBJECTIVE

The SPDR Portfolio Europe ETF (the “Fund”) seeks to provide investment results that, before fees and expenses, correspond generally to the total return performance of the STOXX® Europe Total Market Index.

## FEES AND EXPENSES OF THE FUND

The table below describes the fees and expenses that you may pay if you buy, hold and sell shares of the Fund (“Fund Shares”). **You may pay other fees, such as brokerage commissions and other fees to financial intermediaries, which are not reflected in the table and Example below.**

**ANNUAL FUND OPERATING EXPENSES** (expenses that you pay each year as a percentage of the value of your investment):

Management fees	0.09%
Distribution and service (12b-1) fees	None
Other expenses	0.00%
<b>Total annual Fund operating expenses</b>	<b>0.09%</b>

## EXAMPLE:

This Example is intended to help you compare the cost of investing in the Fund with the cost of investing in other funds. The Example assumes that you invest \$10,000 in the Fund for the time periods indicated, and then sell or hold all of your Fund Shares at the end of those periods. The Example also assumes that your investment has a 5% return each year and that the Fund’s operating expenses remain the same. Although your actual costs may be higher or lower, based on these assumptions your costs would be:

Year 1	Year 3	Year 5	Year 10
\$9	\$29	\$51	\$115

## PORTFOLIO TURNOVER:

The Fund pays transaction costs, such as commissions, when it buys and sells securities (or “turns over” its portfolio). A higher portfolio turnover rate may indicate higher transaction costs and may result in higher taxes when Fund Shares are held in a taxable account. These costs, which are not reflected in Annual Fund Operating Expenses or in the Example, affect the Fund’s performance. During the most recent fiscal year, the Fund’s portfolio turnover rate was 5% of the average value of its portfolio.

## THE FUND’S PRINCIPAL INVESTMENT STRATEGY

In seeking to track the performance of the STOXX® Europe Total Market Index (the “Index”), the Fund employs a sampling strategy, which means that the Fund is not required to purchase all of the securities represented in the Index. Instead, the Fund may purchase a subset of the securities in the Index in an effort to hold a portfolio of securities with generally the same risk and return characteristics of the Index. The quantity of holdings in the Fund will be based on a number of factors, including asset size of the Fund. Based on its analysis of these factors, SSGA Funds Management, Inc. (“SSGA FM” or the “Adviser”), the investment adviser to the Fund, either may invest the Fund’s assets in a subset of securities in the Index or may invest the Fund’s assets in substantially all of the securities represented in the Index in approximately the same proportions as the Index, as determined by the Adviser to be in the best interest of the Fund in pursuing its objective. The Fund is classified as “diversified” under the Investment Company Act of 1940, as amended; however, the Fund may become “non-diversified” solely as a result of tracking the Index (e.g., changes in weightings of one or more component securities). When the Fund is non-diversified, it may invest a relatively high percentage of its assets in a limited number of issuers.

Under normal market conditions, the Fund generally invests substantially all, but at least 80%, of its total assets in the securities comprising the Index. In addition, in seeking to track the Index, the Fund may invest in equity securities that are not included in the Index (including common stock, preferred stock, depositary receipts and shares of other investment companies), cash and cash equivalents or money market instruments, such as repurchase agreements and money market funds (including money market funds advised by the Adviser). In seeking to track the Index, the

Fund's assets may be concentrated in an industry or group of industries, but only to the extent that the Index concentrates in a particular industry or group of industries. Futures contracts (a type of derivative instrument) may be used by the Fund in seeking performance that corresponds to the Index and in managing cash flows.

The Index is a free-float market capitalization weighted index designed to provide a broad representation of publicly traded Western European companies. A company's free-float market capitalization is calculated by multiplying the number of shares readily available in the market by the price of such shares. The Index represents at least 95% of the free-float market capitalization of each of the following European countries: Austria, Belgium, Denmark, Finland, France, Germany, Ireland, Italy, Luxembourg, the Netherlands, Norway, Poland, Portugal, Spain, Sweden, Switzerland and the United Kingdom. The Index is reconstituted quarterly. As of November 30, 2022, a significant portion of the Fund comprised companies in the financial and industrial sectors, although this may change from time to time. As of November 30, 2022, a significant portion of the Fund comprised companies located in the United Kingdom and France, although this may change from time to time. As of November 30, 2022, the Index comprised 1,872 securities.

The Index is sponsored by STOXX (the "Index Provider"), which is not affiliated with the Fund or the Adviser. The Index Provider determines the composition of the Index, relative weightings of the securities in the Index and publishes information regarding the market value of the Index.

### **PRINCIPAL RISKS OF INVESTING IN THE FUND**

As with all investments, there are certain risks of investing in the Fund. Fund Shares will change in value, and you could lose money by investing in the Fund. An investment in the Fund is not insured or guaranteed by the Federal Deposit Insurance Corporation or any other government agency.

**Market Risk:** The Fund's investments are subject to changes in general economic conditions, general market fluctuations and the risks inherent in investment in securities markets. Investment markets can be volatile and prices of investments can change substantially due to various factors including, but not limited to, economic growth or recession, changes in interest rates, inflation, changes in the actual or perceived creditworthiness of issuers, and general market liquidity. The Fund is subject to the risk that geopolitical events will disrupt securities markets and adversely affect global economies and markets. Local, regional or global events such as war, military conflicts, acts of terrorism, natural disasters, the spread of infectious illness or other public health issues, or other events could have a significant impact on the Fund and its investments.

**Equity Investing Risk:** The market prices of equity securities owned by the Fund may go up or down, sometimes rapidly or unpredictably. The value of a security may decline for a number of reasons that may directly relate to the issuer and also may decline due to general industry or market conditions that are not specifically related to a particular company. In addition, equity markets tend to move in cycles, which may cause stock prices to fall over short or extended periods of time.

**Non-U.S. Securities Risk:** Non-U.S. securities (including depositary receipts) are subject to political, regulatory, and economic risks not present in domestic investments. There may be less information publicly available about a non-U.S. entity than about a U.S. entity, and many non-U.S. entities are not subject to accounting, auditing, legal and financial report standards comparable to those in the United States. Further, such entities and/or their securities may be subject to risks associated with currency controls; expropriation; changes in tax policy; greater market volatility; differing securities market structures; higher transaction costs; and various administrative difficulties, such as delays in clearing and settling portfolio transactions or in receiving payment of dividends. To the extent underlying securities held by the Fund trade on foreign exchanges that are closed when the exchange on which the Fund's shares trade is open, there may be deviations between the current price of an underlying security and the last quoted price for the underlying security on the closed foreign market. These deviations could result in the Fund experiencing premiums or discounts greater than those of ETFs that invest in domestic securities. Securities traded on foreign markets may be less liquid (harder to sell) than securities traded domestically. Foreign governments may impose restrictions on the repatriation of capital to the U.S. In addition, to the extent that the Fund buys securities denominated in a foreign currency, there are special risks such as changes in currency exchange rates and the risk that a foreign government could regulate foreign exchange transactions. In addition, to the extent investments are made in a limited number of countries, events in those countries will have a more significant impact on the Fund. Investments in depositary receipts may be less liquid and more volatile than the underlying shares in their primary trading market.

**Geographic Focus Risk:** The performance of a fund that is less diversified across countries or geographic regions will be closely tied to market, currency, economic, political, environmental, or regulatory conditions and developments in the countries or regions in which the fund invests, and may be more volatile than the performance of a more geographically-diversified fund.

**Europe:** Developed and emerging market countries in Europe will be significantly affected by the fiscal and monetary controls of the Economic and Monetary Union of the European Union (“EU”). Changes in regulations on trade, decreasing imports or exports, changes in the exchange rate of the euro and recessions among European countries may have a significant adverse effect on the economies of other European countries. In addition, one or more countries may abandon the euro and/or withdraw from the EU. For example, on January 31, 2020, the United Kingdom formally withdrew from the EU (commonly referred to as “Brexit”) and, after a transition period, left the EU single market and customs union under the terms of a new trade agreement on December 31, 2020. The agreement governs the new relationship between the United Kingdom and EU with respect to trading goods and services, but critical aspects of the relationship remain unresolved and subject to further negotiation and agreement. The full scope and nature of the consequences of the exit are not at this time known and are unlikely to be known for a significant period of time. It is also unknown whether the United Kingdom’s exit will increase the likelihood of other countries also departing the EU. Any exits from the EU, or the possibility of such exits, may have a significant impact on the United Kingdom, Europe, and global economies, which may result in increased volatility and illiquidity, new legal and regulatory uncertainties and potentially lower economic growth for such economies that could potentially have an adverse effect on the value of the Fund’s investments. In addition, a number of countries in Europe have suffered terrorist attacks and additional attacks may occur in the future. Such attacks may cause uncertainty in financial markets and may adversely affect the performance of the issuers to which the Fund has exposure.

**France:** The French economy is dependent to a significant extent on the economies of certain key trading partners, including Germany and other Western European countries. External demand for French exports is expected to be negatively impacted by the United Kingdom’s departure from the EU. Reduction in spending on French products and services, or changes in any of the economies of trading partners may have an adverse impact on the French economy. The French economy is dependent on exports from the agricultural sector. Leading agricultural exports include dairy products, meat, wine, fruit and vegetables, and fish. As a result, the French economy is susceptible to fluctuations in demand for agricultural products. In addition, France has been a target of terrorism in the past. Acts of terrorism in France or against French interests abroad may cause uncertainty in the French financial markets and adversely affect the performance of the issuers to which the Fund has exposure.

**United Kingdom:** The United Kingdom has one of the largest economies in Europe, and the United States and other European countries are substantial trading partners of the United Kingdom. As a result, the British economy may be impacted by changes to the economic condition of the United States and other European countries. The British economy, along with certain other EU economies, experienced a significant economic slowdown during the recent financial crisis, and certain British financial institutions suffered significant losses, were severely under-capitalized and required government intervention to survive. The British economy relies heavily on the export of financial services to the United States and other European countries and, therefore, a prolonged slowdown in the financial services sector may have a negative impact on the British economy. Continued governmental involvement or control in certain sectors may stifle competition in certain sectors or cause adverse effects on economic growth.

On January 31, 2020, the United Kingdom formally withdrew from the EU (commonly referred to as “Brexit”) and, after a transition period, left the EU single market and customs union under the terms of a new trade agreement on December 31, 2020. The agreement governs the new relationship between the United Kingdom and EU with respect to trading goods and services, but critical aspects of the relationship remain unresolved and subject to further negotiation and agreement. There is still considerable uncertainty relating to the potential consequences associated with the exit and whether the United Kingdom’s exit will increase the likelihood of other countries also departing the EU. Any exits from the EU, or the possibility of such exits, may have a significant impact on the United Kingdom, Europe, and global economies, which may result in increased volatility and illiquidity, new legal and regulatory uncertainties and potentially lower economic growth for these economies that could potentially have an adverse effect on the value of the Fund’s investments. In addition, the United Kingdom has been a target of terrorism in the past. Acts of terrorism in the United Kingdom or against British interests abroad may cause uncertainty in the British financial markets and adversely affect the performance of the issuers to which the Fund has exposure.

**Fluctuation of Net Asset Value, Share Premiums and Discounts Risk:** As with all exchange-traded funds, Fund Shares may be bought and sold in the secondary market at market prices. The trading prices of Fund Shares in the secondary market may differ from the Fund’s daily net asset value per share and there may be times

when the market price of the shares is more than the net asset value per share (premium) or less than the net asset value per share (discount). This risk is heightened in times of market volatility or periods of steep market declines.

**Currency Risk:** The value of the Fund's assets may be affected favorably or unfavorably by currency exchange rates, currency exchange control regulations, and delays, restrictions or prohibitions on the repatriation of foreign currencies. Foreign currency exchange rates may have significant volatility, and changes in the values of foreign currencies against the U.S. dollar may result in substantial declines in the values of the Fund's assets denominated in foreign currencies.

**Financial Sector Risk:** Financial services companies are subject to extensive governmental regulation, which may limit both the amounts and types of loans and other financial commitments they can make, the interest rates and fees they can charge, the scope of their activities, the prices they can charge and the amount of capital they must maintain. Profitability is largely dependent on the availability and cost of capital funds and can fluctuate significantly when interest rates change or due to increased competition. In addition, deterioration of the credit markets generally may cause an adverse impact in a broad range of markets, including U.S. and international credit and interbank money markets generally, thereby affecting a wide range of financial institutions and markets. Certain events in the financial sector may cause an unusually high degree of volatility in the financial markets, both domestic and foreign, and cause certain financial services companies to incur large losses. Securities of financial services companies may experience a dramatic decline in value when such companies experience substantial declines in the valuations of their assets, take action to raise capital (such as the issuance of debt or equity securities), or cease operations. Credit losses resulting from financial difficulties of borrowers and financial losses associated with investment activities can negatively impact the sector. Insurance companies may be subject to severe price competition. Adverse economic, business or political developments could adversely affect financial institutions engaged in mortgage finance or other lending or investing activities directly or indirectly connected to the value of real estate.

**Futures Contract Risk:** A futures contract is a standardized agreement that calls for the purchase or sale of a specific asset at a specific price at a specific future time, or cash settlement of the terms of the contract. Transactions in futures contracts can create investment leverage and may have significant volatility. It is possible that a futures contract transaction will result in a much greater loss than the principal amount invested, and the Fund may not be able to close out the futures contract at a favorable time or price. There is no assurance that a liquid secondary market on an exchange will exist for any particular futures contract. In the event no such market exists, it might not be possible to effect closing transactions, and the Fund will be unable to terminate its exposure to the futures contract. There is also a risk of imperfect correlation between movements in the prices of the futures contract and movements in the price of the underlying assets. The counterparty to a futures contract may be unable or unwilling to make timely settlement payments, return the Fund's margin, or otherwise honor its obligations.

**Indexing Strategy/Index Tracking Risk:** The Fund is managed with an indexing investment strategy, attempting to track the performance of an unmanaged index of securities, regardless of the current or projected performance of the Index or of the actual securities comprising the Index. This differs from an actively-managed fund, which typically seeks to outperform a benchmark index. As a result, the Fund's performance may be less favorable than that of a portfolio managed using an active investment strategy. The structure and composition of the Index will affect the performance, volatility, and risk of the Index and, consequently, the performance, volatility, and risk of the Fund. Errors in index data, index computations or the construction of the Index in accordance with its methodology may occur from time to time and may not be identified and corrected by the Index Provider for a period of time or at all, which may have an adverse impact on the Fund and its shareholders. To the extent circumstances evolve in between reconstitutions, the Index may include, and the Fund may therefore hold for a period of time, securities of companies that do not align with the Index's objective and/or criteria. When there are changes made to the component securities of the Index and the Fund in turn makes similar changes to its portfolio, any transaction costs and market exposure arising from such portfolio changes will be borne directly by the Fund and its shareholders. The Fund may recognize gains as a result of rebalancing or reconstituting its securities holdings to reflect changes in the securities included in the Index. The Fund also may be required to distribute any such gains to its shareholders to avoid adverse federal income tax consequences. While the Adviser seeks to track the performance of the Index (*i.e.*, achieve a high degree of correlation with the Index), the Fund's return may not match the return of the Index. The Fund incurs a number of operating expenses not applicable to the Index, and incurs costs in buying and selling securities. In addition, the Fund may not be fully invested at times, generally as a result of cash flows into or out of the Fund or reserves of cash held by the Fund to meet redemptions. The Adviser



may attempt to track the Index return by investing in fewer than all of the securities in the Index, or in some securities not included in the Index, potentially increasing the risk of divergence between the Fund's return and that of the Index.

**Industrial Sector Risk:** Industrial companies are affected by supply and demand both for their specific product or service and for industrial sector products in general. Government regulation, world events, exchange rates and economic conditions, technological developments and liabilities for environmental damage and general civil liabilities will likewise affect the performance of these companies. Aerospace and defense companies, a component of the industrial sector, can be significantly affected by government spending policies because companies involved in this industry rely, to a significant extent, on U.S. and foreign government demand for their products and services. Thus, the financial condition of, and investor interest in, aerospace and defense companies are heavily influenced by governmental defense spending policies which are typically under pressure from efforts to control the U.S. (and other) government budgets. Transportation securities, a component of the industrial sector, are cyclical and have occasional sharp price movements which may result from changes in the economy, fuel prices, labor agreements and insurance costs.

**Large-Capitalization Securities Risk:** Returns on investments in securities of large companies could trail the returns on investments in securities of smaller and mid-sized companies. Larger companies may be unable to respond as quickly as smaller and mid-sized companies to competitive challenges or to changes in business, product, financial, or other market conditions. Larger companies may not be able to maintain growth at the high rates that may be achieved by well-managed smaller and mid-sized companies.

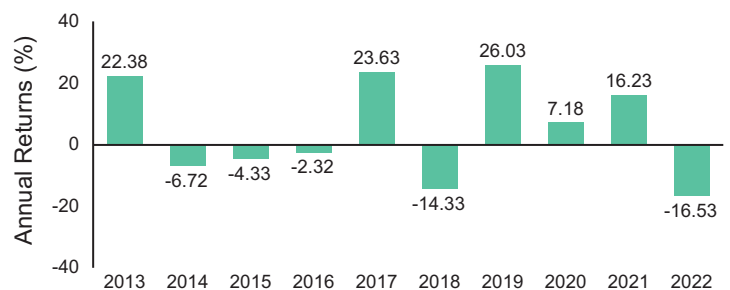
**Non-Diversification Risk:** To the extent the Fund becomes "non-diversified," the Fund may hold a smaller number of portfolio securities than many other funds. To the extent the Fund invests in a relatively small number of issuers, a decline in the market value of a particular security held by the Fund may affect its value more than if it invested in a larger number of issuers. The value of Fund Shares may be more volatile than the values of shares of more diversified funds. The Fund may become non-diversified for periods of time solely as a result of tracking the Index (e.g., changes in weightings of one or more component securities).

**Unconstrained Sector Risk:** The Fund may invest a substantial portion of its assets within one or more economic sectors or industries, which may change from time to time. Greater investment focus on one or more sectors or industries increases the potential for volatility and the risk that events negatively affecting such sectors or industries could reduce returns, potentially causing the value of the Fund's shares to decrease, perhaps significantly.

## FUND PERFORMANCE

The following bar chart and table provide an indication of the risks of investing in the Fund by showing changes in the Fund's performance from year to year and by showing how the Fund's average annual returns for certain time periods compare with the average annual returns of the Index and of a relevant broad-based securities index. The Fund's past performance (before and after taxes) is not necessarily an indication of how the Fund will perform in the future. Updated performance information is available by calling 1-866-787-2257 or visiting our website at <https://www.ssga.com/spdrs>.

**ANNUAL TOTAL RETURNS** (years ended 12/31)



Highest Quarterly Return: 19.71% (Q4, 2022)

Lowest Quarterly Return: -24.78% (Q1, 2020)

## AVERAGE ANNUAL TOTAL RETURNS

(for periods ended 12/31/22)

The after-tax returns presented in the table below are calculated using highest historical individual federal marginal income tax rates and do not reflect the impact of state and local taxes. Your actual after-tax returns will depend on your specific tax situation and may differ from those shown below. After-tax returns are not relevant to investors who hold Fund Shares through tax-advantaged arrangements, such as 401(k) plans or individual retirement accounts. The returns after taxes can exceed the returns before taxes or the Index returns due to the application of foreign tax credits and/or an assumed tax benefit for a shareholder from realizing a capital loss on a sale of Fund Shares. Effective September 23, 2019 (the "Benchmark Index Change Date"), the Fund's benchmark index changed from the STOXX Europe 50 Index (the "Previous Benchmark Index") to the STOXX Europe Total Market Index, consistent with a change in the Fund's principal investment strategy to track the performance of the current index. Performance of the Fund prior to the Benchmark Index Change Date is therefore based on the Fund's investment strategy to track the Previous Benchmark Index and may have been different had the Fund tracked the current index.



	One Year	Five Years	Ten Years
Return Before Taxes	-16.53%	2.34%	4.00%
Return After Taxes on Distributions	-17.08%	1.58%	3.15%
Return After Taxes on Distributions and Sale of Fund Shares	-9.30%	1.76%	3.06%
STOXX Europe Total Market Index/STOXX Europe 50 Index <sup>1</sup> (reflects no deduction for fees, expenses or taxes other than withholding taxes on reinvested dividends)	-16.78%	2.18%	3.96%
MSCI ACWI ex USA Index (reflects no deduction for fees, expenses or taxes other than withholding taxes on reinvested dividends)	-16.00%	0.88%	3.80%

<sup>1</sup> Returns shown are reflective of the Index for periods beginning on the Benchmark Index Change Date and the Previous Benchmark Index for periods prior to the Benchmark Index Change Date.

## PORTFOLIO MANAGEMENT

### INVESTMENT ADVISER

SSGA FM serves as the investment adviser to the Fund.

### PORTFOLIO MANAGERS

The professionals primarily responsible for the day-to-day management of the Fund are Michael Feehily, Karl Schneider and Mark Krivitsky.

Michael Feehily, CFA, is a Senior Managing Director of the Adviser and the Head of Global Equity Beta Solutions in the Americas. He worked at the Adviser from 1997 to 2006 and rejoined in 2010. Effective March 1, 2023, Mr. Feehily will no longer serve as a portfolio manager of the Fund.

Karl Schneider, CAIA, is a Managing Director of the Adviser and Deputy Head of Global Equity Beta Solutions in the Americas. He joined the Adviser in 1997.

Mark Krivitsky is a Vice President of the Adviser and a Senior Portfolio Manager in the Global Equity Beta Solutions Group and the Tax-Efficient Market Capture Group. He joined the Adviser in 1996.

## PURCHASE AND SALE INFORMATION

The Fund will issue (or redeem) Fund Shares to certain institutional investors (typically market makers or other broker-dealers) only in large blocks of Fund Shares known as "Creation Units." Creation Unit transactions are conducted in exchange for the deposit or delivery of a designated portfolio of in-kind securities and/or cash.

Individual Fund Shares may only be purchased and sold on the NYSE Arca, Inc., other national securities exchanges, electronic crossing networks and other alternative trading systems through your broker-dealer at market prices. Because Fund Shares trade at market prices rather than at net asset value ("NAV"), Fund Shares may trade at a price greater than NAV (premium) or less than NAV (discount). When buying or selling Fund Shares in the secondary market, you may incur costs attributable to the difference between the highest price a buyer is willing to pay to purchase Fund Shares (bid) and the lowest price a seller is willing to accept for Fund Shares (ask) (the "bid-ask spread"). Recent information regarding the Fund's NAV, market price, premiums and discounts, and bid-ask spreads is available at <https://www.ssga.com/spdrs>.

## TAX INFORMATION

The Fund's distributions are expected to be taxed as ordinary income, qualified dividend income and/or capital gains, unless you are investing through a tax-advantaged arrangement, such as a 401(k) plan or individual retirement account. Any withdrawals made from a tax-advantaged arrangement may be taxable to you.

## PAYMENTS TO BROKER-DEALERS AND OTHER FINANCIAL INTERMEDIARIES

If you purchase Fund Shares through a broker-dealer or other financial intermediary (such as a bank), the Adviser or its affiliates may pay the financial intermediary for certain activities related to the Fund, including educational training programs, conferences, the development of technology platforms and reporting systems, or other services related to the sale or promotion of the Fund. These payments may create a conflict of interest by influencing the broker-dealer or other intermediary and your salesperson to recommend the Fund over another investment. Ask your salesperson or visit your financial intermediary's website for more information.

# SPDR® Portfolio MSCI Global Stock Market ETF

## INVESTMENT OBJECTIVE

The SPDR Portfolio MSCI Global Stock Market ETF (the “Fund”) seeks to provide investment results that, before fees and expenses, correspond generally to the total return performance of an index that tracks securities of publicly-traded companies in developed and emerging markets.

## FEES AND EXPENSES OF THE FUND

The table below describes the fees and expenses that you may pay if you buy, hold and sell shares of the Fund (“Fund Shares”). **You may pay other fees, such as brokerage commissions and other fees to financial intermediaries, which are not reflected in the table and Example below.**

**ANNUAL FUND OPERATING EXPENSES** (expenses that you pay each year as a percentage of the value of your investment):

Management fees	0.09%
Distribution and service (12b-1) fees	None
Other expenses	0.00%
<b>Total annual Fund operating expenses</b>	<b>0.09%</b>

## EXAMPLE:

This Example is intended to help you compare the cost of investing in the Fund with the cost of investing in other funds. The Example assumes that you invest \$10,000 in the Fund for the time periods indicated, and then sell or hold all of your Fund Shares at the end of those periods. The Example also assumes that your investment has a 5% return each year and that the Fund’s operating expenses remain the same. Although your actual costs may be higher or lower, based on these assumptions your costs would be:

Year 1	Year 3	Year 5	Year 10
\$9	\$29	\$51	\$115

## PORTFOLIO TURNOVER:

The Fund pays transaction costs, such as commissions, when it buys and sells securities (or “turns over” its portfolio). A higher portfolio turnover rate may indicate higher transaction costs and may result in higher taxes when Fund Shares are held in a taxable account. These costs, which are not reflected in Annual Fund Operating Expenses or in the Example, affect the Fund’s performance. During the most recent fiscal year, the Fund’s portfolio turnover rate was 5% of the average value of its portfolio.

## THE FUND’S PRINCIPAL INVESTMENT STRATEGY

In seeking to track the performance of the MSCI ACWI IMI Index (the “Index”), the Fund employs a sampling strategy, which means that the Fund is not required to purchase all of the securities represented in the Index. Instead, the Fund may purchase a subset of the securities in the Index in an effort to hold a portfolio of securities with generally the same risk and return characteristics of the Index. The quantity of holdings in the Fund will be based on a number of factors, including asset size of the Fund. Based on its analysis of these factors, SSGA Funds Management, Inc. (“SSGA FM” or the “Adviser”), the investment adviser to the Fund, either may invest the Fund’s assets in a subset of securities in the Index or may invest the Fund’s assets in substantially all of the securities represented in the Index in approximately the same proportions as the Index, as determined by the Adviser to be in the best interest of the Fund in pursuing its objective. The Fund is classified as “diversified” under the Investment Company Act of 1940, as amended; however, the Fund may become “non-diversified” solely as a result of tracking the Index (e.g., changes in weightings of one or more component securities). When the Fund is non-diversified, it may invest a relatively high percentage of its assets in a limited number of issuers.

Under normal market conditions, the Fund generally invests substantially all, but at least 80%, of its total assets in the securities comprising the Index and in depositary receipts (including American Depositary Receipts (“ADRs”) or Global Depositary Receipts (“GDRs”)) based on securities comprising the Index. In addition, in seeking to track the Index, the Fund may invest in equity securities that are not included in the Index (including common stock, preferred stock, depositary receipts and shares of other investment companies), cash and cash equivalents or money market

instruments, such as repurchase agreements and money market funds (including money market funds advised by the Adviser). In seeking to track the Index, the Fund's assets may be concentrated in an industry or group of industries, but only to the extent that the Index concentrates in a particular industry or group of industries. Futures contracts (a type of derivative instrument) may be used by the Fund in seeking performance that corresponds to the Index and in managing cash flows.

The Index is a free float-adjusted market capitalization-weighted index that is designed to measure the combined equity market performance of developed and emerging markets. The Index covers approximately 99% of the global equity markets. To be eligible for inclusion in the Index, a security and its issuing company must meet certain size and capitalization requirements. In particular: (i) a company must have a full market capitalization within the range of the top 99% of the developed market equity universe, based on free float-adjusted market capitalization (for emerging market companies, the required full market capitalization is set at one half the corresponding level for developed market companies); and (ii) a security must have a free float-adjusted market capitalization equal to or greater than 50% of the smallest company identified above. A company's free float-adjusted market capitalization is calculated by multiplying the number of shares readily available in the market by the price of such shares. In addition, the following liquidity requirements must be met: (i) developed market securities must have a three-month and twelve-month Annualized Traded Value Ratio ("ATVR") of at least 20% and a three-month frequency of trading of at least 90% (ATVR is a measure of a security's trading volume divided by its float-adjusted market capitalization) and (ii) emerging market securities must have a three-month and twelve-month ATVR of at least 15% and a three-month frequency of trading of at least 80%. Mutual funds, ETFs, equity derivatives, limited partnerships, and most investment trusts are not eligible for inclusion in the Index. The composition of the Index is fully reviewed on a quarterly basis. As of November 30, 2022, a significant portion of the Fund comprised companies in the technology sector, although this may change from time to time. As of November 30, 2022, countries represented in the Fund included Argentina, Australia, Austria, Belgium, Brazil, Canada, Chile, China, Colombia, Denmark, Finland, France, Germany, Hong Kong, Hungary, India, Indonesia, Ireland, Israel, Italy, Japan, Mexico, the Netherlands, Norway, Pakistan, the Philippines, Poland, Singapore, South Africa, South Korea, Spain, Sweden, Switzerland, Taiwan, Thailand, Turkey, the United Kingdom and the United States. As of November 30, 2022, a significant portion of the Fund comprised companies located in the United States, although this may change from time to time. As of November 30, 2022, the Index comprised 9,220 securities.

The Index is sponsored by MSCI, Inc. (the "Index Provider"), which is not affiliated with the Fund or the Adviser. The Index Provider determines the composition of the Index, relative weightings of the securities in the Index and publishes information regarding the market value of the Index.

#### **PRINCIPAL RISKS OF INVESTING IN THE FUND**

As with all investments, there are certain risks of investing in the Fund. Fund Shares will change in value, and you could lose money by investing in the Fund. An investment in the Fund is not insured or guaranteed by the Federal Deposit Insurance Corporation or any other government agency.

**Market Risk:** The Fund's investments are subject to changes in general economic conditions, general market fluctuations and the risks inherent in investment in securities markets. Investment markets can be volatile and prices of investments can change substantially due to various factors including, but not limited to, economic growth or recession, changes in interest rates, inflation, changes in the actual or perceived creditworthiness of issuers, and general market liquidity. The Fund is subject to the risk that geopolitical events will disrupt securities markets and adversely affect global economies and markets. Local, regional or global events such as war, military conflicts, acts of terrorism, natural disasters, the spread of infectious illness or other public health issues, or other events could have a significant impact on the Fund and its investments.

**Equity Investing Risk:** The market prices of equity securities owned by the Fund may go up or down, sometimes rapidly or unpredictably. The value of a security may decline for a number of reasons that may directly relate to the issuer and also may decline due to general industry or market conditions that are not specifically related to a particular company. In addition, equity markets tend to move in cycles, which may cause stock prices to fall over short or extended periods of time.

**Non-U.S. Securities Risk:** Non-U.S. securities (including depositary receipts) are subject to political, regulatory, and economic risks not present in domestic investments. There may be less information publicly available about a non-U.S. entity than about a U.S. entity, and many non-U.S. entities are not subject to accounting, auditing, legal and financial report standards comparable to those in the United States. Further, such entities and/or their securities may be subject to risks associated with currency controls; expropriation; changes in tax policy; greater market volatility; differing securities market structures; higher transaction costs; and various administrative difficulties, such as delays in clearing and settling portfolio transactions or in receiving payment of dividends. To

the extent underlying securities held by the Fund trade on foreign exchanges that are closed when the exchange on which the Fund's shares trade is open, there may be deviations between the current price of an underlying security and the last quoted price for the underlying security on the closed foreign market. These deviations could result in the Fund experiencing premiums or discounts greater than those of ETFs that invest in domestic securities. Securities traded on foreign markets may be less liquid (harder to sell) than securities traded domestically. Foreign governments may impose restrictions on the repatriation of capital to the U.S. In addition, to the extent that the Fund buys securities denominated in a foreign currency, there are special risks such as changes in currency exchange rates and the risk that a foreign government could regulate foreign exchange transactions. In addition, to the extent investments are made in a limited number of countries, events in those countries will have a more significant impact on the Fund. Investments in depositary receipts may be less liquid and more volatile than the underlying shares in their primary trading market.

**Fluctuation of Net Asset Value, Share Premiums and Discounts Risk:** As with all exchange-traded funds, Fund Shares may be bought and sold in the secondary market at market prices. The trading prices of Fund Shares in the secondary market may differ from the Fund's daily net asset value per share and there may be times when the market price of the shares is more than the net asset value per share (premium) or less than the net asset value per share (discount). This risk is heightened in times of market volatility or periods of steep market declines.

**Currency Risk:** The value of the Fund's assets may be affected favorably or unfavorably by currency exchange rates, currency exchange control regulations, and delays, restrictions or prohibitions on the repatriation of foreign currencies. Foreign currency exchange rates may have significant volatility, and changes in the values of foreign currencies against the U.S. dollar may result in substantial declines in the values of the Fund's assets denominated in foreign currencies.

**Depositary Receipts Risk:** Investments in depositary receipts may be less liquid and more volatile than the underlying securities in their primary trading market. If a depositary receipt is denominated in a different currency than its underlying securities, the Fund will be subject to the currency risk of both the investment in the depositary receipt and the underlying security. Holders of depositary receipts may have limited or no rights to take action with respect to the underlying securities or to compel the issuer of the receipts to take action. The prices of depositary receipts may differ from the prices of securities upon which they are based. To the extent the Fund invests in depositary receipts based on securities included in the Index, such differences in prices may increase index tracking risk.

**Emerging Markets Risk:** Risks of investing in emerging markets include, among others, greater political and economic instability, greater volatility in currency exchange rates, less developed securities markets, possible trade barriers, currency transfer restrictions, a more limited number of potential buyers and issuers, an emerging market country's dependence on revenue from particular commodities or international aid, less governmental supervision and regulation, unavailability of currency hedging techniques, differences in auditing and financial reporting standards, and less developed legal systems. There is also the potential for unfavorable action such as expropriation, nationalization, embargo, and acts of war. The securities of emerging market companies may trade less frequently and in smaller volumes than more widely held securities. Market disruptions or substantial market corrections may limit very significantly the liquidity of securities of certain companies in a particular country or geographic region, or of all companies in the country or region. The Fund may be unable to liquidate its positions in such securities at any time, or at a favorable price, in order to meet the Fund's obligations. These risks are generally greater for investments in frontier market countries, which typically have smaller economies or less developed capital markets than traditional emerging market countries.

**Futures Contract Risk:** A futures contract is a standardized agreement that calls for the purchase or sale of a specific asset at a specific price at a specific future time, or cash settlement of the terms of the contract. Transactions in futures contracts can create investment leverage and may have significant volatility. It is possible that a futures contract transaction will result in a much greater loss than the principal amount invested, and the Fund may not be able to close out the futures contract at a favorable time or price. There is no assurance that a liquid secondary market on an exchange will exist for any particular futures contract. In the event no such market exists, it might not be possible to effect closing transactions, and the Fund will be unable to terminate its exposure to the futures contract. There is also a risk of imperfect correlation between movements in the prices of the futures contract and movements in the price of the underlying assets. The counterparty to a futures contract may be unable or unwilling to make timely settlement payments, return the Fund's margin, or otherwise honor its obligations.



**Geographic Focus Risk:** The performance of a fund that is less diversified across countries or geographic regions will be closely tied to market, currency, economic, political, environmental, or regulatory conditions and developments in the countries or regions in which the fund invests, and may be more volatile than the performance of a more geographically-diversified fund.

**Indexing Strategy/Index Tracking Risk:** The Fund is managed with an indexing investment strategy, attempting to track the performance of an unmanaged index of securities, regardless of the current or projected performance of the Index or of the actual securities comprising the Index. This differs from an actively-managed fund, which typically seeks to outperform a benchmark index. As a result, the Fund's performance may be less favorable than that of a portfolio managed using an active investment strategy. The structure and composition of the Index will affect the performance, volatility, and risk of the Index and, consequently, the performance, volatility, and risk of the Fund. Errors in index data, index computations or the construction of the Index in accordance with its methodology may occur from time to time and may not be identified and corrected by the Index Provider for a period of time or at all, which may have an adverse impact on the Fund and its shareholders. To the extent circumstances evolve in between reconstitutions, the Index may include, and the Fund may therefore hold for a period of time, securities of companies that do not align with the Index's objective and/or criteria. When there are changes made to the component securities of the Index and the Fund in turn makes similar changes to its portfolio, any transaction costs and market exposure arising from such portfolio changes will be borne directly by the Fund and its shareholders. The Fund may recognize gains as a result of rebalancing or reconstituting its securities holdings to reflect changes in the securities included in the Index. The Fund also may be required to distribute any such gains to its shareholders to avoid adverse federal income tax consequences. While the Adviser seeks to track the performance of the Index (*i.e.*, achieve a high degree of correlation with the Index), the Fund's return may not match the return of the Index. The Fund incurs a number of operating expenses not applicable to the Index, and incurs costs in buying and selling securities. In addition, the Fund may not be fully invested at times, generally as a result of cash flows into or out of the Fund or reserves of cash held by the Fund to meet redemptions. The Adviser may attempt to track the Index return by investing in fewer than all of the securities in the Index, or in some securities not included in the Index, potentially increasing the risk of divergence between the Fund's return and that of the Index.

**Liquidity Risk:** Lack of a ready market, stressed market conditions, or restrictions on resale may limit the ability of the Fund to sell a security at an advantageous time or price or at all. Illiquid investments may trade at a discount from comparable, more liquid investments and may be subject to wide fluctuations in market value. If the liquidity of the Fund's holdings deteriorates, it may lead to differences between the market price of Fund Shares and the net asset value of Fund Shares, and could result in the Fund Shares being less liquid. Illiquidity of the Fund's holdings may also limit the ability of the Fund to obtain cash to meet redemptions on a timely basis. In addition, the Fund, due to limitations on investments in any illiquid investments and/or the difficulty in purchasing and selling such investments, may be unable to achieve its desired level of exposure to a certain market or sector.

**Non-Diversification Risk:** To the extent the Fund becomes "non-diversified," the Fund may hold a smaller number of portfolio securities than many other funds. To the extent the Fund invests in a relatively small number of issuers, a decline in the market value of a particular security held by the Fund may affect its value more than if it invested in a larger number of issuers. The value of Fund Shares may be more volatile than the values of shares of more diversified funds. The Fund may become non-diversified for periods of time solely as a result of tracking the Index (*e.g.*, changes in weightings of one or more component securities).

**Technology Sector Risk:** Market or economic factors impacting technology companies and companies that rely heavily on technological advances could have a major effect on the value of the Fund's investments. The value of stocks of technology companies and companies that rely heavily on technology is particularly vulnerable to rapid changes in technology product cycles, rapid product obsolescence, government regulation and competition, both domestically and internationally, including competition from foreign competitors with lower production costs. Stocks of technology companies and companies that rely heavily on technology, especially those of smaller, less-seasoned companies, tend to be more volatile than the overall market. Technology companies are heavily dependent on patent and intellectual property rights, the loss or impairment of which may adversely affect profitability. Additionally, companies in the technology sector may face dramatic and often unpredictable changes in growth rates and competition for the services of qualified personnel.

**Unconstrained Sector Risk:** The Fund may invest a substantial portion of its assets within one or more economic sectors or industries, which may change from time to time. Greater investment focus on one or more sectors or industries increases the potential for volatility and the risk that events negatively affecting such sectors or industries could reduce returns, potentially causing the value of the Fund's shares to decrease, perhaps significantly.

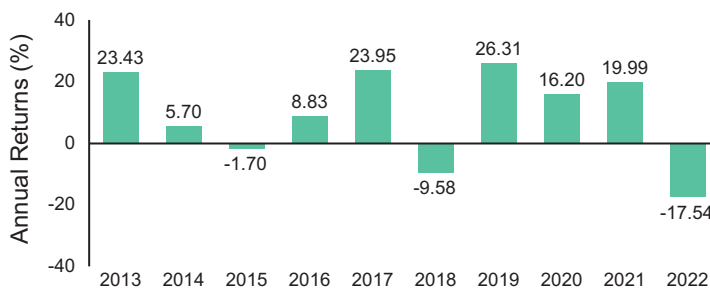


**Valuation Risk:** Some portfolio holdings, potentially a large portion of the Fund's investment portfolio, may be valued on the basis of factors other than market quotations. This may occur more often in times of market turmoil or reduced liquidity. There are multiple methods that can be used to value a portfolio holding when market quotations are not readily available. The value established for any portfolio holding at a point in time might differ from what would be produced using a different methodology or if it had been priced using market quotations. Portfolio holdings that are valued using techniques other than market quotations, including "fair valued" securities, may be subject to greater fluctuation in their valuations from one day to the next than if market quotations were used. In addition, there is no assurance that the Fund could sell or close out a portfolio position for the value established for it at any time, and it is possible that the Fund would incur a loss because a portfolio position is sold or closed out at a discount to the valuation established by the Fund at that time.

## FUND PERFORMANCE

The following bar chart and table provide an indication of the risks of investing in the Fund by showing changes in the Fund's performance from year to year and by showing how the Fund's average annual returns for certain time periods compare with the average annual returns of the Index and of a relevant broad-based securities index. The Fund's past performance (before and after taxes) is not necessarily an indication of how the Fund will perform in the future. Updated performance information is available by calling 1-866-787-2257 or visiting our website at <https://www.ssga.com/spdrs>.

### ANNUAL TOTAL RETURNS (years ended 12/31)



Highest Quarterly Return: 19.08% (Q2, 2020)

Lowest Quarterly Return: -21.99% (Q1, 2020)

### AVERAGE ANNUAL TOTAL RETURNS (for periods ended 12/31/22)

The after-tax returns presented in the table below are calculated using highest historical individual federal marginal income tax rates and do not reflect the impact of state and local taxes. Your actual after-tax returns will depend on your specific tax situation and may differ from those shown below. After-tax returns are not relevant to investors who hold Fund Shares through tax-advantaged arrangements, such as 401(k) plans or individual retirement accounts. The returns after taxes can exceed the returns before taxes or the Index returns due to the application of foreign tax credits and/or an assumed tax benefit for a shareholder from realizing a capital loss on a sale of Fund Shares.

	One Year	Five Years	Ten Years
Return Before Taxes	-17.54%	5.60%	8.55%
Return After Taxes on Distributions	-18.02%	4.98%	7.70%
Return After Taxes on Distributions and Sale of Fund Shares	-10.09%	4.23%	6.59%
MSCI ACWI IMI Index (reflects no deduction for fees, expenses or taxes other than withholding taxes on reinvested dividends)	-18.40%	4.96%	7.94%
MSCI ACWI ex USA Index (reflects no deduction for fees, expenses or taxes other than withholding taxes on reinvested dividends)	-16.00%	0.88%	3.80%

## PORTFOLIO MANAGEMENT

### INVESTMENT ADVISER

SSGA FM serves as the investment adviser to the Fund.

### PORTFOLIO MANAGERS

The professionals primarily responsible for the day-to-day management of the Fund are Michael Feehily, Karl Schneider and Keith Richardson.

Michael Feehily, CFA, is a Senior Managing Director of the Adviser and the Head of Global Equity Beta Solutions in the Americas. He worked at the Adviser from 1997 to 2006 and rejoined in 2010. Effective March 1, 2023, Mr. Feehily will no longer serve as a portfolio manager of the Fund.

Karl Schneider, CAIA, is a Managing Director of the Adviser and Deputy Head of Global Equity Beta Solutions in the Americas. He joined the Adviser in 1997.

Keith Richardson is a Vice President of the Adviser and a Senior Portfolio Manager in the Global Equity Beta Solutions Group. He joined the Adviser in 1999.

## **PURCHASE AND SALE INFORMATION**

The Fund will issue (or redeem) Fund Shares to certain institutional investors (typically market makers or other broker-dealers) only in large blocks of Fund Shares known as "Creation Units." Creation Unit transactions are conducted in exchange for the deposit or delivery of a designated portfolio of in-kind securities and/or cash.

Individual Fund Shares may only be purchased and sold on the NYSE Arca, Inc., other national securities exchanges, electronic crossing networks and other alternative trading systems through your broker-dealer at market prices. Because Fund Shares trade at market prices rather than at net asset value ("NAV"), Fund Shares may trade at a price greater than NAV (premium) or less than NAV (discount). When buying or selling Fund Shares in the secondary market, you may incur costs attributable to the difference between the highest price a buyer is willing to pay to purchase Fund Shares (bid) and the lowest price a seller is willing to accept for Fund Shares (ask) (the "bid-ask spread"). Recent information regarding the Fund's NAV, market price, premiums and discounts, and bid-ask spreads is available at <https://www.ssga.com/spdrs>.

## **TAX INFORMATION**

The Fund's distributions are expected to be taxed as ordinary income, qualified dividend income and/or capital gains, unless you are investing through a tax-advantaged arrangement, such as a 401(k) plan or individual retirement account. Any withdrawals made from a tax-advantaged arrangement may be taxable to you.

## **PAYMENTS TO BROKER-DEALERS AND OTHER FINANCIAL INTERMEDIARIES**

If you purchase Fund Shares through a broker-dealer or other financial intermediary (such as a bank), the Adviser or its affiliates may pay the financial intermediary for certain activities related to the Fund, including educational training programs, conferences, the development of technology platforms and reporting systems, or other services related to the sale or promotion of the Fund. These payments may create a conflict of interest by influencing the broker-dealer or other intermediary and your salesperson to recommend the Fund over another investment. Ask your salesperson or visit your financial intermediary's website for more information.

# SPDR® S&P® China ETF

## INVESTMENT OBJECTIVE

The SPDR S&P China ETF (the “Fund”) seeks to provide investment results that, before fees and expenses, correspond generally to the total return performance of an index based upon the Chinese equity market.

## FEES AND EXPENSES OF THE FUND

The table below describes the fees and expenses that you may pay if you buy, hold and sell shares of the Fund (“Fund Shares”). **You may pay other fees, such as brokerage commissions and other fees to financial intermediaries, which are not reflected in the table and Example below.**

**ANNUAL FUND OPERATING EXPENSES** (expenses that you pay each year as a percentage of the value of your investment):

Management fees	0.59%
Distribution and service (12b-1) fees	None
Other expenses	0.00%
<b>Total annual Fund operating expenses</b>	<b>0.59%</b>

## EXAMPLE:

This Example is intended to help you compare the cost of investing in the Fund with the cost of investing in other funds. The Example assumes that you invest \$10,000 in the Fund for the time periods indicated, and then sell or hold all of your Fund Shares at the end of those periods. The Example also assumes that your investment has a 5% return each year and that the Fund’s operating expenses remain the same. Although your actual costs may be higher or lower, based on these assumptions your costs would be:

Year 1	Year 3	Year 5	Year 10
\$60	\$189	\$329	\$738

## PORTFOLIO TURNOVER:

The Fund pays transaction costs, such as commissions, when it buys and sells securities (or “turns over” its portfolio). A higher portfolio turnover rate may indicate higher transaction costs and may result in higher taxes when Fund Shares are held in a taxable account. These costs, which are not reflected in Annual Fund Operating Expenses or in the Example, affect the Fund’s performance. During the most recent fiscal year, the Fund’s portfolio turnover rate was 11% of the average value of its portfolio.

## THE FUND’S PRINCIPAL INVESTMENT STRATEGY

In seeking to track the performance of the S&P China BMI Index (the “Index”), the Fund employs a sampling strategy, which means that the Fund is not required to purchase all of the securities represented in the Index. Instead, the Fund may purchase a subset of the securities in the Index in an effort to hold a portfolio of securities with generally the same risk and return characteristics of the Index. The quantity of holdings in the Fund will be based on a number of factors, including asset size of the Fund. Based on its analysis of these factors, SSGA Funds Management, Inc. (“SSGA FM” or the “Adviser”), the investment adviser to the Fund, either may invest the Fund’s assets in a subset of securities in the Index or may invest the Fund’s assets in substantially all of the securities represented in the Index in approximately the same proportions as the Index, as determined by the Adviser to be in the best interest of the Fund in pursuing its objective.

Under normal market conditions, the Fund generally invests substantially all, but at least 80%, of its total assets in the securities comprising the Index and in depositary receipts (including American Depositary Receipts (“ADRs”) or Global Depositary Receipts (“GDRs”)) based on securities comprising the Index. In addition, in seeking to track the Index, the Fund may invest in equity securities that are not included in the Index (including common stock, preferred stock, depositary receipts and shares of other investment companies), cash and cash equivalents or money market instruments, such as repurchase agreements and money market funds (including money market funds advised by the

Adviser). In seeking to track the Index, the Fund's assets may be concentrated in an industry or group of industries, but only to the extent that the Index concentrates in a particular industry or group of industries. Futures contracts (a type of derivative instrument) may be used by the Fund in seeking performance that corresponds to the Index and in managing cash flows.

The Index is a float-adjusted market capitalization weighted index designed to define and measure the investable universe of publicly traded companies domiciled in China available to foreign investors. The Index also may include equity securities issued by companies incorporated in Mainland China that are denominated and currently traded in Renminbi on the Shanghai or Shenzhen Exchanges via the Shanghai-Hong Kong Stock Connect or Shenzhen-Hong Kong Stock Connect facilities (commonly known as "A Shares" or "China A Shares"). The Index component securities are a subset, based on region, of component securities included in the S&P Global BMI (Broad Market Index). The S&P Global BMI is a rules-based index that measures global stock market performance. A country will be eligible for inclusion in the S&P Global BMI if it is classified as either a developed or emerging market by the S&P Global Equity Index Committee. Country classification is reviewed annually and determined based on quantitative criteria and feedback from market participants via a publicly available market consultation. All publicly listed companies with float-adjusted market capitalizations of at least \$100 million and sufficient liquidity based on 12-month median value traded ratio and 6-month median daily value traded are included for each country. Once included, all current constituents with float-adjusted market capitalizations of at least \$75 million and sufficient liquidity will remain in the S&P Global BMI for each country. The Index is "float-adjusted," meaning that only those shares publicly available to investors are included in the Index calculation. All stocks are weighted proportionally to their float-adjusted market capitalization and the Index is reconstituted annually in September. In addition, the Index rebalances quarterly to allow for changes in shares outstanding and the inclusion of eligible initial public offerings, as well as new listings on eligible exchanges and issues that emerged from bankruptcy. As of November 30, 2022, a significant portion of the Fund comprised companies in the consumer discretionary and financial sectors, although this may change from time to time. As of November 30, 2022, the Index comprised 2,148 securities.

The Index is sponsored by S&P Dow Jones Indices LLC (the "Index Provider"), which is not affiliated with the Fund or the Adviser. The Index Provider determines the composition of the Index, relative weightings of the securities in the Index and publishes information regarding the market value of the Index.

## **PRINCIPAL RISKS OF INVESTING IN THE FUND**

As with all investments, there are certain risks of investing in the Fund. Fund Shares will change in value, and you could lose money by investing in the Fund. An investment in the Fund is not insured or guaranteed by the Federal Deposit Insurance Corporation or any other government agency.

**Market Risk:** The Fund's investments are subject to changes in general economic conditions, general market fluctuations and the risks inherent in investment in securities markets. Investment markets can be volatile and prices of investments can change substantially due to various factors including, but not limited to, economic growth or recession, changes in interest rates, inflation, changes in the actual or perceived creditworthiness of issuers, and general market liquidity. The Fund is subject to the risk that geopolitical events will disrupt securities markets and adversely affect global economies and markets. Local, regional or global events such as war, military conflicts, acts of terrorism, natural disasters, the spread of infectious illness or other public health issues, or other events could have a significant impact on the Fund and its investments.

**Equity Investing Risk:** The market prices of equity securities owned by the Fund may go up or down, sometimes rapidly or unpredictably. The value of a security may decline for a number of reasons that may directly relate to the issuer and also may decline due to general industry or market conditions that are not specifically related to a particular company. In addition, equity markets tend to move in cycles, which may cause stock prices to fall over short or extended periods of time.

**Non-U.S. Securities Risk:** Non-U.S. securities (including depositary receipts) are subject to political, regulatory, and economic risks not present in domestic investments. There may be less information publicly available about a non-U.S. entity than about a U.S. entity, and many non-U.S. entities are not subject to accounting, auditing, legal and financial report standards comparable to those in the United States. Further, such entities and/or their securities may be subject to risks associated with currency controls; expropriation; changes in tax policy; greater market volatility; differing securities market structures; higher transaction costs; and various administrative difficulties, such as delays in clearing and settling portfolio transactions or in receiving payment of dividends. To the extent underlying securities held by the Fund trade on foreign exchanges that are closed when the exchange on which the Fund's shares trade is open, there may be deviations between the current price of an underlying security and the last quoted price for the underlying security on the closed foreign market. These deviations could result in the Fund experiencing premiums or discounts greater than those of ETFs that invest in domestic

securities. Securities traded on foreign markets may be less liquid (harder to sell) than securities traded domestically. Foreign governments may impose restrictions on the repatriation of capital to the U.S. In addition, to the extent that the Fund buys securities denominated in a foreign currency, there are special risks such as changes in currency exchange rates and the risk that a foreign government could regulate foreign exchange transactions. In addition, to the extent investments are made in a limited number of countries, events in those countries will have a more significant impact on the Fund. Investments in depositary receipts may be less liquid and more volatile than the underlying shares in their primary trading market.

**Emerging Markets Risk:** Risks of investing in emerging markets include, among others, greater political and economic instability, greater volatility in currency exchange rates, less developed securities markets, possible trade barriers, currency transfer restrictions, a more limited number of potential buyers and issuers, an emerging market country's dependence on revenue from particular commodities or international aid, less governmental supervision and regulation, unavailability of currency hedging techniques, differences in auditing and financial reporting standards, and less developed legal systems. There is also the potential for unfavorable action such as expropriation, nationalization, embargo, and acts of war. The securities of emerging market companies may trade less frequently and in smaller volumes than more widely held securities. Market disruptions or substantial market corrections may limit very significantly the liquidity of securities of certain companies in a particular country or geographic region, or of all companies in the country or region. The Fund may be unable to liquidate its positions in such securities at any time, or at a favorable price, in order to meet the Fund's obligations. These risks are generally greater for investments in frontier market countries, which typically have smaller economies or less developed capital markets than traditional emerging market countries.

**Geographic Focus Risk:** The performance of a fund that is less diversified across countries or geographic regions will be closely tied to market, currency, economic, political, environmental, or regulatory conditions and developments in the countries or regions in which the fund invests, and may be more volatile than the performance of a more geographically-diversified fund.

**China:** The Chinese economy is generally considered an emerging market and can be significantly affected by economic and political conditions and policy in China and surrounding Asian countries. A relatively small number of Chinese companies represent a large portion of China's total market and thus may be more sensitive to adverse political or economic circumstances and market movements. The economy of China differs, often unfavorably, from the U.S. economy in such respects as structure, general development, government involvement, wealth distribution, rate of inflation, growth rate, allocation of resources and capital reinvestment, among others. Under China's political and economic system, the central government has historically exercised substantial control over virtually every sector of the Chinese economy through administrative regulation and/or state ownership. The Chinese government may intervene or seek to control the operations, structure, or ownership of Chinese companies, including with respect to foreign investors of such companies. In addition, expropriation, including nationalization, confiscatory taxation, political, economic or social instability or other developments could adversely affect and significantly diminish the values of the Chinese companies in which the Fund invests. International trade tensions may arise from time to time which can result in trade tariffs, embargoes, trade limitations, trade wars and other negative consequences. These consequences may trigger a reduction in international trade, the oversupply of certain manufactured goods, substantial price reductions of goods and possible failure of individual companies and/or large segments of China's export industry with a potentially severe negative impact to the Fund. The Fund may invest in shares of Chinese companies traded on stock markets in Mainland China or Hong Kong. These stock markets have recently experienced high levels of volatility, which may continue in the future. The Hong Kong stock market may behave differently from the Mainland China stock market and there may be little to no correlation between the performance of the Hong Kong stock market and the Mainland China stock market. The Fund may also gain investment exposure to certain Chinese companies through variable interest entity ("VIE") structures. The VIE structure enables foreign investors, such as the Fund, to obtain investment exposure to a Chinese company in situations in which the Chinese government has limited or prohibited non-Chinese ownership of such company. The VIE structure does not involve equity ownership in a China-based company but rather involves claims to the China-based company's profits and control of its assets through contractual arrangements. In addition to the risk of government intervention, investments through a VIE structure are subject to the risk that the China-based company (or its officers, directors, or Chinese equity owners) may breach those contractual arrangements, or Chinese law changes in a way that adversely affects the enforceability of these arrangements, or those contracts are otherwise not enforceable under Chinese law, in which case the Fund may suffer significant losses on its investments through a VIE structure with little or no



recourse available. If the Chinese government takes action adversely affecting VIE structures, the market value of the Fund's associated portfolio holdings would likely suffer significant, detrimental, and possibly permanent consequences, which could result in substantial investment losses.

**Risks of Investing in China A Shares:** The A Shares market is volatile with a risk of suspension of trading in a particular security or multiple securities or government intervention. Securities in the A Shares market may be suspended from trading without an indication of how long the suspension will last, which may impair the liquidity of such securities and may impact the ability of the Fund to track its Index. The Chinese securities markets are emerging markets characterized by relatively low trading volume, resulting in substantially less liquidity and greater price volatility. Liquidity risks may be more pronounced for the A Shares market than for other more developed securities markets generally because the A Shares market is subject to greater government restrictions and control, including trading suspensions. China A Shares are only available to non-mainland China investors (i) through certain foreign institutional investors that have obtained a license from the Chinese regulators or (ii) through the Hong Kong-Shanghai Stock Connect or Shenzhen-Hong Kong Stock Connect programs ("Stock Connect"). The Fund may invest in China A Shares through the Adviser, who is licensed as a Renminbi Qualified Foreign Institutional Investor ("RQFII") from the China Securities Regulatory Commission. The Adviser's failure to, among other things, observe Chinese regulations could lead to adverse consequences, including the requirement that the Fund dispose of its A Shares holdings. The Fund may also invest in China A Shares through Stock Connect. Trading through Stock Connect is subject to a number of restrictions that may affect the Fund's investments and returns, including daily quotas that limit the maximum daily net purchases on any particular day.

**Fluctuation of Net Asset Value, Share Premiums and Discounts Risk:** As with all exchange-traded funds, Fund Shares may be bought and sold in the secondary market at market prices. The trading prices of Fund Shares in the secondary market may differ from the Fund's daily net asset value per share and there may be times when the market price of the shares is more than the net asset value per share (premium) or less than the net asset value per share (discount). This risk is heightened in times of market volatility or periods of steep market declines.

**Consumer Discretionary Sector Risk:** The success of consumer product manufacturers and retailers is tied closely to the performance of the overall global economy, interest rates, competition and consumer confidence. Success depends heavily on disposable household income and consumer spending. Also, companies in the consumer discretionary sector may be subject to severe competition, which may have an adverse impact on their respective profitability. Changes in demographics and consumer tastes can also affect the demand for, and success of, consumer products and services in the marketplace.

**Currency Risk:** The value of the Fund's assets may be affected favorably or unfavorably by currency exchange rates, currency exchange control regulations, and delays, restrictions or prohibitions on the repatriation of foreign currencies. Foreign currency exchange rates may have significant volatility, and changes in the values of foreign currencies against the U.S. dollar may result in substantial declines in the values of the Fund's assets denominated in foreign currencies.

**Depository Receipts Risk:** Investments in depository receipts may be less liquid and more volatile than the underlying securities in their primary trading market. If a depository receipt is denominated in a different currency than its underlying securities, the Fund will be subject to the currency risk of both the investment in the depository receipt and the underlying security. Holders of depository receipts may have limited or no rights to take action with respect to the underlying securities or to compel the issuer of the receipts to take action. The prices of depository receipts may differ from the prices of securities upon which they are based. To the extent the Fund invests in depository receipts based on securities included in the Index, such differences in prices may increase index tracking risk.

**Financial Sector Risk:** Financial services companies are subject to extensive governmental regulation, which may limit both the amounts and types of loans and other financial commitments they can make, the interest rates and fees they can charge, the scope of their activities, the prices they can charge and the amount of capital they must maintain. Profitability is largely dependent on the availability and cost of capital funds and can fluctuate significantly when interest rates change or due to increased competition. In addition, deterioration of the credit markets generally may cause an adverse impact in a broad range of markets, including U.S. and international credit and interbank money markets generally, thereby affecting a wide range of financial institutions and markets. Certain events in the financial sector may cause an unusually high degree of volatility in the financial markets, both domestic and foreign, and cause certain financial services companies to incur large losses. Securities of financial services companies may experience a dramatic decline in value when such companies experience substantial declines in the valuations of their assets, take action to raise capital (such as the issuance of debt or equity

securities), or cease operations. Credit losses resulting from financial difficulties of borrowers and financial losses associated with investment activities can negatively impact the sector. Insurance companies may be subject to severe price competition. Adverse economic, business or political developments could adversely affect financial institutions engaged in mortgage finance or other lending or investing activities directly or indirectly connected to the value of real estate.

**Futures Contract Risk:** A futures contract is a standardized agreement that calls for the purchase or sale of a specific asset at a specific price at a specific future time, or cash settlement of the terms of the contract. Transactions in futures contracts can create investment leverage and may have significant volatility. It is possible that a futures contract transaction will result in a much greater loss than the principal amount invested, and the Fund may not be able to close out the futures contract at a favorable time or price. There is no assurance that a liquid secondary market on an exchange will exist for any particular futures contract. In the event no such market exists, it might not be possible to effect closing transactions, and the Fund will be unable to terminate its exposure to the futures contract. There is also a risk of imperfect correlation between movements in the prices of the futures contract and movements in the price of the underlying assets. The counterparty to a futures contract may be unable or unwilling to make timely settlement payments, return the Fund's margin, or otherwise honor its obligations.

**Indexing Strategy/Index Tracking Risk:** The Fund is managed with an indexing investment strategy, attempting to track the performance of an unmanaged index of securities, regardless of the current or projected performance of the Index or of the actual securities comprising the Index. This differs from an actively-managed fund, which typically seeks to outperform a benchmark index. As a result, the Fund's performance may be less favorable than that of a portfolio managed using an active investment strategy. The structure and composition of the Index will affect the performance, volatility, and risk of the Index and, consequently, the performance, volatility, and risk of the Fund. Errors in index data, index computations or the construction of the Index in accordance with its methodology may occur from time to time and may not be identified and corrected by the Index Provider for a period of time or at all, which may have an adverse impact on the Fund and its shareholders. To the extent circumstances evolve in between reconstitutions, the Index may include, and the Fund may therefore hold for a period of time, securities of companies that do not align with the Index's objective and/or criteria. When there are changes made to the component securities of the Index and the Fund in turn makes similar changes to its portfolio, any transaction costs and market exposure arising from such portfolio changes will be borne directly by the Fund and its shareholders. The Fund may recognize gains as a result of rebalancing or reconstituting its securities holdings to reflect changes in the securities included in the Index. The Fund also may be required to distribute any such gains to its shareholders to avoid adverse federal income tax consequences. While the Adviser seeks to track the performance of the Index (*i.e.*, achieve a high degree of correlation with the Index), the Fund's return may not match the return of the Index. The Fund incurs a number of operating expenses not applicable to the Index, and incurs costs in buying and selling securities. In addition, the Fund may not be fully invested at times, generally as a result of cash flows into or out of the Fund or reserves of cash held by the Fund to meet redemptions. The Adviser may attempt to track the Index return by investing in fewer than all of the securities in the Index, or in some securities not included in the Index, potentially increasing the risk of divergence between the Fund's return and that of the Index.

**Liquidity Risk:** Lack of a ready market, stressed market conditions, or restrictions on resale may limit the ability of the Fund to sell a security at an advantageous time or price or at all. Illiquid investments may trade at a discount from comparable, more liquid investments and may be subject to wide fluctuations in market value. If the liquidity of the Fund's holdings deteriorates, it may lead to differences between the market price of Fund Shares and the net asset value of Fund Shares, and could result in the Fund Shares being less liquid. Illiquidity of the Fund's holdings may also limit the ability of the Fund to obtain cash to meet redemptions on a timely basis. In addition, the Fund, due to limitations on investments in any illiquid investments and/or the difficulty in purchasing and selling such investments, may be unable to achieve its desired level of exposure to a certain market or sector.

**Non-Diversification Risk:** As a "non-diversified" fund, the Fund may hold a smaller number of portfolio securities than many other funds. To the extent the Fund invests in a relatively small number of issuers, a decline in the market value of a particular security held by the Fund may affect its value more than if it invested in a larger number of issuers. The value of Fund Shares may be more volatile than the values of shares of more diversified funds. The Fund may become diversified for periods of time solely as a result of tracking the Index (e.g., changes in weightings of one or more component securities).

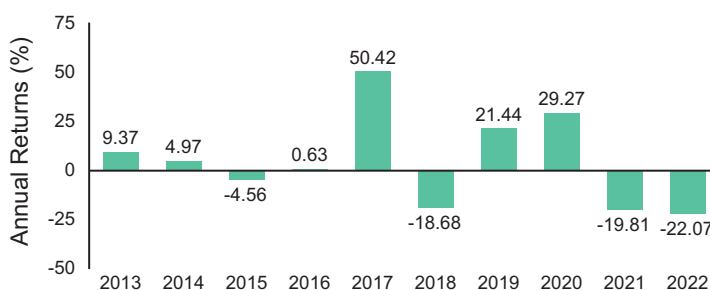
**Unconstrained Sector Risk:** The Fund may invest a substantial portion of its assets within one or more economic sectors or industries, which may change from time to time. Greater investment focus on one or more sectors or industries increases the potential for volatility and the risk that events negatively affecting such sectors or industries could reduce returns, potentially causing the value of the Fund's shares to decrease, perhaps significantly.

**Valuation Risk:** Some portfolio holdings, potentially a large portion of the Fund's investment portfolio, may be valued on the basis of factors other than market quotations. This may occur more often in times of market turmoil or reduced liquidity. There are multiple methods that can be used to value a portfolio holding when market quotations are not readily available. The value established for any portfolio holding at a point in time might differ from what would be produced using a different methodology or if it had been priced using market quotations. Portfolio holdings that are valued using techniques other than market quotations, including "fair valued" securities, may be subject to greater fluctuation in their valuations from one day to the next than if market quotations were used. In addition, there is no assurance that the Fund could sell or close out a portfolio position for the value established for it at any time, and it is possible that the Fund would incur a loss because a portfolio position is sold or closed out at a discount to the valuation established by the Fund at that time.

## FUND PERFORMANCE

The following bar chart and table provide an indication of the risks of investing in the Fund by showing changes in the Fund's performance from year to year and by showing how the Fund's average annual returns for certain time periods compare with the average annual returns of the Index and of a relevant broad-based securities index. The Fund's past performance (before and after taxes) is not necessarily an indication of how the Fund will perform in the future. Updated performance information is available by calling 1-866-787-2257 or visiting our website at <https://www.ssga.com/spdrs>.

### ANNUAL TOTAL RETURNS (years ended 12/31)



Highest Quarterly Return: 16.62% (Q1, 2019)

Lowest Quarterly Return: -23.43% (Q3, 2015)

### AVERAGE ANNUAL TOTAL RETURNS (for periods ended 12/31/22)

The after-tax returns presented in the table below are calculated using highest historical individual federal marginal income tax rates and do not reflect the impact of state and local taxes. Your actual after-tax returns will depend on your specific tax situation and may differ from those shown below. After-tax returns are not relevant to investors who hold Fund Shares through tax-advantaged arrangements, such as 401(k) plans or individual retirement accounts. The returns after taxes can exceed the returns before taxes or the Index returns due to the application of foreign tax credits and/or an assumed tax benefit for a shareholder from realizing a capital loss on a sale of Fund Shares.

	One Year	Five Years	Ten Years
Return Before Taxes	-22.07%	-4.42%	2.84%
Return After Taxes on Distributions	-22.50%	-4.76%	2.39%
Return After Taxes on Distributions and Sale of Fund Shares	-12.68%	-3.20%	2.27%
S&P China BMI Index (reflects no deduction for fees, expenses or taxes other than withholding taxes on reinvested dividends)	-21.94%	-4.16%	3.08%
MSCI ACWI ex USA Index (reflects no deduction for fees, expenses or taxes other than withholding taxes on reinvested dividends)	-16.00%	0.88%	3.80%

## PORTFOLIO MANAGEMENT

### INVESTMENT ADVISER

SSGA FM serves as the investment adviser to the Fund.

### PORTFOLIO MANAGERS

The professionals primarily responsible for the day-to-day management of the Fund are Michael Feehily, Juan Acevedo and Thomas Coleman.

Michael Feehily, CFA, is a Senior Managing Director of the Adviser and the Head of Global Equity Beta Solutions in the Americas. He worked at the Adviser from 1997 to 2006 and rejoined in 2010. Effective March 1, 2023, Mr. Feehily will no longer serve as a portfolio manager of the Fund.

Juan Acevedo is a Vice President of the Adviser and a Senior Portfolio Manager in the Global Equity Beta Solutions Group. He joined the Adviser in 2000.

Thomas Coleman, CFA, is a Vice President of the Adviser and a Senior Portfolio Manager in the Global Equity Beta Solutions Group. He joined the Adviser in 1998.

### **PURCHASE AND SALE INFORMATION**

The Fund will issue (or redeem) Fund Shares to certain institutional investors (typically market makers or other broker-dealers) only in large blocks of Fund Shares known as "Creation Units." Creation Unit transactions are conducted in exchange for the deposit or delivery of a designated portfolio of in-kind securities and/or cash.

Individual Fund Shares may only be purchased and sold on the NYSE Arca, Inc., other national securities exchanges, electronic crossing networks and other alternative trading systems through your broker-dealer at market prices. Because Fund Shares trade at market prices rather than at net asset value ("NAV"), Fund Shares may trade at a price greater than NAV (premium) or less than NAV (discount). When buying or selling Fund Shares in the secondary market, you may incur costs attributable to the difference between the highest price a buyer is willing to pay to purchase Fund Shares (bid) and the lowest price a seller is willing to accept for Fund Shares (ask) (the "bid-ask spread"). Recent information regarding the Fund's NAV, market price, premiums and discounts, and bid-ask spreads is available at <https://www.ssga.com/spdrs>.

### **TAX INFORMATION**

The Fund's distributions are expected to be taxed as ordinary income, qualified dividend income and/or capital gains, unless you are investing through a tax-advantaged arrangement, such as a 401(k) plan or individual retirement account. Any withdrawals made from a tax-advantaged arrangement may be taxable to you.

### **PAYMENTS TO BROKER-DEALERS AND OTHER FINANCIAL INTERMEDIARIES**

If you purchase Fund Shares through a broker-dealer or other financial intermediary (such as a bank), the Adviser or its affiliates may pay the financial intermediary for certain activities related to the Fund, including educational training programs, conferences, the development of technology platforms and reporting systems, or other services related to the sale or promotion of the Fund. These payments may create a conflict of interest by influencing the broker-dealer or other intermediary and your salesperson to recommend the Fund over another investment. Ask your salesperson or visit your financial intermediary's website for more information.

# SPDR® S&P® Emerging Asia Pacific ETF

## INVESTMENT OBJECTIVE

The SPDR S&P Emerging Asia Pacific ETF (the “Fund”) seeks to provide investment results that, before fees and expenses, correspond generally to the total return performance of an index based upon the emerging markets of the Asia Pacific region.

## FEES AND EXPENSES OF THE FUND

The table below describes the fees and expenses that you may pay if you buy, hold and sell shares of the Fund (“Fund Shares”). **You may pay other fees, such as brokerage commissions and other fees to financial intermediaries, which are not reflected in the table and Example below.**

**ANNUAL FUND OPERATING EXPENSES** (expenses that you pay each year as a percentage of the value of your investment):

Management fees	0.49%
Distribution and service (12b-1) fees	None
Other expenses	0.00%
<b>Total annual Fund operating expenses</b>	<b>0.49%</b>

## EXAMPLE:

This Example is intended to help you compare the cost of investing in the Fund with the cost of investing in other funds. The Example assumes that you invest \$10,000 in the Fund for the time periods indicated, and then sell or hold all of your Fund Shares at the end of those periods. The Example also assumes that your investment has a 5% return each year and that the Fund’s operating expenses remain the same. Although your actual costs may be higher or lower, based on these assumptions your costs would be:

Year 1	Year 3	Year 5	Year 10
\$50	\$157	\$274	\$616

## PORTFOLIO TURNOVER:

The Fund pays transaction costs, such as commissions, when it buys and sells securities (or “turns over” its portfolio). A higher portfolio turnover rate may indicate higher transaction costs and may result in higher taxes when Fund Shares are held in a taxable account. These costs, which are not reflected in Annual Fund Operating Expenses or in the Example, affect the Fund’s performance. During the most recent fiscal year, the Fund’s portfolio turnover rate was 2% of the average value of its portfolio.

## THE FUND’S PRINCIPAL INVESTMENT STRATEGY

In seeking to track the performance of the S&P Emerging Asia Pacific BMI Index (the “Index”), the Fund employs a sampling strategy, which means that the Fund is not required to purchase all of the securities represented in the Index. Instead, the Fund may purchase a subset of the securities in the Index in an effort to hold a portfolio of securities with generally the same risk and return characteristics of the Index. The quantity of holdings in the Fund will be based on a number of factors, including asset size of the Fund. Based on its analysis of these factors, SSGA Funds Management, Inc. (“SSGA FM” or the “Adviser”), the investment adviser to the Fund, either may invest the Fund’s assets in a subset of securities in the Index or may invest the Fund’s assets in substantially all of the securities represented in the Index in approximately the same proportions as the Index, as determined by the Adviser to be in the best interest of the Fund in pursuing its objective.

Under normal market conditions, the Fund generally invests substantially all, but at least 80%, of its total assets in the securities comprising the Index and in depositary receipts (including American Depositary Receipts (“ADRs”) or Global Depositary Receipts (“GDRs”)) based on securities comprising the Index. In addition, in seeking to track the Index, the Fund may invest in equity securities that are not included in the Index (including common stock, preferred stock, depositary receipts and shares of other investment companies), cash and cash equivalents or money market instruments, such as repurchase agreements and money market funds (including money market funds advised by the



Adviser). In seeking to track the Index, the Fund's assets may be concentrated in an industry or group of industries, but only to the extent that the Index concentrates in a particular industry or group of industries. Futures contracts (a type of derivative instrument) may be used by the Fund in seeking performance that corresponds to the Index and in managing cash flows.

The Index is a float-adjusted market capitalization weighted index designed to define and measure the investable universe of publicly traded companies domiciled in emerging Asian Pacific markets. The Index component securities are a subset, based on region, of component securities included in the S&P Global BMI (Broad Market Index). The S&P Global BMI is a rules-based index that measures global stock market performance. A country will be eligible for inclusion in the S&P Global BMI if it is classified as either a developed or emerging market by the S&P Global Equity Index Committee. Country classification is reviewed annually and determined based on quantitative criteria and feedback from market participants via a publicly available market consultation. All publicly listed companies with float-adjusted market capitalizations of at least \$100 million and sufficient liquidity based on 12-month median value traded ratio and 6-month median daily value traded are included for each country. Once included, all current constituents with float-adjusted market capitalizations of at least \$75 million and sufficient liquidity will remain in the S&P Global BMI for each country. The Index is "float-adjusted," meaning that only those shares publicly available to investors are included in the Index calculation. All stocks are weighted proportionally to their float-adjusted market capitalization and the Index is reconstituted annually in September. In addition, the Index rebalances quarterly to allow for changes in shares outstanding and the inclusion of eligible initial public offerings, as well as new listings on eligible exchanges and issues that emerged from bankruptcy. As of November 30, 2022, a significant portion of the Fund comprised companies in the financial, consumer discretionary and technology sectors, although this may change from time to time. As of November 30, 2022, countries represented in the Fund included China (which includes investments in China A Shares), India, Indonesia, Malaysia, Pakistan, the Philippines, Taiwan and Thailand. As of November 30, 2022, a significant portion of the Fund comprised companies located in China, India and Taiwan, although this may change from time to time. As of November 30, 2022, the Index comprised 4,263 securities.

The Index is sponsored by S&P Dow Jones Indices LLC (the "Index Provider"), which is not affiliated with the Fund or the Adviser. The Index Provider determines the composition of the Index, relative weightings of the securities in the Index and publishes information regarding the market value of the Index.

#### **PRINCIPAL RISKS OF INVESTING IN THE FUND**

As with all investments, there are certain risks of investing in the Fund. Fund Shares will change in value, and you could lose money by investing in the Fund. An investment in the Fund is not insured or guaranteed by the Federal Deposit Insurance Corporation or any other government agency.

**Market Risk:** The Fund's investments are subject to changes in general economic conditions, general market fluctuations and the risks inherent in investment in securities markets. Investment markets can be volatile and prices of investments can change substantially due to various factors including, but not limited to, economic growth or recession, changes in interest rates, inflation, changes in the actual or perceived creditworthiness of issuers, and general market liquidity. The Fund is subject to the risk that geopolitical events will disrupt securities markets and adversely affect global economies and markets. Local, regional or global events such as war, military conflicts, acts of terrorism, natural disasters, the spread of infectious illness or other public health issues, or other events could have a significant impact on the Fund and its investments.

**Equity Investing Risk:** The market prices of equity securities owned by the Fund may go up or down, sometimes rapidly or unpredictably. The value of a security may decline for a number of reasons that may directly relate to the issuer and also may decline due to general industry or market conditions that are not specifically related to a particular company. In addition, equity markets tend to move in cycles, which may cause stock prices to fall over short or extended periods of time.

**Non-U.S. Securities Risk:** Non-U.S. securities (including depositary receipts) are subject to political, regulatory, and economic risks not present in domestic investments. There may be less information publicly available about a non-U.S. entity than about a U.S. entity, and many non-U.S. entities are not subject to accounting, auditing, legal and financial report standards comparable to those in the United States. Further, such entities and/or their securities may be subject to risks associated with currency controls; expropriation; changes in tax policy; greater market volatility; differing securities market structures; higher transaction costs; and various administrative difficulties, such as delays in clearing and settling portfolio transactions or in receiving payment of dividends. To the extent underlying securities held by the Fund trade on foreign exchanges that are closed when the exchange on which the Fund's shares trade is open, there may be deviations between the current price of an underlying security and the last quoted price for the underlying security on the closed foreign market. These deviations could result in the Fund experiencing premiums or discounts greater than those of ETFs that invest in domestic

securities. Securities traded on foreign markets may be less liquid (harder to sell) than securities traded domestically. Foreign governments may impose restrictions on the repatriation of capital to the U.S. In addition, to the extent that the Fund buys securities denominated in a foreign currency, there are special risks such as changes in currency exchange rates and the risk that a foreign government could regulate foreign exchange transactions. In addition, to the extent investments are made in a limited number of countries, events in those countries will have a more significant impact on the Fund. Investments in depositary receipts may be less liquid and more volatile than the underlying shares in their primary trading market.

**Geographic Focus Risk:** The performance of a fund that is less diversified across countries or geographic regions will be closely tied to market, currency, economic, political, environmental, or regulatory conditions and developments in the countries or regions in which the fund invests, and may be more volatile than the performance of a more geographically-diversified fund.

**Asia-Pacific Region:** Investments in securities of issuers in Asia-Pacific countries involve risks that are specific to the Asia-Pacific region, including certain legal, regulatory, political and economic risks. The Asia-Pacific region encompasses many different countries and the level of development of the economies of such countries varies significantly. Certain of the region's economies may be exposed to high inflation rates, undeveloped financial services sectors, and heavy reliance on international trade. In addition, certain Asia-Pacific countries have experienced, and may continue to experience, expropriation and/or nationalization of assets, confiscatory taxation, political instability, armed conflict and social instability as a result of religious, ethnic, socio-economic and/or political unrest. The countries in the Asia-Pacific region are significantly intertwined and adverse economic events in any one country may have a significant economic effect on the entire region, as well as on major trading partners outside the Asia-Pacific region.

**China:** The Chinese economy is generally considered an emerging market and can be significantly affected by economic and political conditions and policy in China and surrounding Asian countries. A relatively small number of Chinese companies represent a large portion of China's total market and thus may be more sensitive to adverse political or economic circumstances and market movements. The economy of China differs, often unfavorably, from the U.S. economy in such respects as structure, general development, government involvement, wealth distribution, rate of inflation, growth rate, allocation of resources and capital reinvestment, among others. Under China's political and economic system, the central government has historically exercised substantial control over virtually every sector of the Chinese economy through administrative regulation and/or state ownership. The Chinese government may intervene or seek to control the operations, structure, or ownership of Chinese companies, including with respect to foreign investors of such companies. In addition, expropriation, including nationalization, confiscatory taxation, political, economic or social instability or other developments could adversely affect and significantly diminish the values of the Chinese companies in which the Fund invests. International trade tensions may arise from time to time which can result in trade tariffs, embargoes, trade limitations, trade wars and other negative consequences. These consequences may trigger a reduction in international trade, the oversupply of certain manufactured goods, substantial price reductions of goods and possible failure of individual companies and/or large segments of China's export industry with a potentially severe negative impact to the Fund. The Fund may invest in shares of Chinese companies traded on stock markets in Mainland China or Hong Kong. These stock markets have recently experienced high levels of volatility, which may continue in the future. The Hong Kong stock market may behave differently from the Mainland China stock market and there may be little to no correlation between the performance of the Hong Kong stock market and the Mainland China stock market. The Fund may also gain investment exposure to certain Chinese companies through variable interest entity ("VIE") structures. The VIE structure enables foreign investors, such as the Fund, to obtain investment exposure to a Chinese company in situations in which the Chinese government has limited or prohibited non-Chinese ownership of such company. The VIE structure does not involve equity ownership in a China-based company but rather involves claims to the China-based company's profits and control of its assets through contractual arrangements. In addition to the risk of government intervention, investments through a VIE structure are subject to the risk that the China-based company (or its officers, directors, or Chinese equity owners) may breach those contractual arrangements, or Chinese law changes in a way that adversely affects the enforceability of these arrangements, or those contracts are otherwise not enforceable under Chinese law, in which case the Fund may suffer significant losses on its investments through a VIE structure with little or no recourse available. If the Chinese government takes action adversely affecting VIE structures, the market value of the Fund's associated portfolio holdings would likely suffer significant, detrimental, and possibly permanent consequences, which could result in substantial investment losses.

**India:** The securities markets in India are comparatively underdeveloped and may subject the Fund to greater uncertainty than investments in more developed securities markets. Investments in Indian issuers may involve greater potential for loss than investments in securities of issuers in developed countries. In comparison to the United States and other developed countries, investments in Indian issuers may be susceptible to greater political and legal uncertainty, government control over the economy, and currency fluctuations. Further, the Indian economy may be based on only a few industries and may be heavily dependent upon trading with key partners. Investing in India involves risk of loss due to expropriation, nationalization, confiscation of assets and property or the abrupt imposition of restrictions on foreign investments and repatriation of capital already invested. Additionally, ethnic and religious tensions could result in economic or social instability in India.

**Taiwan:** Taiwan's geographic proximity and history of political contention with China have resulted in ongoing tensions between the two countries. These tensions may materially affect the Taiwanese economy and its securities market. Taiwan's economy is export-oriented, so it depends on an open world trade regime and remains vulnerable to fluctuations in the world economy. Rising labor costs and increasing environmental consciousness have led some labor-intensive industries to relocate to countries with cheaper work forces, and continued labor outsourcing may adversely affect the Taiwanese economy.

**Emerging Markets Risk:** Risks of investing in emerging markets include, among others, greater political and economic instability, greater volatility in currency exchange rates, less developed securities markets, possible trade barriers, currency transfer restrictions, a more limited number of potential buyers and issuers, an emerging market country's dependence on revenue from particular commodities or international aid, less governmental supervision and regulation, unavailability of currency hedging techniques, differences in auditing and financial reporting standards, and less developed legal systems. There is also the potential for unfavorable action such as expropriation, nationalization, embargo, and acts of war. The securities of emerging market companies may trade less frequently and in smaller volumes than more widely held securities. Market disruptions or substantial market corrections may limit very significantly the liquidity of securities of certain companies in a particular country or geographic region, or of all companies in the country or region. The Fund may be unable to liquidate its positions in such securities at any time, or at a favorable price, in order to meet the Fund's obligations. These risks are generally greater for investments in frontier market countries, which typically have smaller economies or less developed capital markets than traditional emerging market countries.

**Fluctuation of Net Asset Value, Share Premiums and Discounts Risk:** As with all exchange-traded funds, Fund Shares may be bought and sold in the secondary market at market prices. The trading prices of Fund Shares in the secondary market may differ from the Fund's daily net asset value per share and there may be times when the market price of the shares is more than the net asset value per share (premium) or less than the net asset value per share (discount). This risk is heightened in times of market volatility or periods of steep market declines.

**Consumer Discretionary Sector Risk:** The success of consumer product manufacturers and retailers is tied closely to the performance of the overall global economy, interest rates, competition and consumer confidence. Success depends heavily on disposable household income and consumer spending. Also, companies in the consumer discretionary sector may be subject to severe competition, which may have an adverse impact on their respective profitability. Changes in demographics and consumer tastes can also affect the demand for, and success of, consumer products and services in the marketplace.

**Currency Risk:** The value of the Fund's assets may be affected favorably or unfavorably by currency exchange rates, currency exchange control regulations, and delays, restrictions or prohibitions on the repatriation of foreign currencies. Foreign currency exchange rates may have significant volatility, and changes in the values of foreign currencies against the U.S. dollar may result in substantial declines in the values of the Fund's assets denominated in foreign currencies.

**Depository Receipts Risk:** Investments in depository receipts may be less liquid and more volatile than the underlying securities in their primary trading market. If a depository receipt is denominated in a different currency than its underlying securities, the Fund will be subject to the currency risk of both the investment in the depository receipt and the underlying security. Holders of depository receipts may have limited or no rights to take action with respect to the underlying securities or to compel the issuer of the receipts to take action. The prices of depository receipts may differ from the prices of securities upon which they are based. To the extent the Fund invests in depository receipts based on securities included in the Index, such differences in prices may increase index tracking risk.

**Financial Sector Risk:** Financial services companies are subject to extensive governmental regulation, which may limit both the amounts and types of loans and other financial commitments they can make, the interest rates and fees they can charge, the scope of their activities, the prices they can charge and the amount of capital they must maintain. Profitability is largely dependent on the availability and cost of capital funds and can fluctuate significantly when interest rates change or due to increased competition. In addition, deterioration of the credit markets generally may cause an adverse impact in a broad range of markets, including U.S. and international credit and interbank money markets generally, thereby affecting a wide range of financial institutions and markets. Certain events in the financial sector may cause an unusually high degree of volatility in the financial markets, both domestic and foreign, and cause certain financial services companies to incur large losses. Securities of financial services companies may experience a dramatic decline in value when such companies experience substantial declines in the valuations of their assets, take action to raise capital (such as the issuance of debt or equity securities), or cease operations. Credit losses resulting from financial difficulties of borrowers and financial losses associated with investment activities can negatively impact the sector. Insurance companies may be subject to severe price competition. Adverse economic, business or political developments could adversely affect financial institutions engaged in mortgage finance or other lending or investing activities directly or indirectly connected to the value of real estate.

**Futures Contract Risk:** A futures contract is a standardized agreement that calls for the purchase or sale of a specific asset at a specific price at a specific future time, or cash settlement of the terms of the contract. Transactions in futures contracts can create investment leverage and may have significant volatility. It is possible that a futures contract transaction will result in a much greater loss than the principal amount invested, and the Fund may not be able to close out the futures contract at a favorable time or price. There is no assurance that a liquid secondary market on an exchange will exist for any particular futures contract. In the event no such market exists, it might not be possible to effect closing transactions, and the Fund will be unable to terminate its exposure to the futures contract. There is also a risk of imperfect correlation between movements in the prices of the futures contract and movements in the price of the underlying assets. The counterparty to a futures contract may be unable or unwilling to make timely settlement payments, return the Fund's margin, or otherwise honor its obligations.

**Indexing Strategy/Index Tracking Risk:** The Fund is managed with an indexing investment strategy, attempting to track the performance of an unmanaged index of securities, regardless of the current or projected performance of the Index or of the actual securities comprising the Index. This differs from an actively-managed fund, which typically seeks to outperform a benchmark index. As a result, the Fund's performance may be less favorable than that of a portfolio managed using an active investment strategy. The structure and composition of the Index will affect the performance, volatility, and risk of the Index and, consequently, the performance, volatility, and risk of the Fund. Errors in index data, index computations or the construction of the Index in accordance with its methodology may occur from time to time and may not be identified and corrected by the Index Provider for a period of time or at all, which may have an adverse impact on the Fund and its shareholders. To the extent circumstances evolve in between reconstitutions, the Index may include, and the Fund may therefore hold for a period of time, securities of companies that do not align with the Index's objective and/or criteria. When there are changes made to the component securities of the Index and the Fund in turn makes similar changes to its portfolio, any transaction costs and market exposure arising from such portfolio changes will be borne directly by the Fund and its shareholders. The Fund may recognize gains as a result of rebalancing or reconstituting its securities holdings to reflect changes in the securities included in the Index. The Fund also may be required to distribute any such gains to its shareholders to avoid adverse federal income tax consequences. While the Adviser seeks to track the performance of the Index (*i.e.*, achieve a high degree of correlation with the Index), the Fund's return may not match the return of the Index. The Fund incurs a number of operating expenses not applicable to the Index, and incurs costs in buying and selling securities. In addition, the Fund may not be fully invested at times, generally as a result of cash flows into or out of the Fund or reserves of cash held by the Fund to meet redemptions. The Adviser may attempt to track the Index return by investing in fewer than all of the securities in the Index, or in some securities not included in the Index, potentially increasing the risk of divergence between the Fund's return and that of the Index.

**Liquidity Risk:** Lack of a ready market, stressed market conditions, or restrictions on resale may limit the ability of the Fund to sell a security at an advantageous time or price or at all. Illiquid investments may trade at a discount from comparable, more liquid investments and may be subject to wide fluctuations in market value. If the liquidity of the Fund's holdings deteriorates, it may lead to differences between the market price of Fund Shares and the net asset value of Fund Shares, and could result in the Fund Shares being less liquid. Illiquidity of the Fund's holdings may also limit the ability of the Fund to obtain cash to meet redemptions on a timely basis. In addition,



the Fund, due to limitations on investments in any illiquid investments and/or the difficulty in purchasing and selling such investments, may be unable to achieve its desired level of exposure to a certain market or sector.

**Non-Diversification Risk:** As a “non-diversified” fund, the Fund may hold a smaller number of portfolio securities than many other funds. To the extent the Fund invests in a relatively small number of issuers, a decline in the market value of a particular security held by the Fund may affect its value more than if it invested in a larger number of issuers. The value of Fund Shares may be more volatile than the values of shares of more diversified funds. The Fund may become diversified for periods of time solely as a result of tracking the Index (e.g., changes in weightings of one or more component securities).

**Risks of Investing in China A Shares:** The A Shares market is volatile with a risk of suspension of trading in a particular security or multiple securities or government intervention. Securities in the A Shares market may be suspended from trading without an indication of how long the suspension will last, which may impair the liquidity of such securities and may impact the ability of the Fund to track its Index. The Chinese securities markets are emerging markets characterized by relatively low trading volume, resulting in substantially less liquidity and greater price volatility. Liquidity risks may be more pronounced for the A Shares market than for other more developed securities markets generally because the A Shares market is subject to greater government restrictions and control, including trading suspensions. China A Shares are only available to non-mainland China investors (i) through certain foreign institutional investors that have obtained a license from the Chinese regulators or (ii) through the Hong Kong-Shanghai Stock Connect or Shenzhen-Hong Kong Stock Connect programs (“Stock Connect”). The Fund may invest in China A Shares through the Adviser, who is licensed as a Renminbi Qualified Foreign Institutional Investor (“RQFII”) from the China Securities Regulatory Commission. The Adviser’s failure to, among other things, observe Chinese regulations could lead to adverse consequences, including the requirement that the Fund dispose of its A Shares holdings. The Fund may also invest in China A Shares through Stock Connect. Trading through Stock Connect is subject to a number of restrictions that may affect the Fund’s investments and returns, including daily quotas that limit the maximum daily net purchases on any particular day.

**Technology Sector Risk:** Market or economic factors impacting technology companies and companies that rely heavily on technological advances could have a major effect on the value of the Fund’s investments. The value of stocks of technology companies and companies that rely heavily on technology is particularly vulnerable to rapid changes in technology product cycles, rapid product obsolescence, government regulation and competition, both domestically and internationally, including competition from foreign competitors with lower production costs. Stocks of technology companies and companies that rely heavily on technology, especially those of smaller, less-seasoned companies, tend to be more volatile than the overall market. Technology companies are heavily dependent on patent and intellectual property rights, the loss or impairment of which may adversely affect profitability. Additionally, companies in the technology sector may face dramatic and often unpredictable changes in growth rates and competition for the services of qualified personnel.

**Unconstrained Sector Risk:** The Fund may invest a substantial portion of its assets within one or more economic sectors or industries, which may change from time to time. Greater investment focus on one or more sectors or industries increases the potential for volatility and the risk that events negatively affecting such sectors or industries could reduce returns, potentially causing the value of the Fund’s shares to decrease, perhaps significantly.

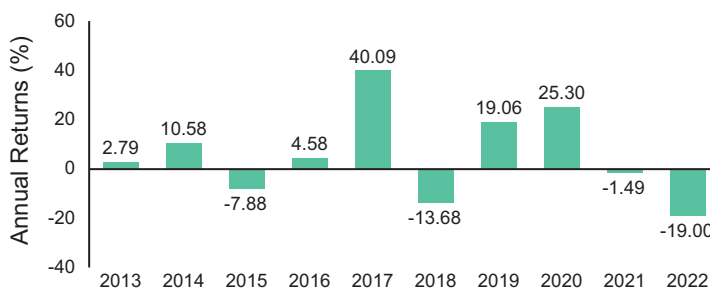
**Valuation Risk:** Some portfolio holdings, potentially a large portion of the Fund’s investment portfolio, may be valued on the basis of factors other than market quotations. This may occur more often in times of market turmoil or reduced liquidity. There are multiple methods that can be used to value a portfolio holding when market quotations are not readily available. The value established for any portfolio holding at a point in time might differ from what would be produced using a different methodology or if it had been priced using market quotations. Portfolio holdings that are valued using techniques other than market quotations, including “fair valued” securities, may be subject to greater fluctuation in their valuations from one day to the next than if market quotations were used. In addition, there is no assurance that the Fund could sell or close out a portfolio position for the value established for it at any time, and it is possible that the Fund would incur a loss because a portfolio position is sold or closed out at a discount to the valuation established by the Fund at that time.



## FUND PERFORMANCE

The following bar chart and table provide an indication of the risks of investing in the Fund by showing changes in the Fund's performance from year to year and by showing how the Fund's average annual returns for certain time periods compare with the average annual returns of the Index and of a relevant broad-based securities index. The Fund's past performance (before and after taxes) is not necessarily an indication of how the Fund will perform in the future. Updated performance information is available by calling 1-866-787-2257 or visiting our website at <https://www.ssga.com/spdrs>.

## ANNUAL TOTAL RETURNS (years ended 12/31)



Highest Quarterly Return: 18.95% (Q2, 2020)

Lowest Quarterly Return: -18.18% (Q3, 2015)

## AVERAGE ANNUAL TOTAL RETURNS (for periods ended 12/31/22)

The after-tax returns presented in the table below are calculated using highest historical individual federal marginal income tax rates and do not reflect the impact of state and local taxes. Your actual after-tax returns will depend on your specific tax situation and may differ from those shown below. After-tax returns are not relevant to investors who hold Fund Shares through tax-advantaged arrangements, such as 401(k) plans or individual retirement accounts. The returns after taxes can exceed the returns before taxes or the Index returns due to the application of foreign tax credits and/or an assumed tax benefit for a shareholder from realizing a capital loss on a sale of Fund Shares.

	One Year	Five Years	Ten Years
Return Before Taxes	-19.00%	0.54%	4.65%
Return After Taxes on Distributions	-19.26%	0.13%	4.14%
Return After Taxes on Distributions and Sale of Fund Shares	-10.70%	0.52%	3.68%
S&P Emerging Asia Pacific BMI Index (reflects no deduction for fees, expenses or taxes other than withholding taxes on reinvested dividends)	-18.81%	0.57%	4.88%
MSCI ACWI ex USA Index (reflects no deduction for fees, expenses or taxes other than withholding taxes on reinvested dividends)	-16.00%	0.88%	3.80%

## PORTFOLIO MANAGEMENT

### INVESTMENT ADVISER

SSGA FM serves as the investment adviser to the Fund.

### PORTFOLIO MANAGERS

The professionals primarily responsible for the day-to-day management of the Fund are Michael Feehily, Karl Schneider and Teddy Wong.

Michael Feehily, CFA, is a Senior Managing Director of the Adviser and the Head of Global Equity Beta Solutions in the Americas. He worked at the Adviser from 1997 to 2006 and rejoined in 2010. Effective March 1, 2023, Mr. Feehily will no longer serve as a portfolio manager of the Fund.

Karl Schneider, CAIA, is a Managing Director of the Adviser and Deputy Head of Global Equity Beta Solutions in the Americas. He joined the Adviser in 1997.

Teddy Wong is a Vice President of the Adviser and a Senior Portfolio Manager in the Global Equity Beta Solutions Group. He joined the Adviser in 2001.

## PURCHASE AND SALE INFORMATION

The Fund will issue (or redeem) Fund Shares to certain institutional investors (typically market makers or other broker-dealers) only in large blocks of Fund Shares known as "Creation Units." Creation Unit transactions are conducted in exchange for the deposit or delivery of a designated portfolio of in-kind securities and/or cash.

Individual Fund Shares may only be purchased and sold on the NYSE Arca, Inc., other national securities exchanges, electronic crossing networks and other alternative trading systems through your broker-dealer at market prices. Because Fund Shares trade at market prices rather than at net asset value ("NAV"), Fund Shares may trade at a price greater than NAV (premium) or less than NAV (discount). When buying or selling Fund Shares in the secondary

market, you may incur costs attributable to the difference between the highest price a buyer is willing to pay to purchase Fund Shares (bid) and the lowest price a seller is willing to accept for Fund Shares (ask) (the “bid-ask spread”). Recent information regarding the Fund’s NAV, market price, premiums and discounts, and bid-ask spreads is available at <https://www.ssga.com/spdrs>.

#### **TAX INFORMATION**

The Fund’s distributions are expected to be taxed as ordinary income, qualified dividend income and/or capital gains, unless you are investing through a tax-advantaged arrangement, such as a 401(k) plan or individual retirement account. Any withdrawals made from a tax-advantaged arrangement may be taxable to you.

#### **PAYMENTS TO BROKER-DEALERS AND OTHER FINANCIAL INTERMEDIARIES**

If you purchase Fund Shares through a broker-dealer or other financial intermediary (such as a bank), the Adviser or its affiliates may pay the financial intermediary for certain activities related to the Fund, including educational training programs, conferences, the development of technology platforms and reporting systems, or other services related to the sale or promotion of the Fund. These payments may create a conflict of interest by influencing the broker-dealer or other intermediary and your salesperson to recommend the Fund over another investment. Ask your salesperson or visit your financial intermediary’s website for more information.

# SPDR® S&P® Emerging Markets Dividend ETF

## INVESTMENT OBJECTIVE

The SPDR S&P Emerging Markets Dividend ETF (the “Fund”) seeks to provide investment results that, before fees and expenses, correspond generally to the total return performance of an index that tracks dividend paying securities of publicly-traded companies in emerging markets.

## FEES AND EXPENSES OF THE FUND

The table below describes the fees and expenses that you may pay if you buy, hold and sell shares of the Fund (“Fund Shares”). **You may pay other fees, such as brokerage commissions and other fees to financial intermediaries, which are not reflected in the table and Example below.**

**ANNUAL FUND OPERATING EXPENSES** (expenses that you pay each year as a percentage of the value of your investment):

Management fees	0.49%
Distribution and service (12b-1) fees	None
Other expenses	0.00%
<b>Total annual Fund operating expenses</b>	<b>0.49%</b>

## EXAMPLE:

This Example is intended to help you compare the cost of investing in the Fund with the cost of investing in other funds. The Example assumes that you invest \$10,000 in the Fund for the time periods indicated, and then sell or hold all of your Fund Shares at the end of those periods. The Example also assumes that your investment has a 5% return each year and that the Fund’s operating expenses remain the same. Although your actual costs may be higher or lower, based on these assumptions your costs would be:

Year 1	Year 3	Year 5	Year 10
\$50	\$157	\$274	\$616

## PORTFOLIO TURNOVER:

The Fund pays transaction costs, such as commissions, when it buys and sells securities (or “turns over” its portfolio). A higher portfolio turnover rate may indicate higher transaction costs and may result in higher taxes when Fund Shares are held in a taxable account. These costs, which are not reflected in Annual Fund Operating Expenses or in the Example, affect the Fund’s performance. During the most recent fiscal year, the Fund’s portfolio turnover rate was 71% of the average value of its portfolio.

## THE FUND’S PRINCIPAL INVESTMENT STRATEGY

In seeking to track the performance of the S&P Emerging Markets Dividend Opportunities Index (the “Index”), the Fund employs a sampling strategy, which means that the Fund is not required to purchase all of the securities represented in the Index. Instead, the Fund may purchase a subset of the securities in the Index in an effort to hold a portfolio of securities with generally the same risk and return characteristics of the Index. The quantity of holdings in the Fund will be based on a number of factors, including asset size of the Fund. Based on its analysis of these factors, SSGA Funds Management, Inc. (“SSGA FM” or the “Adviser”), the investment adviser to the Fund, either may invest the Fund’s assets in a subset of securities in the Index or may invest the Fund’s assets in substantially all of the securities represented in the Index in approximately the same proportions as the Index, as determined by the Adviser to be in the best interest of the Fund in pursuing its objective. The Fund is classified as “diversified” under the Investment Company Act of 1940, as amended; however, the Fund may become “non-diversified” solely as a result of tracking the Index (e.g., changes in weightings of one or more component securities). When the Fund is non-diversified, it may invest a relatively high percentage of its assets in a limited number of issuers.

Under normal market conditions, the Fund generally invests substantially all, but at least 80%, of its total assets in the securities comprising the Index and in depositary receipts (including American Depositary Receipts (“ADRs”) or Global Depositary Receipts (“GDRs”)) based on securities comprising the Index. In addition, in seeking to track the Index, the Fund may invest in equity securities that are not included in the Index (including common stock, preferred stock, depositary receipts and shares of other investment companies), cash and cash equivalents or money market

instruments, such as repurchase agreements and money market funds (including money market funds advised by the Adviser). In seeking to track the Index, the Fund's assets may be concentrated in an industry or group of industries, but only to the extent that the Index concentrates in a particular industry or group of industries. Futures contracts (a type of derivative instrument) may be used by the Fund in seeking performance that corresponds to the Index and in managing cash flows.

The Index is designed to measure the performance of 100 high-yielding emerging market common stocks. The selection universe for the Index is the S&P Emerging BMI (Broad Market Index). To be added to the Index, a company's stock must meet the following investability criteria as of the last trading date of June (the "reconstitution reference date"): (i) float-adjusted market capitalization of at least \$300 million and (ii) three-month median daily value traded of at least \$1 million. Additionally, a company's stock must meet the following stability criteria as of the reconstitution reference date: (i) positive earnings-per-share (before extraordinary items) over the latest 12-month period; (ii) stable (*i.e.*, less than 5% decline) or increasing three-year dividend growth; (iii) a dividend coverage ratio greater than 100% (defined as Funds From Operations Per Share divided by Dividend-Per-Share); and (iv) dividend yield greater than the median dividend yield of the remaining universe of stocks that have passed all other investability and stability criteria. Stocks are then ranked by risk-adjusted yield, which is calculated by dividing the dividend yield by the volatility of the monthly dividend yields over the preceding thirty-six months as of the reconstitution reference date. The top 80 stocks ranked by risk-adjusted yield are automatically selected for inclusion in the Index. All stocks that are current constituents that fall within the top 150 ranking are chosen by order of rank. If there are still fewer than 100 constituents, the remaining stocks are selected based on rank until 100 stocks are selected.

The Index is weighted based on trailing twelve-month dividend yield, subject to specific diversification requirements. The Index is reconstituted after the U.S. market close on the last trading day of July. The Index undergoes a secondary rebalance, as necessary, effective after the close of trading on the last business day in January, to ensure adherence to the constituent weighting criteria. Index constituents are also reviewed on a monthly basis, and if it is determined that a constituent has eliminated or suspended its dividend, or omitted a payment, the constituent is removed from the Index, effective on the first business day of the following month. The Index is subject to the following limits at rebalancing: (i) maximum single country or sector weight of 25%; (ii) maximum single stock weight of 3%; (iii) maximum combined trust exposure (including real estate investment trusts) of 10%; and (iv) the minimum portfolio size that can be turned over in a single day (based on its three month median daily value traded) is \$750 million. As of November 30, 2022, a significant portion of the Fund comprised companies in the financial and technology sectors, although this may change from time to time. As of November 30, 2022, countries represented in the Fund included Chile, China, Greece, Hong Kong, India, Indonesia, Luxembourg, Malaysia, Mexico, the Philippines, Qatar, South Africa, Taiwan, Thailand, Turkey and the United Arab Emirates. As of November 30, 2022, a significant portion of the Fund comprised companies located in China and Taiwan, although this may change from time to time. As of November 30, 2022, the Index comprised 100 securities.

The Index is sponsored by S&P Dow Jones Indices LLC (the "Index Provider"), which is not affiliated with the Fund or the Adviser. The Index Provider determines the composition of the Index, relative weightings of the securities in the Index and publishes information regarding the market value of the Index.

## **PRINCIPAL RISKS OF INVESTING IN THE FUND**

As with all investments, there are certain risks of investing in the Fund. Fund Shares will change in value, and you could lose money by investing in the Fund. An investment in the Fund is not insured or guaranteed by the Federal Deposit Insurance Corporation or any other government agency.

**Market Risk:** The Fund's investments are subject to changes in general economic conditions, general market fluctuations and the risks inherent in investment in securities markets. Investment markets can be volatile and prices of investments can change substantially due to various factors including, but not limited to, economic growth or recession, changes in interest rates, inflation, changes in the actual or perceived creditworthiness of issuers, and general market liquidity. The Fund is subject to the risk that geopolitical events will disrupt securities markets and adversely affect global economies and markets. Local, regional or global events such as war, military conflicts, acts of terrorism, natural disasters, the spread of infectious illness or other public health issues, or other events could have a significant impact on the Fund and its investments.

**Equity Investing Risk:** The market prices of equity securities owned by the Fund may go up or down, sometimes rapidly or unpredictably. The value of a security may decline for a number of reasons that may directly relate to the issuer and also may decline due to general industry or market conditions that are not specifically related to a particular company. In addition, equity markets tend to move in cycles, which may cause stock prices to fall over short or extended periods of time.

**Non-U.S. Securities Risk:** Non-U.S. securities (including depositary receipts) are subject to political, regulatory, and economic risks not present in domestic investments. There may be less information publicly available about a non-U.S. entity than about a U.S. entity, and many non-U.S. entities are not subject to accounting, auditing, legal and financial report standards comparable to those in the United States. Further, such entities and/or their securities may be subject to risks associated with currency controls; expropriation; changes in tax policy; greater market volatility; differing securities market structures; higher transaction costs; and various administrative difficulties, such as delays in clearing and settling portfolio transactions or in receiving payment of dividends. To the extent underlying securities held by the Fund trade on foreign exchanges that are closed when the exchange on which the Fund's shares trade is open, there may be deviations between the current price of an underlying security and the last quoted price for the underlying security on the closed foreign market. These deviations could result in the Fund experiencing premiums or discounts greater than those of ETFs that invest in domestic securities. Securities traded on foreign markets may be less liquid (harder to sell) than securities traded domestically. Foreign governments may impose restrictions on the repatriation of capital to the U.S. In addition, to the extent that the Fund buys securities denominated in a foreign currency, there are special risks such as changes in currency exchange rates and the risk that a foreign government could regulate foreign exchange transactions. In addition, to the extent investments are made in a limited number of countries, events in those countries will have a more significant impact on the Fund. Investments in depositary receipts may be less liquid and more volatile than the underlying shares in their primary trading market.

**Emerging Markets Risk:** Risks of investing in emerging markets include, among others, greater political and economic instability, greater volatility in currency exchange rates, less developed securities markets, possible trade barriers, currency transfer restrictions, a more limited number of potential buyers and issuers, an emerging market country's dependence on revenue from particular commodities or international aid, less governmental supervision and regulation, unavailability of currency hedging techniques, differences in auditing and financial reporting standards, and less developed legal systems. There is also the potential for unfavorable action such as expropriation, nationalization, embargo, and acts of war. The securities of emerging market companies may trade less frequently and in smaller volumes than more widely held securities. Market disruptions or substantial market corrections may limit very significantly the liquidity of securities of certain companies in a particular country or geographic region, or of all companies in the country or region. The Fund may be unable to liquidate its positions in such securities at any time, or at a favorable price, in order to meet the Fund's obligations. These risks are generally greater for investments in frontier market countries, which typically have smaller economies or less developed capital markets than traditional emerging market countries.

**Dividend Paying Securities Risk:** Securities that pay dividends, as a group, can fall out of favor with the market, causing such companies to underperform companies that do not pay dividends. In addition, changes in the dividend policies of the companies held by the Fund or the capital resources available for such company's dividend payments may adversely affect the Fund.

**Fluctuation of Net Asset Value, Share Premiums and Discounts Risk:** As with all exchange-traded funds, Fund Shares may be bought and sold in the secondary market at market prices. The trading prices of Fund Shares in the secondary market may differ from the Fund's daily net asset value per share and there may be times when the market price of the shares is more than the net asset value per share (premium) or less than the net asset value per share (discount). This risk is heightened in times of market volatility or periods of steep market declines.

**Currency Risk:** The value of the Fund's assets may be affected favorably or unfavorably by currency exchange rates, currency exchange control regulations, and delays, restrictions or prohibitions on the repatriation of foreign currencies. Foreign currency exchange rates may have significant volatility, and changes in the values of foreign currencies against the U.S. dollar may result in substantial declines in the values of the Fund's assets denominated in foreign currencies.

**Depositary Receipts Risk:** Investments in depositary receipts may be less liquid and more volatile than the underlying securities in their primary trading market. If a depositary receipt is denominated in a different currency than its underlying securities, the Fund will be subject to the currency risk of both the investment in the depositary receipt and the underlying security. Holders of depositary receipts may have limited or no rights to take action with respect to the underlying securities or to compel the issuer of the receipts to take action. The prices of depositary receipts may differ from the prices of securities upon which they are based. To the extent the Fund invests in depositary receipts based on securities included in the Index, such differences in prices may increase index tracking risk.



**Financial Sector Risk:** Financial services companies are subject to extensive governmental regulation, which may limit both the amounts and types of loans and other financial commitments they can make, the interest rates and fees they can charge, the scope of their activities, the prices they can charge and the amount of capital they must maintain. Profitability is largely dependent on the availability and cost of capital funds and can fluctuate significantly when interest rates change or due to increased competition. In addition, deterioration of the credit markets generally may cause an adverse impact in a broad range of markets, including U.S. and international credit and interbank money markets generally, thereby affecting a wide range of financial institutions and markets. Certain events in the financial sector may cause an unusually high degree of volatility in the financial markets, both domestic and foreign, and cause certain financial services companies to incur large losses. Securities of financial services companies may experience a dramatic decline in value when such companies experience substantial declines in the valuations of their assets, take action to raise capital (such as the issuance of debt or equity securities), or cease operations. Credit losses resulting from financial difficulties of borrowers and financial losses associated with investment activities can negatively impact the sector. Insurance companies may be subject to severe price competition. Adverse economic, business or political developments could adversely affect financial institutions engaged in mortgage finance or other lending or investing activities directly or indirectly connected to the value of real estate.

**Futures Contract Risk:** A futures contract is a standardized agreement that calls for the purchase or sale of a specific asset at a specific price at a specific future time, or cash settlement of the terms of the contract. Transactions in futures contracts can create investment leverage and may have significant volatility. It is possible that a futures contract transaction will result in a much greater loss than the principal amount invested, and the Fund may not be able to close out the futures contract at a favorable time or price. There is no assurance that a liquid secondary market on an exchange will exist for any particular futures contract. In the event no such market exists, it might not be possible to effect closing transactions, and the Fund will be unable to terminate its exposure to the futures contract. There is also a risk of imperfect correlation between movements in the prices of the futures contract and movements in the price of the underlying assets. The counterparty to a futures contract may be unable or unwilling to make timely settlement payments, return the Fund's margin, or otherwise honor its obligations.

**Geographic Focus Risk:** The performance of a fund that is less diversified across countries or geographic regions will be closely tied to market, currency, economic, political, environmental, or regulatory conditions and developments in the countries or regions in which the fund invests, and may be more volatile than the performance of a more geographically-diversified fund.

**China:** The Chinese economy is generally considered an emerging market and can be significantly affected by economic and political conditions and policy in China and surrounding Asian countries. A relatively small number of Chinese companies represent a large portion of China's total market and thus may be more sensitive to adverse political or economic circumstances and market movements. The economy of China differs, often unfavorably, from the U.S. economy in such respects as structure, general development, government involvement, wealth distribution, rate of inflation, growth rate, allocation of resources and capital reinvestment, among others. Under China's political and economic system, the central government has historically exercised substantial control over virtually every sector of the Chinese economy through administrative regulation and/or state ownership. The Chinese government may intervene or seek to control the operations, structure, or ownership of Chinese companies, including with respect to foreign investors of such companies. In addition, expropriation, including nationalization, confiscatory taxation, political, economic or social instability or other developments could adversely affect and significantly diminish the values of the Chinese companies in which the Fund invests. International trade tensions may arise from time to time which can result in trade tariffs, embargoes, trade limitations, trade wars and other negative consequences. These consequences may trigger a reduction in international trade, the oversupply of certain manufactured goods, substantial price reductions of goods and possible failure of individual companies and/or large segments of China's export industry with a potentially severe negative impact to the Fund. The Fund may invest in shares of Chinese companies traded on stock markets in Mainland China or Hong Kong. These stock markets have recently experienced high levels of volatility, which may continue in the future. The Hong Kong stock market may behave differently from the Mainland China stock market and there may be little to no correlation between the performance of the Hong Kong stock market and the Mainland China stock market.

**Taiwan:** Taiwan's geographic proximity and history of political contention with China have resulted in ongoing tensions between the two countries. These tensions may materially affect the Taiwanese economy and its securities market. Taiwan's economy is export-oriented, so it depends on an open world trade regime and

remains vulnerable to fluctuations in the world economy. Rising labor costs and increasing environmental consciousness have led some labor-intensive industries to relocate to countries with cheaper work forces, and continued labor outsourcing may adversely affect the Taiwanese economy.

**Indexing Strategy/Index Tracking Risk:** The Fund is managed with an indexing investment strategy, attempting to track the performance of an unmanaged index of securities, regardless of the current or projected performance of the Index or of the actual securities comprising the Index. This differs from an actively-managed fund, which typically seeks to outperform a benchmark index. As a result, the Fund's performance may be less favorable than that of a portfolio managed using an active investment strategy. The structure and composition of the Index will affect the performance, volatility, and risk of the Index and, consequently, the performance, volatility, and risk of the Fund. Errors in index data, index computations or the construction of the Index in accordance with its methodology may occur from time to time and may not be identified and corrected by the Index Provider for a period of time or at all, which may have an adverse impact on the Fund and its shareholders. To the extent circumstances evolve in between reconstitutions, the Index may include, and the Fund may therefore hold for a period of time, securities of companies that do not align with the Index's objective and/or criteria. When there are changes made to the component securities of the Index and the Fund in turn makes similar changes to its portfolio, any transaction costs and market exposure arising from such portfolio changes will be borne directly by the Fund and its shareholders. The Fund may recognize gains as a result of rebalancing or reconstituting its securities holdings to reflect changes in the securities included in the Index. The Fund also may be required to distribute any such gains to its shareholders to avoid adverse federal income tax consequences. While the Adviser seeks to track the performance of the Index (*i.e.*, achieve a high degree of correlation with the Index), the Fund's return may not match the return of the Index. The Fund incurs a number of operating expenses not applicable to the Index, and incurs costs in buying and selling securities. In addition, the Fund may not be fully invested at times, generally as a result of cash flows into or out of the Fund or reserves of cash held by the Fund to meet redemptions. The Adviser may attempt to track the Index return by investing in fewer than all of the securities in the Index, or in some securities not included in the Index, potentially increasing the risk of divergence between the Fund's return and that of the Index.

**Liquidity Risk:** Lack of a ready market, stressed market conditions, or restrictions on resale may limit the ability of the Fund to sell a security at an advantageous time or price or at all. Illiquid investments may trade at a discount from comparable, more liquid investments and may be subject to wide fluctuations in market value. If the liquidity of the Fund's holdings deteriorates, it may lead to differences between the market price of Fund Shares and the net asset value of Fund Shares, and could result in the Fund Shares being less liquid. Illiquidity of the Fund's holdings may also limit the ability of the Fund to obtain cash to meet redemptions on a timely basis. In addition, the Fund, due to limitations on investments in any illiquid investments and/or the difficulty in purchasing and selling such investments, may be unable to achieve its desired level of exposure to a certain market or sector.

**Non-Diversification Risk:** To the extent the Fund becomes "non-diversified," the Fund may hold a smaller number of portfolio securities than many other funds. To the extent the Fund invests in a relatively small number of issuers, a decline in the market value of a particular security held by the Fund may affect its value more than if it invested in a larger number of issuers. The value of Fund Shares may be more volatile than the values of shares of more diversified funds. The Fund may become non-diversified for periods of time solely as a result of tracking the Index (*e.g.*, changes in weightings of one or more component securities).

**Technology Sector Risk:** Market or economic factors impacting technology companies and companies that rely heavily on technological advances could have a major effect on the value of the Fund's investments. The value of stocks of technology companies and companies that rely heavily on technology is particularly vulnerable to rapid changes in technology product cycles, rapid product obsolescence, government regulation and competition, both domestically and internationally, including competition from foreign competitors with lower production costs. Stocks of technology companies and companies that rely heavily on technology, especially those of smaller, less-seasoned companies, tend to be more volatile than the overall market. Technology companies are heavily dependent on patent and intellectual property rights, the loss or impairment of which may adversely affect profitability. Additionally, companies in the technology sector may face dramatic and often unpredictable changes in growth rates and competition for the services of qualified personnel.

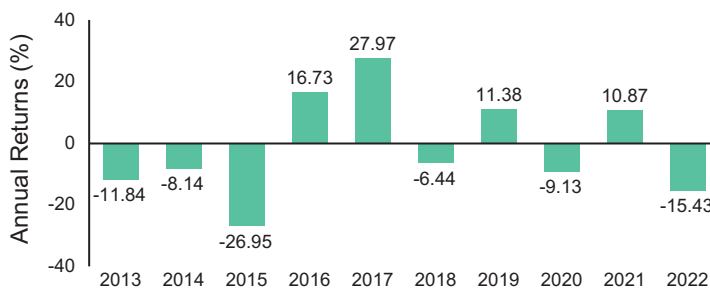
**Unconstrained Sector Risk:** The Fund may invest a substantial portion of its assets within one or more economic sectors or industries, which may change from time to time. Greater investment focus on one or more sectors or industries increases the potential for volatility and the risk that events negatively affecting such sectors or industries could reduce returns, potentially causing the value of the Fund's shares to decrease, perhaps significantly.

**Valuation Risk:** Some portfolio holdings, potentially a large portion of the Fund's investment portfolio, may be valued on the basis of factors other than market quotations. This may occur more often in times of market turmoil or reduced liquidity. There are multiple methods that can be used to value a portfolio holding when market quotations are not readily available. The value established for any portfolio holding at a point in time might differ from what would be produced using a different methodology or if it had been priced using market quotations. Portfolio holdings that are valued using techniques other than market quotations, including "fair valued" securities, may be subject to greater fluctuation in their valuations from one day to the next than if market quotations were used. In addition, there is no assurance that the Fund could sell or close out a portfolio position for the value established for it at any time, and it is possible that the Fund would incur a loss because a portfolio position is sold or closed out at a discount to the valuation established by the Fund at that time.

## FUND PERFORMANCE

The following bar chart and table provide an indication of the risks of investing in the Fund by showing changes in the Fund's performance from year to year and by showing how the Fund's average annual returns for certain time periods compare with the average annual returns of the Index and of a relevant broad-based securities index. The Fund's past performance (before and after taxes) is not necessarily an indication of how the Fund will perform in the future. Updated performance information is available by calling 1-866-787-2257 or visiting our website at <https://www.ssga.com/spdrs>.

### ANNUAL TOTAL RETURNS (years ended 12/31)



Highest Quarterly Return: 15.63% (Q4, 2020)

Lowest Quarterly Return: -29.75% (Q1, 2020)

### AVERAGE ANNUAL TOTAL RETURNS (for periods ended 12/31/22)

The after-tax returns presented in the table below are calculated using highest historical individual federal marginal income tax rates and do not reflect the impact of state and local taxes. Your actual after-tax returns will depend on your specific tax situation and may differ from those shown below. After-tax returns are not relevant to investors who hold Fund Shares through tax-advantaged arrangements, such as 401(k) plans or individual retirement accounts. The returns after taxes can exceed the returns before taxes or the Index returns due to the application of foreign tax credits and/or an assumed tax benefit for a shareholder from realizing a capital loss on a sale of Fund Shares.

	One Year	Five Years	Ten Years
Return Before Taxes	-15.43%	-2.35%	-2.40%
Return After Taxes on Distributions	-16.29%	-3.27%	-3.41%
Return After Taxes on Distributions and Sale of Fund Shares	-8.36%	-1.75%	-1.81%
S&P Emerging Markets Dividend Opportunities Index (reflects no deduction for fees, expenses or taxes other than withholding taxes on reinvested dividends)	-15.22%	-1.51%	-1.41%
MSCI ACWI ex USA Index (reflects no deduction for fees, expenses or taxes other than withholding taxes on reinvested dividends)	-16.00%	0.88%	3.80%

## PORTFOLIO MANAGEMENT

### INVESTMENT ADVISER

SSGA FM serves as the investment adviser to the Fund.

### PORTFOLIO MANAGERS

The professionals primarily responsible for the day-to-day management of the Fund are Michael Feehily, Karl Schneider and Olga Winner.

Michael Feehily, CFA, is a Senior Managing Director of the Adviser and the Head of Global Equity Beta Solutions in the Americas. He worked at the Adviser from 1997 to 2006 and rejoined in 2010. Effective March 1, 2023, Mr. Feehily will no longer serve as a portfolio manager of the Fund.

Karl Schneider, CAIA, is a Managing Director of the Adviser and Deputy Head of Global Equity Beta Solutions in the Americas. He joined the Adviser in 1997.

Olga Winner, CFA, is a Vice President of the Adviser and a Senior Portfolio Manager in the Global Equity Beta Solutions Group. She joined the Adviser in 2007.

## **PURCHASE AND SALE INFORMATION**

The Fund will issue (or redeem) Fund Shares to certain institutional investors (typically market makers or other broker-dealers) only in large blocks of Fund Shares known as "Creation Units." Creation Unit transactions are conducted in exchange for the deposit or delivery of a designated portfolio of in-kind securities and/or cash.

Individual Fund Shares may only be purchased and sold on the NYSE Arca, Inc., other national securities exchanges, electronic crossing networks and other alternative trading systems through your broker-dealer at market prices. Because Fund Shares trade at market prices rather than at net asset value ("NAV"), Fund Shares may trade at a price greater than NAV (premium) or less than NAV (discount). When buying or selling Fund Shares in the secondary market, you may incur costs attributable to the difference between the highest price a buyer is willing to pay to purchase Fund Shares (bid) and the lowest price a seller is willing to accept for Fund Shares (ask) (the "bid-ask spread"). Recent information regarding the Fund's NAV, market price, premiums and discounts, and bid-ask spreads is available at <https://www.ssga.com/spdrs>.

## **TAX INFORMATION**

The Fund's distributions are expected to be taxed as ordinary income, qualified dividend income and/or capital gains, unless you are investing through a tax-advantaged arrangement, such as a 401(k) plan or individual retirement account. Any withdrawals made from a tax-advantaged arrangement may be taxable to you.

## **PAYMENTS TO BROKER-DEALERS AND OTHER FINANCIAL INTERMEDIARIES**

If you purchase Fund Shares through a broker-dealer or other financial intermediary (such as a bank), the Adviser or its affiliates may pay the financial intermediary for certain activities related to the Fund, including educational training programs, conferences, the development of technology platforms and reporting systems, or other services related to the sale or promotion of the Fund. These payments may create a conflict of interest by influencing the broker-dealer or other intermediary and your salesperson to recommend the Fund over another investment. Ask your salesperson or visit your financial intermediary's website for more information.

# SPDR® S&P® Emerging Markets Small Cap ETF

## INVESTMENT OBJECTIVE

The SPDR S&P Emerging Markets Small Cap ETF (the “Fund”) seeks to provide investment results that, before fees and expenses, correspond generally to the total return performance of an index that tracks the small capitalization segment of global emerging market countries.

## FEES AND EXPENSES OF THE FUND

The table below describes the fees and expenses that you may pay if you buy, hold and sell shares of the Fund (“Fund Shares”). **You may pay other fees, such as brokerage commissions and other fees to financial intermediaries, which are not reflected in the table and Example below.**

**ANNUAL FUND OPERATING EXPENSES** (expenses that you pay each year as a percentage of the value of your investment):

Management fees	0.65%
Distribution and service (12b-1) fees	None
Other expenses	0.00%
<b>Total annual Fund operating expenses</b>	<b>0.65%</b>

## EXAMPLE:

This Example is intended to help you compare the cost of investing in the Fund with the cost of investing in other funds. The Example assumes that you invest \$10,000 in the Fund for the time periods indicated, and then sell or hold all of your Fund Shares at the end of those periods. The Example also assumes that your investment has a 5% return each year and that the Fund’s operating expenses remain the same. Although your actual costs may be higher or lower, based on these assumptions your costs would be:

Year 1	Year 3	Year 5	Year 10
\$66	\$208	\$362	\$810

## PORTFOLIO TURNOVER:

The Fund pays transaction costs, such as commissions, when it buys and sells securities (or “turns over” its portfolio). A higher portfolio turnover rate may indicate higher transaction costs and may result in higher taxes when Fund Shares are held in a taxable account. These costs, which are not reflected in Annual Fund Operating Expenses or in the Example, affect the Fund’s performance. During the most recent fiscal year, the Fund’s portfolio turnover rate was 23% of the average value of its portfolio.

## THE FUND’S PRINCIPAL INVESTMENT STRATEGY

In seeking to track the performance of the S&P Emerging Markets Under USD2 Billion Index (the “Index”), the Fund employs a sampling strategy, which means that the Fund is not required to purchase all of the securities represented in the Index. Instead, the Fund may purchase a subset of the securities in the Index in an effort to hold a portfolio of securities with generally the same risk and return characteristics of the Index. The quantity of holdings in the Fund will be based on a number of factors, including asset size of the Fund. Based on its analysis of these factors, SSGA Funds Management, Inc. (“SSGA FM” or the “Adviser”), the investment adviser to the Fund, either may invest the Fund’s assets in a subset of securities in the Index or may invest the Fund’s assets in substantially all of the securities represented in the Index in approximately the same proportions as the Index, as determined by the Adviser to be in the best interest of the Fund in pursuing its objective. The Fund is classified as “diversified” under the Investment Company Act of 1940, as amended; however, the Fund may become “non-diversified” solely as a result of tracking the Index (e.g., changes in weightings of one or more component securities). When the Fund is non-diversified, it may invest a relatively high percentage of its assets in a limited number of issuers.

Under normal market conditions, the Fund generally invests substantially all, but at least 80%, of its total assets in the securities comprising the Index and in depositary receipts (including American Depositary Receipts (“ADRs”) or Global Depositary Receipts (“GDRs”)) based on securities comprising the Index. In addition, in seeking to track the Index, the Fund may invest in equity securities that are not included in the Index (including common stock, preferred stock, depositary receipts and shares of other investment companies), cash and cash equivalents or money market



instruments, such as repurchase agreements and money market funds (including money market funds advised by the Adviser). In seeking to track the Index, the Fund's assets may be concentrated in an industry or group of industries, but only to the extent that the Index concentrates in a particular industry or group of industries. Futures contracts (a type of derivative instrument) may be used by the Fund in seeking performance that corresponds to the Index and in managing cash flows.

The Index is a float-adjusted market capitalization weighted index designed to represent the small capitalization segment of emerging countries included in the S&P Global BMI (Broad Market Index). The S&P Global BMI is a rules-based index that measures global stock market performance. The Index is reconstituted annually. A country will be eligible for inclusion in the S&P Global BMI if it is classified as either a developed or emerging market by the S&P Global Equity Index Committee. Country classification is reviewed annually and determined based on quantitative criteria and feedback from market participants via a publicly available market consultation. All publicly listed companies with float-adjusted market capitalizations of at least \$100 million and sufficient liquidity based on 12-month median value traded ratio and 6-month median daily value traded are included for each country. Once included, all current constituents with float-adjusted market capitalizations of at least \$75 million and sufficient liquidity will remain in the S&P Global BMI for each country. All stocks are weighted proportionally to their float-adjusted market capitalization and the Index is rebalanced annually in September. In addition, the Index rebalances quarterly to allow for changes in shares outstanding and the inclusion of eligible initial public offerings, as well as new listings on eligible exchanges and issues that emerged from bankruptcy. To be included in the Index, a publicly listed company must have a total market capitalization between \$100 million and \$2 billion, and be located in a country that meets emerging markets status. The Index is "float-adjusted," meaning that only those shares publicly available to investors are included in the Index calculation. As of November 30, 2022, a significant portion of the Fund comprised companies in the technology sector, although this may change from time to time. As of November 30, 2022, countries represented in the Fund included Brazil, Chile, China (which includes investments in China A Shares), Colombia, Cyprus, the Czech Republic, Egypt, Greece, Hungary, India, Indonesia, Kuwait, Malaysia, Mexico, Pakistan, Peru, the Philippines, Poland, Qatar, Saudi Arabia, South Africa, Taiwan, Thailand, Turkey and the United Arab Emirates. As of November 30, 2022, a significant portion of the Fund comprised companies located in Taiwan, India and China, although this may change from time to time. As of November 30, 2022, the Index comprised 3,103 securities.

The Index is sponsored by S&P Dow Jones Indices LLC (the "Index Provider"), which is not affiliated with the Fund or the Adviser. The Index Provider determines the composition of the Index, relative weightings of the securities in the Index and publishes information regarding the market value of the Index.

## **PRINCIPAL RISKS OF INVESTING IN THE FUND**

As with all investments, there are certain risks of investing in the Fund. Fund Shares will change in value, and you could lose money by investing in the Fund. An investment in the Fund is not insured or guaranteed by the Federal Deposit Insurance Corporation or any other government agency.

**Market Risk:** The Fund's investments are subject to changes in general economic conditions, general market fluctuations and the risks inherent in investment in securities markets. Investment markets can be volatile and prices of investments can change substantially due to various factors including, but not limited to, economic growth or recession, changes in interest rates, inflation, changes in the actual or perceived creditworthiness of issuers, and general market liquidity. The Fund is subject to the risk that geopolitical events will disrupt securities markets and adversely affect global economies and markets. Local, regional or global events such as war, military conflicts, acts of terrorism, natural disasters, the spread of infectious illness or other public health issues, or other events could have a significant impact on the Fund and its investments.

**Equity Investing Risk:** The market prices of equity securities owned by the Fund may go up or down, sometimes rapidly or unpredictably. The value of a security may decline for a number of reasons that may directly relate to the issuer and also may decline due to general industry or market conditions that are not specifically related to a particular company. In addition, equity markets tend to move in cycles, which may cause stock prices to fall over short or extended periods of time.

**Non-U.S. Securities Risk:** Non-U.S. securities (including depositary receipts) are subject to political, regulatory, and economic risks not present in domestic investments. There may be less information publicly available about a non-U.S. entity than about a U.S. entity, and many non-U.S. entities are not subject to accounting, auditing, legal and financial report standards comparable to those in the United States. Further, such entities and/or their securities may be subject to risks associated with currency controls; expropriation; changes in tax policy; greater market volatility; differing securities market structures; higher transaction costs; and various administrative difficulties, such as delays in clearing and settling portfolio transactions or in receiving payment of dividends. To the extent underlying securities held by the Fund trade on foreign exchanges that are closed when the exchange

on which the Fund's shares trade is open, there may be deviations between the current price of an underlying security and the last quoted price for the underlying security on the closed foreign market. These deviations could result in the Fund experiencing premiums or discounts greater than those of ETFs that invest in domestic securities. Securities traded on foreign markets may be less liquid (harder to sell) than securities traded domestically. Foreign governments may impose restrictions on the repatriation of capital to the U.S. In addition, to the extent that the Fund buys securities denominated in a foreign currency, there are special risks such as changes in currency exchange rates and the risk that a foreign government could regulate foreign exchange transactions. In addition, to the extent investments are made in a limited number of countries, events in those countries will have a more significant impact on the Fund. Investments in depositary receipts may be less liquid and more volatile than the underlying shares in their primary trading market.

**Emerging Markets Risk:** Risks of investing in emerging markets include, among others, greater political and economic instability, greater volatility in currency exchange rates, less developed securities markets, possible trade barriers, currency transfer restrictions, a more limited number of potential buyers and issuers, an emerging market country's dependence on revenue from particular commodities or international aid, less governmental supervision and regulation, unavailability of currency hedging techniques, differences in auditing and financial reporting standards, and less developed legal systems. There is also the potential for unfavorable action such as expropriation, nationalization, embargo, and acts of war. The securities of emerging market companies may trade less frequently and in smaller volumes than more widely held securities. Market disruptions or substantial market corrections may limit very significantly the liquidity of securities of certain companies in a particular country or geographic region, or of all companies in the country or region. The Fund may be unable to liquidate its positions in such securities at any time, or at a favorable price, in order to meet the Fund's obligations. These risks are generally greater for investments in frontier market countries, which typically have smaller economies or less developed capital markets than traditional emerging market countries.

**Small-Capitalization Securities Risk:** The securities of small-capitalization companies may be more volatile and may involve more risk than the securities of larger companies. These companies may have limited product lines, markets or financial resources, may lack the competitive strength of larger companies, and may depend on a few key employees. In addition, these companies may have been recently organized and may have little or no track record of success. The securities of smaller companies may trade less frequently and in smaller volumes than more widely held securities. Some securities of smaller issuers may be illiquid or may be restricted as to resale, and their values may have significant volatility. The Fund may be unable to liquidate its positions in such securities at any time, or at a favorable price, in order to meet the Fund's obligations. Returns on investments in securities of small-capitalization companies could trail the returns on investments in securities of larger companies.

**Fluctuation of Net Asset Value, Share Premiums and Discounts Risk:** As with all exchange-traded funds, Fund Shares may be bought and sold in the secondary market at market prices. The trading prices of Fund Shares in the secondary market may differ from the Fund's daily net asset value per share and there may be times when the market price of the shares is more than the net asset value per share (premium) or less than the net asset value per share (discount). This risk is heightened in times of market volatility or periods of steep market declines.

**Currency Risk:** The value of the Fund's assets may be affected favorably or unfavorably by currency exchange rates, currency exchange control regulations, and delays, restrictions or prohibitions on the repatriation of foreign currencies. Foreign currency exchange rates may have significant volatility, and changes in the values of foreign currencies against the U.S. dollar may result in substantial declines in the values of the Fund's assets denominated in foreign currencies.

**Depositary Receipts Risk:** Investments in depositary receipts may be less liquid and more volatile than the underlying securities in their primary trading market. If a depositary receipt is denominated in a different currency than its underlying securities, the Fund will be subject to the currency risk of both the investment in the depositary receipt and the underlying security. Holders of depositary receipts may have limited or no rights to take action with respect to the underlying securities or to compel the issuer of the receipts to take action. The prices of depositary receipts may differ from the prices of securities upon which they are based. To the extent the Fund invests in depositary receipts based on securities included in the Index, such differences in prices may increase index tracking risk.

**Futures Contract Risk:** A futures contract is a standardized agreement that calls for the purchase or sale of a specific asset at a specific price at a specific future time, or cash settlement of the terms of the contract. Transactions in futures contracts can create investment leverage and may have significant volatility. It is possible that a futures contract transaction will result in a much greater loss than the principal amount invested, and the

Fund may not be able to close out the futures contract at a favorable time or price. There is no assurance that a liquid secondary market on an exchange will exist for any particular futures contract. In the event no such market exists, it might not be possible to effect closing transactions, and the Fund will be unable to terminate its exposure to the futures contract. There is also a risk of imperfect correlation between movements in the prices of the futures contract and movements in the price of the underlying assets. The counterparty to a futures contract may be unable or unwilling to make timely settlement payments, return the Fund's margin, or otherwise honor its obligations.

**Geographic Focus Risk:** The performance of a fund that is less diversified across countries or geographic regions will be closely tied to market, currency, economic, political, environmental, or regulatory conditions and developments in the countries or regions in which the fund invests, and may be more volatile than the performance of a more geographically-diversified fund.

**China:** The Chinese economy is generally considered an emerging market and can be significantly affected by economic and political conditions and policy in China and surrounding Asian countries. A relatively small number of Chinese companies represent a large portion of China's total market and thus may be more sensitive to adverse political or economic circumstances and market movements. The economy of China differs, often unfavorably, from the U.S. economy in such respects as structure, general development, government involvement, wealth distribution, rate of inflation, growth rate, allocation of resources and capital reinvestment, among others. Under China's political and economic system, the central government has historically exercised substantial control over virtually every sector of the Chinese economy through administrative regulation and/or state ownership. The Chinese government may intervene or seek to control the operations, structure, or ownership of Chinese companies, including with respect to foreign investors of such companies. In addition, expropriation, including nationalization, confiscatory taxation, political, economic or social instability or other developments could adversely affect and significantly diminish the values of the Chinese companies in which the Fund invests. International trade tensions may arise from time to time which can result in trade tariffs, embargoes, trade limitations, trade wars and other negative consequences. These consequences may trigger a reduction in international trade, the oversupply of certain manufactured goods, substantial price reductions of goods and possible failure of individual companies and/or large segments of China's export industry with a potentially severe negative impact to the Fund. The Fund may invest in shares of Chinese companies traded on stock markets in Mainland China or Hong Kong. These stock markets have recently experienced high levels of volatility, which may continue in the future. The Hong Kong stock market may behave differently from the Mainland China stock market and there may be little to no correlation between the performance of the Hong Kong stock market and the Mainland China stock market. The Fund may also gain investment exposure to certain Chinese companies through variable interest entity ("VIE") structures. The VIE structure enables foreign investors, such as the Fund, to obtain investment exposure to a Chinese company in situations in which the Chinese government has limited or prohibited non-Chinese ownership of such company. The VIE structure does not involve equity ownership in a China-based company but rather involves claims to the China-based company's profits and control of its assets through contractual arrangements. In addition to the risk of government intervention, investments through a VIE structure are subject to the risk that the China-based company (or its officers, directors, or Chinese equity owners) may breach those contractual arrangements, or Chinese law changes in a way that adversely affects the enforceability of these arrangements, or those contracts are otherwise not enforceable under Chinese law, in which case the Fund may suffer significant losses on its investments through a VIE structure with little or no recourse available. If the Chinese government takes action adversely affecting VIE structures, the market value of the Fund's associated portfolio holdings would likely suffer significant, detrimental, and possibly permanent consequences, which could result in substantial investment losses.

**India:** The securities markets in India are comparatively underdeveloped and may subject the Fund to greater uncertainty than investments in more developed securities markets. Investments in Indian issuers may involve greater potential for loss than investments in securities of issuers in developed countries. In comparison to the United States and other developed countries, investments in Indian issuers may be susceptible to greater political and legal uncertainty, government control over the economy, and currency fluctuations. Further, the Indian economy may be based on only a few industries and may be heavily dependent upon trading with key partners. Investing in India involves risk of loss due to expropriation, nationalization, confiscation of assets and property or the abrupt imposition of restrictions on foreign investments and repatriation of capital already invested. Additionally, ethnic and religious tensions could result in economic or social instability in India.

**Taiwan:** Taiwan's geographic proximity and history of political contention with China have resulted in ongoing tensions between the two countries. These tensions may materially affect the Taiwanese economy and its securities market. Taiwan's economy is export-oriented, so it depends on an open world trade regime and remains vulnerable to fluctuations in the world economy. Rising labor costs and increasing environmental consciousness have led some labor-intensive industries to relocate to countries with cheaper work forces, and continued labor outsourcing may adversely affect the Taiwanese economy.

**Indexing Strategy/Index Tracking Risk:** The Fund is managed with an indexing investment strategy, attempting to track the performance of an unmanaged index of securities, regardless of the current or projected performance of the Index or of the actual securities comprising the Index. This differs from an actively-managed fund, which typically seeks to outperform a benchmark index. As a result, the Fund's performance may be less favorable than that of a portfolio managed using an active investment strategy. The structure and composition of the Index will affect the performance, volatility, and risk of the Index and, consequently, the performance, volatility, and risk of the Fund. Errors in index data, index computations or the construction of the Index in accordance with its methodology may occur from time to time and may not be identified and corrected by the Index Provider for a period of time or at all, which may have an adverse impact on the Fund and its shareholders. To the extent circumstances evolve in between reconstitutions, the Index may include, and the Fund may therefore hold for a period of time, securities of companies that do not align with the Index's objective and/or criteria. When there are changes made to the component securities of the Index and the Fund in turn makes similar changes to its portfolio, any transaction costs and market exposure arising from such portfolio changes will be borne directly by the Fund and its shareholders. The Fund may recognize gains as a result of rebalancing or reconstituting its securities holdings to reflect changes in the securities included in the Index. The Fund also may be required to distribute any such gains to its shareholders to avoid adverse federal income tax consequences. While the Adviser seeks to track the performance of the Index (*i.e.*, achieve a high degree of correlation with the Index), the Fund's return may not match the return of the Index. The Fund incurs a number of operating expenses not applicable to the Index, and incurs costs in buying and selling securities. In addition, the Fund may not be fully invested at times, generally as a result of cash flows into or out of the Fund or reserves of cash held by the Fund to meet redemptions. The Adviser may attempt to track the Index return by investing in fewer than all of the securities in the Index, or in some securities not included in the Index, potentially increasing the risk of divergence between the Fund's return and that of the Index.

**Liquidity Risk:** Lack of a ready market, stressed market conditions, or restrictions on resale may limit the ability of the Fund to sell a security at an advantageous time or price or at all. Illiquid investments may trade at a discount from comparable, more liquid investments and may be subject to wide fluctuations in market value. If the liquidity of the Fund's holdings deteriorates, it may lead to differences between the market price of Fund Shares and the net asset value of Fund Shares, and could result in the Fund Shares being less liquid. Illiquidity of the Fund's holdings may also limit the ability of the Fund to obtain cash to meet redemptions on a timely basis. In addition, the Fund, due to limitations on investments in any illiquid investments and/or the difficulty in purchasing and selling such investments, may be unable to achieve its desired level of exposure to a certain market or sector.

**Non-Diversification Risk:** To the extent the Fund becomes "non-diversified," the Fund may hold a smaller number of portfolio securities than many other funds. To the extent the Fund invests in a relatively small number of issuers, a decline in the market value of a particular security held by the Fund may affect its value more than if it invested in a larger number of issuers. The value of Fund Shares may be more volatile than the values of shares of more diversified funds. The Fund may become non-diversified for periods of time solely as a result of tracking the Index (e.g., changes in weightings of one or more component securities).

**Risks of Investing in China A Shares:** The A Shares market is volatile with a risk of suspension of trading in a particular security or multiple securities or government intervention. Securities in the A Shares market may be suspended from trading without an indication of how long the suspension will last, which may impair the liquidity of such securities and may impact the ability of the Fund to track its Index. The Chinese securities markets are emerging markets characterized by relatively low trading volume, resulting in substantially less liquidity and greater price volatility. Liquidity risks may be more pronounced for the A Shares market than for other more developed securities markets generally because the A Shares market is subject to greater government restrictions and control, including trading suspensions. China A Shares are only available to non-mainland China investors (i) through certain foreign institutional investors that have obtained a license from the Chinese regulators or (ii) through the Hong Kong-Shanghai Stock Connect or Shenzhen-Hong Kong Stock Connect programs ("Stock Connect"). The Fund may invest in China A Shares through the Adviser, who is licensed as a Renminbi Qualified Foreign Institutional Investor ("RQFII") from the China Securities Regulatory Commission. The Adviser's failure to, among other things, observe Chinese regulations could lead to adverse consequences, including the requirement



that the Fund dispose of its A Shares holdings. The Fund may also invest in China A Shares through Stock Connect. Trading through Stock Connect is subject to a number of restrictions that may affect the Fund's investments and returns, including daily quotas that limit the maximum daily net purchases on any particular day.

**Technology Sector Risk:** Market or economic factors impacting technology companies and companies that rely heavily on technological advances could have a major effect on the value of the Fund's investments. The value of stocks of technology companies and companies that rely heavily on technology is particularly vulnerable to rapid changes in technology product cycles, rapid product obsolescence, government regulation and competition, both domestically and internationally, including competition from foreign competitors with lower production costs. Stocks of technology companies and companies that rely heavily on technology, especially those of smaller, less-seasoned companies, tend to be more volatile than the overall market. Technology companies are heavily dependent on patent and intellectual property rights, the loss or impairment of which may adversely affect profitability. Additionally, companies in the technology sector may face dramatic and often unpredictable changes in growth rates and competition for the services of qualified personnel.

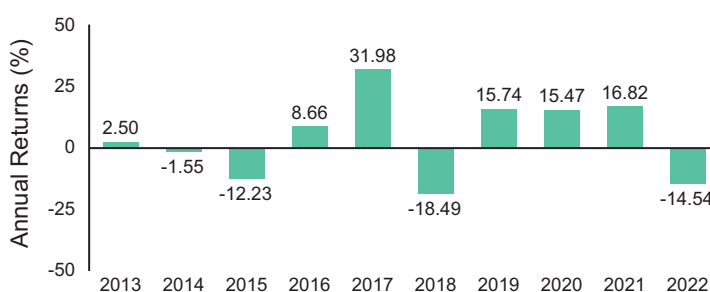
**Unconstrained Sector Risk:** The Fund may invest a substantial portion of its assets within one or more economic sectors or industries, which may change from time to time. Greater investment focus on one or more sectors or industries increases the potential for volatility and the risk that events negatively affecting such sectors or industries could reduce returns, potentially causing the value of the Fund's shares to decrease, perhaps significantly.

**Valuation Risk:** Some portfolio holdings, potentially a large portion of the Fund's investment portfolio, may be valued on the basis of factors other than market quotations. This may occur more often in times of market turmoil or reduced liquidity. There are multiple methods that can be used to value a portfolio holding when market quotations are not readily available. The value established for any portfolio holding at a point in time might differ from what would be produced using a different methodology or if it had been priced using market quotations. Portfolio holdings that are valued using techniques other than market quotations, including "fair valued" securities, may be subject to greater fluctuation in their valuations from one day to the next than if market quotations were used. In addition, there is no assurance that the Fund could sell or close out a portfolio position for the value established for it at any time, and it is possible that the Fund would incur a loss because a portfolio position is sold or closed out at a discount to the valuation established by the Fund at that time.

## FUND PERFORMANCE

The following bar chart and table provide an indication of the risks of investing in the Fund by showing changes in the Fund's performance from year to year and by showing how the Fund's average annual returns for certain time periods compare with the average annual returns of the Index and of a relevant broad-based securities index. The Fund's past performance (before and after taxes) is not necessarily an indication of how the Fund will perform in the future. Updated performance information is available by calling 1-866-787-2257 or visiting our website at <https://www.ssga.com/spdrs>.

**ANNUAL TOTAL RETURNS** (years ended 12/31)



Highest Quarterly Return: 25.82% (Q2, 2020)

Lowest Quarterly Return: -28.68% (Q1, 2020)

## AVERAGE ANNUAL TOTAL RETURNS

 (for periods ended 12/31/22)

The after-tax returns presented in the table below are calculated using highest historical individual federal marginal income tax rates and do not reflect the impact of state and local taxes. Your actual after-tax returns will depend on your specific tax situation and may differ from those shown below. After-tax returns are not relevant to investors who hold Fund Shares through tax-advantaged arrangements, such as 401(k) plans or individual retirement accounts. The returns after taxes can exceed the returns before taxes or the Index returns due to the application of foreign tax credits and/or an assumed tax benefit for a shareholder from realizing a capital loss on a sale of Fund Shares.



	One Year	Five Years	Ten Years
Return Before Taxes	-14.54%	1.70%	3.28%
Return After Taxes on Distributions	-15.19%	0.96%	2.52%
Return After Taxes on Distributions and Sale of Fund Shares	-8.24%	1.21%	2.39%
S&P Emerging Markets Under USD2 Billion Index (reflects no deduction for fees, expenses or taxes other than withholding taxes on reinvested dividends)	-14.65%	2.00%	3.68%
MSCI ACWI ex USA Index (reflects no deduction for fees, expenses or taxes other than withholding taxes on reinvested dividends)	-16.00%	0.88%	3.80%

## PORTFOLIO MANAGEMENT

### INVESTMENT ADVISER

SSGA FM serves as the investment adviser to the Fund.

### PORTFOLIO MANAGERS

The professionals primarily responsible for the day-to-day management of the Fund are Michael Feehily, Karl Schneider and Amy Cheng.

Michael Feehily, CFA, is a Senior Managing Director of the Adviser and the Head of Global Equity Beta Solutions in the Americas. He worked at the Adviser from 1997 to 2006 and rejoined in 2010. Effective March 1, 2023, Mr. Feehily will no longer serve as a portfolio manager of the Fund.

Karl Schneider, CAIA, is a Managing Director of the Adviser and Deputy Head of Global Equity Beta Solutions in the Americas. He joined the Adviser in 1997.

Amy Cheng is a Vice President of the Adviser and a Senior Portfolio Manager in the Global Equity Beta Solutions Group. She joined the Adviser in 2000.

### PURCHASE AND SALE INFORMATION

The Fund will issue (or redeem) Fund Shares to certain institutional investors (typically market makers or other broker-dealers) only in large blocks of Fund Shares known as "Creation Units." Creation Unit transactions are conducted in exchange for the deposit or delivery of a designated portfolio of in-kind securities and/or cash.

Individual Fund Shares may only be purchased and sold on the NYSE Arca, Inc., other national securities exchanges, electronic crossing networks and other alternative trading systems through your broker-dealer at market prices. Because Fund Shares trade at market prices rather than at net asset value ("NAV"), Fund Shares may trade at a price greater than NAV (premium) or less than NAV (discount). When buying or selling Fund Shares in the secondary market, you may incur costs attributable to the difference between the highest price a buyer is willing to pay to purchase Fund Shares (bid) and the lowest price a seller is willing to accept for Fund Shares (ask) (the "bid-ask spread"). Recent information regarding the Fund's NAV, market price, premiums and discounts, and bid-ask spreads is available at <https://www.ssga.com/spdrs>.

### TAX INFORMATION

The Fund's distributions are expected to be taxed as ordinary income, qualified dividend income and/or capital gains, unless you are investing through a tax-advantaged arrangement, such as a 401(k) plan or individual retirement account. Any withdrawals made from a tax-advantaged arrangement may be taxable to you.

### PAYMENTS TO BROKER-DEALERS AND OTHER FINANCIAL INTERMEDIARIES

If you purchase Fund Shares through a broker-dealer or other financial intermediary (such as a bank), the Adviser or its affiliates may pay the financial intermediary for certain activities related to the Fund, including educational training programs, conferences, the development of technology platforms and reporting systems, or other services related to the sale or promotion of the Fund. These payments may create a conflict of interest by influencing the broker-dealer or other intermediary and your salesperson to recommend the Fund over another investment. Ask your salesperson or visit your financial intermediary's website for more information.

# SPDR® S&P® Global Dividend ETF

## INVESTMENT OBJECTIVE

The SPDR S&P Global Dividend ETF (the “Fund”) seeks to provide investment results that, before fees and expenses, correspond generally to the total return of an index that tracks stocks of global companies that offer high dividend yields.

## FEES AND EXPENSES OF THE FUND

The table below describes the fees and expenses that you may pay if you buy, hold and sell shares of the Fund (“Fund Shares”). **You may pay other fees, such as brokerage commissions and other fees to financial intermediaries, which are not reflected in the table and Example below.**

**ANNUAL FUND OPERATING EXPENSES** (expenses that you pay each year as a percentage of the value of your investment):

Management fees	0.40%
Distribution and service (12b-1) fees	None
Other expenses	0.00%
<b>Total annual Fund operating expenses</b>	<b>0.40%</b>

## EXAMPLE:

This Example is intended to help you compare the cost of investing in the Fund with the cost of investing in other funds. The Example assumes that you invest \$10,000 in the Fund for the time periods indicated, and then sell or hold all of your Fund Shares at the end of those periods. The Example also assumes that your investment has a 5% return each year and that the Fund’s operating expenses remain the same. Although your actual costs may be higher or lower, based on these assumptions your costs would be:

Year 1	Year 3	Year 5	Year 10
\$41	\$128	\$224	\$505

## PORTFOLIO TURNOVER:

The Fund pays transaction costs, such as commissions, when it buys and sells securities (or “turns over” its portfolio). A higher portfolio turnover rate may indicate higher transaction costs and may result in higher taxes when Fund Shares are held in a taxable account. These costs, which are not reflected in Annual Fund Operating Expenses or in the Example, affect the Fund’s performance. During the most recent fiscal year, the Fund’s portfolio turnover rate was 49% of the average value of its portfolio.

## THE FUND’S PRINCIPAL INVESTMENT STRATEGY

In seeking to track the performance of the S&P Global Dividend Aristocrats Index (the “Index”), the Fund employs a sampling strategy, which means that the Fund is not required to purchase all of the securities represented in the Index. Instead, the Fund may purchase a subset of the securities in the Index in an effort to hold a portfolio of securities with generally the same risk and return characteristics of the Index. The quantity of holdings in the Fund will be based on a number of factors, including asset size of the Fund. Based on its analysis of these factors, SSGA Funds Management, Inc. (“SSGA FM” or the “Adviser”), the investment adviser to the Fund, either may invest the Fund’s assets in a subset of securities in the Index or may invest the Fund’s assets in substantially all of the securities represented in the Index in approximately the same proportions as the Index, as determined by the Adviser to be in the best interest of the Fund in pursuing its objective. The Fund is classified as “diversified” under the Investment Company Act of 1940, as amended; however, the Fund may become “non-diversified” solely as a result of tracking the Index (e.g., changes in weightings of one or more component securities). When the Fund is non-diversified, it may invest a relatively high percentage of its assets in a limited number of issuers.

Under normal market conditions, the Fund generally invests substantially all, but at least 80%, of its total assets in the securities comprising the Index and in depositary receipts (including American Depositary Receipts (“ADRs”) or Global Depositary Receipts (“GDRs”)) based on securities comprising the Index. In addition, in seeking to track the Index, the Fund may invest in equity securities that are not included in the Index (including common stock, preferred stock, depositary receipts and shares of other investment companies), cash and cash equivalents or money market

instruments, such as repurchase agreements and money market funds (including money market funds advised by the Adviser). In seeking to track the Index, the Fund's assets may be concentrated in an industry or group of industries, but only to the extent that the Index concentrates in a particular industry or group of industries. Futures contracts (a type of derivative instrument) may be used by the Fund in seeking performance that corresponds to the Index and in managing cash flows.

The Index is designed to measure the performance of high dividend-yield companies included in the S&P Global BMI (Broad Market Index) that have followed a managed-dividends policy of increasing or stable dividends for at least ten consecutive years. To be included in the Index, stocks must meet the following criteria: (i) increased dividends or maintained stable dividends every year for at least ten consecutive years; (ii) a float-adjusted market capitalization greater than \$1 billion as of the last business day of December (the "Rebalancing Reference Date"); (iii) a three-month average daily value traded greater than \$5 million prior to the Rebalancing Reference Date; (iv) new constituents must have a maximum 100% dividend payout ratio and current constituents must have a non-negative dividend payout ratio; and (v) a maximum indicated dividend yield of 10% as of the Rebalancing Reference Date. The top 100 qualified stocks with highest indicated dividend yield are selected as Index constituents, with no more than 20 stocks selected from each country. If the number of stocks from a country reaches 20, the highest yielding stocks from other countries are selected until the number of Index constituents reaches 100. If the eligible highest yielding stocks are extremely concentrated in an individual sector (beyond 35 stocks), the next highest yielding stocks from the sector with less than 35 stocks are selected until the count reaches 100. To ensure diverse exposure, the weight of each Index constituent is capped at 3%, and no single country or GICS sector has more than 25% weight in the Index.

The Index is fully reconstituted annually, effective after the close on the last business day in January. In addition to the annual reconstitution, the Index undergoes a semi-annual rebalance, as necessary, to ensure that the weight constraints are still in compliance, effective after the close on the last business day of July. In addition, the Index Provider (defined below) reviews Index constituents monthly and may determine, at its discretion, to remove a constituent effective prior to the open of the first business day of the following month, if: (i) a scheduled dividend payment is omitted; (ii) the company announces that it will cease paying dividends for an undetermined period; or (iii) the company announces a reduced dividend amount and the Index Provider determines that the company will no longer qualify for the Index at the subsequent reconstitution as a result. As of November 30, 2022, a significant portion of the Fund comprised companies in the financial and utilities sectors, although this may change from time to time. As of November 30, 2022, countries represented in the Fund included Australia, Canada, China, Finland, France, Germany, Hong Kong, Japan, Portugal, Singapore, South Africa, South Korea, Sweden, Switzerland, Thailand, the United Kingdom and the United States. As of November 30, 2022, a significant portion of the Fund comprised companies located in the United States and Canada, although this may change from time to time. As of November 30, 2022, the Index comprised 92 securities.

The Index is sponsored by S&P Dow Jones Indices LLC (the "Index Provider"), which is not affiliated with the Fund or the Adviser. The Index Provider determines the composition of the Index, relative weightings of the securities in the Index and publishes information regarding the market value of the Index.

## **PRINCIPAL RISKS OF INVESTING IN THE FUND**

As with all investments, there are certain risks of investing in the Fund. Fund Shares will change in value, and you could lose money by investing in the Fund. An investment in the Fund is not insured or guaranteed by the Federal Deposit Insurance Corporation or any other government agency.

**Market Risk:** The Fund's investments are subject to changes in general economic conditions, general market fluctuations and the risks inherent in investment in securities markets. Investment markets can be volatile and prices of investments can change substantially due to various factors including, but not limited to, economic growth or recession, changes in interest rates, inflation, changes in the actual or perceived creditworthiness of issuers, and general market liquidity. The Fund is subject to the risk that geopolitical events will disrupt securities markets and adversely affect global economies and markets. Local, regional or global events such as war, military conflicts, acts of terrorism, natural disasters, the spread of infectious illness or other public health issues, or other events could have a significant impact on the Fund and its investments.

**Equity Investing Risk:** The market prices of equity securities owned by the Fund may go up or down, sometimes rapidly or unpredictably. The value of a security may decline for a number of reasons that may directly relate to the issuer and also may decline due to general industry or market conditions that are not specifically related to a particular company. In addition, equity markets tend to move in cycles, which may cause stock prices to fall over short or extended periods of time.

**Non-U.S. Securities Risk:** Non-U.S. securities (including depositary receipts) are subject to political, regulatory, and economic risks not present in domestic investments. There may be less information publicly available about a non-U.S. entity than about a U.S. entity, and many non-U.S. entities are not subject to accounting, auditing, legal and financial report standards comparable to those in the United States. Further, such entities and/or their securities may be subject to risks associated with currency controls; expropriation; changes in tax policy; greater market volatility; differing securities market structures; higher transaction costs; and various administrative difficulties, such as delays in clearing and settling portfolio transactions or in receiving payment of dividends. To the extent underlying securities held by the Fund trade on foreign exchanges that are closed when the exchange on which the Fund's shares trade is open, there may be deviations between the current price of an underlying security and the last quoted price for the underlying security on the closed foreign market. These deviations could result in the Fund experiencing premiums or discounts greater than those of ETFs that invest in domestic securities. Securities traded on foreign markets may be less liquid (harder to sell) than securities traded domestically. Foreign governments may impose restrictions on the repatriation of capital to the U.S. In addition, to the extent that the Fund buys securities denominated in a foreign currency, there are special risks such as changes in currency exchange rates and the risk that a foreign government could regulate foreign exchange transactions. In addition, to the extent investments are made in a limited number of countries, events in those countries will have a more significant impact on the Fund. Investments in depositary receipts may be less liquid and more volatile than the underlying shares in their primary trading market.

**Dividend Paying Securities Risk:** Securities that pay dividends, as a group, can fall out of favor with the market, causing such companies to underperform companies that do not pay dividends. In addition, changes in the dividend policies of the companies held by the Fund or the capital resources available for such company's dividend payments may adversely affect the Fund.

**Fluctuation of Net Asset Value, Share Premiums and Discounts Risk:** As with all exchange-traded funds, Fund Shares may be bought and sold in the secondary market at market prices. The trading prices of Fund Shares in the secondary market may differ from the Fund's daily net asset value per share and there may be times when the market price of the shares is more than the net asset value per share (premium) or less than the net asset value per share (discount). This risk is heightened in times of market volatility or periods of steep market declines.

**Currency Risk:** The value of the Fund's assets may be affected favorably or unfavorably by currency exchange rates, currency exchange control regulations, and delays, restrictions or prohibitions on the repatriation of foreign currencies. Foreign currency exchange rates may have significant volatility, and changes in the values of foreign currencies against the U.S. dollar may result in substantial declines in the values of the Fund's assets denominated in foreign currencies.

**Depositary Receipts Risk:** Investments in depositary receipts may be less liquid and more volatile than the underlying securities in their primary trading market. If a depositary receipt is denominated in a different currency than its underlying securities, the Fund will be subject to the currency risk of both the investment in the depositary receipt and the underlying security. Holders of depositary receipts may have limited or no rights to take action with respect to the underlying securities or to compel the issuer of the receipts to take action. The prices of depositary receipts may differ from the prices of securities upon which they are based. To the extent the Fund invests in depositary receipts based on securities included in the Index, such differences in prices may increase index tracking risk.

**Emerging Markets Risk:** Risks of investing in emerging markets include, among others, greater political and economic instability, greater volatility in currency exchange rates, less developed securities markets, possible trade barriers, currency transfer restrictions, a more limited number of potential buyers and issuers, an emerging market country's dependence on revenue from particular commodities or international aid, less governmental supervision and regulation, unavailability of currency hedging techniques, differences in auditing and financial reporting standards, and less developed legal systems. There is also the potential for unfavorable action such as expropriation, nationalization, embargo, and acts of war. The securities of emerging market companies may trade less frequently and in smaller volumes than more widely held securities. Market disruptions or substantial market corrections may limit very significantly the liquidity of securities of certain companies in a particular country or geographic region, or of all companies in the country or region. The Fund may be unable to liquidate its positions in such securities at any time, or at a favorable price, in order to meet the Fund's obligations. These risks are generally greater for investments in frontier market countries, which typically have smaller economies or less developed capital markets than traditional emerging market countries.



**Financial Sector Risk:** Financial services companies are subject to extensive governmental regulation, which may limit both the amounts and types of loans and other financial commitments they can make, the interest rates and fees they can charge, the scope of their activities, the prices they can charge and the amount of capital they must maintain. Profitability is largely dependent on the availability and cost of capital funds and can fluctuate significantly when interest rates change or due to increased competition. In addition, deterioration of the credit markets generally may cause an adverse impact in a broad range of markets, including U.S. and international credit and interbank money markets generally, thereby affecting a wide range of financial institutions and markets. Certain events in the financial sector may cause an unusually high degree of volatility in the financial markets, both domestic and foreign, and cause certain financial services companies to incur large losses. Securities of financial services companies may experience a dramatic decline in value when such companies experience substantial declines in the valuations of their assets, take action to raise capital (such as the issuance of debt or equity securities), or cease operations. Credit losses resulting from financial difficulties of borrowers and financial losses associated with investment activities can negatively impact the sector. Insurance companies may be subject to severe price competition. Adverse economic, business or political developments could adversely affect financial institutions engaged in mortgage finance or other lending or investing activities directly or indirectly connected to the value of real estate.

**Futures Contract Risk:** A futures contract is a standardized agreement that calls for the purchase or sale of a specific asset at a specific price at a specific future time, or cash settlement of the terms of the contract. Transactions in futures contracts can create investment leverage and may have significant volatility. It is possible that a futures contract transaction will result in a much greater loss than the principal amount invested, and the Fund may not be able to close out the futures contract at a favorable time or price. There is no assurance that a liquid secondary market on an exchange will exist for any particular futures contract. In the event no such market exists, it might not be possible to effect closing transactions, and the Fund will be unable to terminate its exposure to the futures contract. There is also a risk of imperfect correlation between movements in the prices of the futures contract and movements in the price of the underlying assets. The counterparty to a futures contract may be unable or unwilling to make timely settlement payments, return the Fund's margin, or otherwise honor its obligations.

**Geographic Focus Risk:** The performance of a fund that is less diversified across countries or geographic regions will be closely tied to market, currency, economic, political, environmental, or regulatory conditions and developments in the countries or regions in which the fund invests, and may be more volatile than the performance of a more geographically-diversified fund.

**Canada:** The Canadian economy is heavily dependent on relationships with certain key trading partners. The United States is Canada's largest trading and investment partner, and the Canadian economy is significantly affected by developments in the U.S. economy. Any downturn in U.S. economic activity is likely to have an adverse impact on the Canadian economy. The Canadian economy is also dependent upon external trade with other key trading partners, including China, Mexico and the European Union. In addition, Canada is a large supplier of natural resources (e.g., oil, natural gas and agricultural products). As a result, the Canadian economy is sensitive to fluctuations in certain commodity prices.

**Indexing Strategy/Index Tracking Risk:** The Fund is managed with an indexing investment strategy, attempting to track the performance of an unmanaged index of securities, regardless of the current or projected performance of the Index or of the actual securities comprising the Index. This differs from an actively-managed fund, which typically seeks to outperform a benchmark index. As a result, the Fund's performance may be less favorable than that of a portfolio managed using an active investment strategy. The structure and composition of the Index will affect the performance, volatility, and risk of the Index and, consequently, the performance, volatility, and risk of the Fund. Errors in index data, index computations or the construction of the Index in accordance with its methodology may occur from time to time and may not be identified and corrected by the Index Provider for a period of time or at all, which may have an adverse impact on the Fund and its shareholders. To the extent circumstances evolve in between reconstitutions, the Index may include, and the Fund may therefore hold for a period of time, securities of companies that do not align with the Index's objective and/or criteria. When there are changes made to the component securities of the Index and the Fund in turn makes similar changes to its portfolio, any transaction costs and market exposure arising from such portfolio changes will be borne directly by the Fund and its shareholders. The Fund may recognize gains as a result of rebalancing or reconstituting its securities holdings to reflect changes in the securities included in the Index. The Fund also may be required to distribute any such gains to its shareholders to avoid adverse federal income tax consequences. While the Adviser seeks to track the performance of the Index (*i.e.*, achieve a high degree of correlation with the Index), the Fund's return may not match the return of the Index. The Fund incurs a number of operating expenses not applicable to the Index, and



incurs costs in buying and selling securities. In addition, the Fund may not be fully invested at times, generally as a result of cash flows into or out of the Fund or reserves of cash held by the Fund to meet redemptions. The Adviser may attempt to track the Index return by investing in fewer than all of the securities in the Index, or in some securities not included in the Index, potentially increasing the risk of divergence between the Fund's return and that of the Index.

**Liquidity Risk:** Lack of a ready market, stressed market conditions, or restrictions on resale may limit the ability of the Fund to sell a security at an advantageous time or price or at all. Illiquid investments may trade at a discount from comparable, more liquid investments and may be subject to wide fluctuations in market value. If the liquidity of the Fund's holdings deteriorates, it may lead to differences between the market price of Fund Shares and the net asset value of Fund Shares, and could result in the Fund Shares being less liquid. Illiquidity of the Fund's holdings may also limit the ability of the Fund to obtain cash to meet redemptions on a timely basis. In addition, the Fund, due to limitations on investments in any illiquid investments and/or the difficulty in purchasing and selling such investments, may be unable to achieve its desired level of exposure to a certain market or sector.

**Non-Diversification Risk:** To the extent the Fund becomes "non-diversified," the Fund may hold a smaller number of portfolio securities than many other funds. To the extent the Fund invests in a relatively small number of issuers, a decline in the market value of a particular security held by the Fund may affect its value more than if it invested in a larger number of issuers. The value of Fund Shares may be more volatile than the values of shares of more diversified funds. The Fund may become non-diversified for periods of time solely as a result of tracking the Index (e.g., changes in weightings of one or more component securities).

**Unconstrained Sector Risk:** The Fund may invest a substantial portion of its assets within one or more economic sectors or industries, which may change from time to time. Greater investment focus on one or more sectors or industries increases the potential for volatility and the risk that events negatively affecting such sectors or industries could reduce returns, potentially causing the value of the Fund's shares to decrease, perhaps significantly.

**Utilities Sector Risk:** Utility companies are affected by supply and demand, operating costs, government regulation, environmental factors, liabilities for environmental damage and general civil liabilities, and rate caps or rate changes. Although rate changes of a utility usually fluctuate in approximate correlation with financing costs, due to political and regulatory factors rate changes ordinarily occur only following a delay after the changes in financing costs. This factor will tend to favorably affect a regulated utility company's earnings and dividends in times of decreasing costs, but conversely, will tend to adversely affect earnings and dividends when costs are rising. The value of regulated utility debt securities (and, to a lesser extent, equity securities) may tend to have an inverse relationship to the movement of interest rates. Certain utility companies have experienced full or partial deregulation in recent years. These utility companies are frequently more similar to industrial companies in that they are subject to greater competition and have been permitted by regulators to diversify outside of their original geographic regions and their traditional lines of business. These opportunities may permit certain utility companies to earn more than their traditional regulated rates of return. Some companies, however, may be forced to defend their core business and may be less profitable. In addition, natural disasters, terrorist attacks, government intervention or other factors may render a utility company's equipment unusable or obsolete and negatively impact profitability.

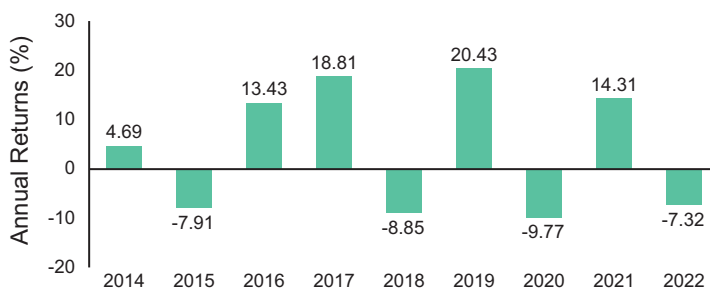
Among the risks that may affect utility companies are the following: risks of increases in fuel and other operating costs; the high cost of borrowing to finance capital construction during inflationary periods; restrictions on operations and increased costs and delays associated with compliance with environmental and nuclear safety regulations; and the difficulties involved in obtaining natural gas for resale or fuel for generating electricity at reasonable prices. Other risks include those related to the construction and operation of nuclear power plants, the effects of energy conservation and the effects of regulatory changes.

**Valuation Risk:** Some portfolio holdings, potentially a large portion of the Fund's investment portfolio, may be valued on the basis of factors other than market quotations. This may occur more often in times of market turmoil or reduced liquidity. There are multiple methods that can be used to value a portfolio holding when market quotations are not readily available. The value established for any portfolio holding at a point in time might differ from what would be produced using a different methodology or if it had been priced using market quotations. Portfolio holdings that are valued using techniques other than market quotations, including "fair valued" securities, may be subject to greater fluctuation in their valuations from one day to the next than if market quotations were used. In addition, there is no assurance that the Fund could sell or close out a portfolio position for the value established for it at any time, and it is possible that the Fund would incur a loss because a portfolio position is sold or closed out at a discount to the valuation established by the Fund at that time.

## FUND PERFORMANCE

The following bar chart and table provide an indication of the risks of investing in the Fund by showing changes in the Fund's performance from year to year and by showing how the Fund's average annual returns for certain time periods compare with the average annual returns of the Index and of a relevant broad-based securities index. The Fund's past performance (before and after taxes) is not necessarily an indication of how the Fund will perform in the future. Updated performance information is available by calling 1-866-787-2257 or visiting our website at <https://www.ssga.com/spdrs>.

## ANNUAL TOTAL RETURNS (years ended 12/31)



Highest Quarterly Return: 16.85% (Q4, 2020)

Lowest Quarterly Return: -31.61% (Q1, 2020)

## AVERAGE ANNUAL TOTAL RETURNS (for periods ended 12/31/22)

The after-tax returns presented in the table below are calculated using highest historical individual federal marginal income tax rates and do not reflect the impact of state and local taxes. Your actual after-tax returns will depend on your specific tax situation and may differ from those shown below. After-tax returns are not relevant to investors who hold Fund Shares through tax-advantaged arrangements, such as 401(k) plans or individual retirement accounts. The returns after taxes can exceed the returns before taxes or the Index returns due to the application of foreign tax credits and/or an assumed tax benefit for a shareholder from realizing a capital loss on a sale of Fund Shares.

	One Year	Five Years	Since Inception (5/29/13)
Return Before Taxes	-7.32%	0.97%	4.35%
Return After Taxes on Distributions	-8.50%	-0.37%	2.97%
Return After Taxes on Distributions and Sale of Fund Shares	-3.66%	0.48%	3.06%
S&P Global Dividend Aristocrats Index (reflects no deduction for fees, expenses or taxes other than withholding taxes on reinvested dividends)	-7.48%	0.73%	4.15%
MSCI ACWI IMI Index (reflects no deduction for fees, expenses or taxes other than withholding taxes on reinvested dividends)	-18.40%	4.96%	7.14%

## PORTFOLIO MANAGEMENT

### INVESTMENT ADVISER

SSGA FM serves as the investment adviser to the Fund.

### PORTFOLIO MANAGERS

The professionals primarily responsible for the day-to-day management of the Fund are Michael Feehily, Karl Schneider and Amy Scofield.

Michael Feehily, CFA, is a Senior Managing Director of the Adviser and the Head of Global Equity Beta Solutions in the Americas. He worked at the Adviser from 1997 to 2006 and rejoined in 2010. Effective March 1, 2023, Mr. Feehily will no longer serve as a portfolio manager of the Fund.

Karl Schneider, CAIA, is a Managing Director of the Adviser and Deputy Head of Global Equity Beta Solutions in the Americas. He joined the Adviser in 1997.

Amy Scofield is a Principal of the Adviser and a Portfolio Manager in the Global Equity Beta Solutions Group. She joined the Adviser in 2010.

## PURCHASE AND SALE INFORMATION

The Fund will issue (or redeem) Fund Shares to certain institutional investors (typically market makers or other broker-dealers) only in large blocks of Fund Shares known as "Creation Units." Creation Unit transactions are conducted in exchange for the deposit or delivery of a designated portfolio of in-kind securities and/or cash.

Individual Fund Shares may only be purchased and sold on the NYSE Arca, Inc., other national securities exchanges, electronic crossing networks and other alternative trading systems through your broker-dealer at market prices. Because Fund Shares trade at market prices rather than at net asset value ("NAV"), Fund Shares may trade at a price greater than NAV (premium) or less than NAV (discount). When buying or selling Fund Shares in the secondary

market, you may incur costs attributable to the difference between the highest price a buyer is willing to pay to purchase Fund Shares (bid) and the lowest price a seller is willing to accept for Fund Shares (ask) (the “bid-ask spread”). Recent information regarding the Fund’s NAV, market price, premiums and discounts, and bid-ask spreads is available at <https://www.ssga.com/spdrs>.

#### **TAX INFORMATION**

The Fund’s distributions are expected to be taxed as ordinary income, qualified dividend income and/or capital gains, unless you are investing through a tax-advantaged arrangement, such as a 401(k) plan or individual retirement account. Any withdrawals made from a tax-advantaged arrangement may be taxable to you.

#### **PAYMENTS TO BROKER-DEALERS AND OTHER FINANCIAL INTERMEDIARIES**

If you purchase Fund Shares through a broker-dealer or other financial intermediary (such as a bank), the Adviser or its affiliates may pay the financial intermediary for certain activities related to the Fund, including educational training programs, conferences, the development of technology platforms and reporting systems, or other services related to the sale or promotion of the Fund. These payments may create a conflict of interest by influencing the broker-dealer or other intermediary and your salesperson to recommend the Fund over another investment. Ask your salesperson or visit your financial intermediary’s website for more information.

# SPDR® S&P® Global Infrastructure ETF

## INVESTMENT OBJECTIVE

The SPDR S&P Global Infrastructure ETF (the “Fund”) seeks to provide investment results that, before fees and expenses, correspond generally to the total return performance of an index based upon the global infrastructure industry market.

## FEES AND EXPENSES OF THE FUND

The table below describes the fees and expenses that you may pay if you buy, hold and sell shares of the Fund (“Fund Shares”). **You may pay other fees, such as brokerage commissions and other fees to financial intermediaries, which are not reflected in the table and Example below.**

**ANNUAL FUND OPERATING EXPENSES** (expenses that you pay each year as a percentage of the value of your investment):

Management fees	0.40%
Distribution and service (12b-1) fees	None
Other expenses	0.00%
<b>Total annual Fund operating expenses</b>	<b>0.40%</b>

## EXAMPLE:

This Example is intended to help you compare the cost of investing in the Fund with the cost of investing in other funds. The Example assumes that you invest \$10,000 in the Fund for the time periods indicated, and then sell or hold all of your Fund Shares at the end of those periods. The Example also assumes that your investment has a 5% return each year and that the Fund’s operating expenses remain the same. Although your actual costs may be higher or lower, based on these assumptions your costs would be:

Year 1	Year 3	Year 5	Year 10
\$41	\$128	\$224	\$505

## PORTFOLIO TURNOVER:

The Fund pays transaction costs, such as commissions, when it buys and sells securities (or “turns over” its portfolio). A higher portfolio turnover rate may indicate higher transaction costs and may result in higher taxes when Fund Shares are held in a taxable account. These costs, which are not reflected in Annual Fund Operating Expenses or in the Example, affect the Fund’s performance. During the most recent fiscal year, the Fund’s portfolio turnover rate was 14% of the average value of its portfolio.

## THE FUND’S PRINCIPAL INVESTMENT STRATEGY

In seeking to track the performance of the S&P Global Infrastructure Index (the “Index”), the Fund employs a sampling strategy, which means that the Fund is not required to purchase all of the securities represented in the Index. Instead, the Fund may purchase a subset of the securities in the Index in an effort to hold a portfolio of securities with generally the same risk and return characteristics of the Index. The quantity of holdings in the Fund will be based on a number of factors, including asset size of the Fund. Based on its analysis of these factors, SSGA Funds Management, Inc. (“SSGA FM” or the “Adviser”), the investment adviser to the Fund, either may invest the Fund’s assets in a subset of securities in the Index or may invest the Fund’s assets in substantially all of the securities represented in the Index in approximately the same proportions as the Index, as determined by the Adviser to be in the best interest of the Fund in pursuing its objective. The Fund is classified as “diversified” under the Investment Company Act of 1940, as amended; however, the Fund may become “non-diversified” solely as a result of tracking the Index (e.g., changes in weightings of one or more component securities). When the Fund is non-diversified, it may invest a relatively high percentage of its assets in a limited number of issuers.

Under normal market conditions, the Fund generally invests substantially all, but at least 80%, of its total assets in the securities comprising the Index and in depositary receipts (including American Depositary Receipts (“ADRs”) or Global Depositary Receipts (“GDRs”)) based on securities comprising the Index. In addition, in seeking to track the Index, the Fund may invest in equity securities that are not included in the Index (including common stock, preferred stock, depositary receipts and shares of other investment companies), cash and cash equivalents or money market

instruments, such as repurchase agreements and money market funds (including money market funds advised by the Adviser). In seeking to track the Index, the Fund's assets may be concentrated in an industry or group of industries, but only to the extent that the Index concentrates in a particular industry or group of industries. Futures contracts (a type of derivative instrument) may be used by the Fund in seeking performance that corresponds to the Index and in managing cash flows.

The Index is comprised of 75 of the largest publicly listed infrastructure companies that meet specific investability requirements. The Index is designed to provide liquid exposure to the leading publicly listed companies in the global infrastructure industry, from both developed markets and emerging markets. The Index includes publicly traded companies with stock traded on a developed market exchange with float-adjusted market capitalizations of a minimum of \$100 million and minimum total market capitalizations of \$250 million. Stocks must satisfy liquidity thresholds on 3 month average daily value trading of \$500,000. Fifteen emerging market stocks are chosen first, based on the highest float-adjusted market capitalization of the parent company, with no more than 10 chosen from each of the three subsets of infrastructure companies represented in the Index (*i.e.*, transportation, utilities and energy). The 60 largest developed market stocks, based on float-adjusted market capitalization, are then chosen to complete the index. The developed market stocks are chosen such that there are a total of 30 transportation, 30 utilities and 15 energy infrastructure companies in the Index. In the event that fewer than 75 qualifying stocks meet the criteria above, the Index Committee may allow additional emerging market stocks to be included, in order of float-adjusted market capitalization rank, in order to reach the required number of constituents for that specific subset. Such a decision will be based on market conditions at the time of the decision. At each rebalancing, the combined weight of securities of companies in the transportation, utilities and energy infrastructure categories are set at 40%, 40% and 20%, respectively. Individual stock Index weights are capped at 5%. The Index is rebalanced semi-annually effective after the close of the last trading day of March and September. As of November 30, 2022, countries represented in the Fund included Argentina, Australia, Brazil, Canada, Chile, China, France, Germany, Italy, Mexico, the Netherlands, New Zealand, Singapore, Spain, Switzerland, the United Kingdom and the United States. As of November 30, 2022, a significant portion of the Fund comprised companies located in the United States, although this may change from time to time. As of November 30, 2022, the Index comprised 75 securities.

The Index is sponsored by S&P Dow Jones Indices LLC (the "Index Provider"), which is not affiliated with the Fund or the Adviser. The Index Provider determines the composition of the Index, relative weightings of the securities in the Index and publishes information regarding the market value of the Index.

## **PRINCIPAL RISKS OF INVESTING IN THE FUND**

As with all investments, there are certain risks of investing in the Fund. Fund Shares will change in value, and you could lose money by investing in the Fund. An investment in the Fund is not insured or guaranteed by the Federal Deposit Insurance Corporation or any other government agency.

**Market Risk:** The Fund's investments are subject to changes in general economic conditions, general market fluctuations and the risks inherent in investment in securities markets. Investment markets can be volatile and prices of investments can change substantially due to various factors including, but not limited to, economic growth or recession, changes in interest rates, inflation, changes in the actual or perceived creditworthiness of issuers, and general market liquidity. The Fund is subject to the risk that geopolitical events will disrupt securities markets and adversely affect global economies and markets. Local, regional or global events such as war, military conflicts, acts of terrorism, natural disasters, the spread of infectious illness or other public health issues, or other events could have a significant impact on the Fund and its investments.

**Equity Investing Risk:** The market prices of equity securities owned by the Fund may go up or down, sometimes rapidly or unpredictably. The value of a security may decline for a number of reasons that may directly relate to the issuer and also may decline due to general industry or market conditions that are not specifically related to a particular company. In addition, equity markets tend to move in cycles, which may cause stock prices to fall over short or extended periods of time.

**Non-U.S. Securities Risk:** Non-U.S. securities (including depositary receipts) are subject to political, regulatory, and economic risks not present in domestic investments. There may be less information publicly available about a non-U.S. entity than about a U.S. entity, and many non-U.S. entities are not subject to accounting, auditing, legal and financial report standards comparable to those in the United States. Further, such entities and/or their securities may be subject to risks associated with currency controls; expropriation; changes in tax policy; greater market volatility; differing securities market structures; higher transaction costs; and various administrative difficulties, such as delays in clearing and settling portfolio transactions or in receiving payment of dividends. To the extent underlying securities held by the Fund trade on foreign exchanges that are closed when the exchange on which the Fund's shares trade is open, there may be deviations between the current price of an underlying



security and the last quoted price for the underlying security on the closed foreign market. These deviations could result in the Fund experiencing premiums or discounts greater than those of ETFs that invest in domestic securities. Securities traded on foreign markets may be less liquid (harder to sell) than securities traded domestically. Foreign governments may impose restrictions on the repatriation of capital to the U.S. In addition, to the extent that the Fund buys securities denominated in a foreign currency, there are special risks such as changes in currency exchange rates and the risk that a foreign government could regulate foreign exchange transactions. In addition, to the extent investments are made in a limited number of countries, events in those countries will have a more significant impact on the Fund. Investments in depositary receipts may be less liquid and more volatile than the underlying shares in their primary trading market.

**Infrastructure-Related Companies Risk:** Infrastructure-related companies include companies that primarily own, manage, develop and/or operate infrastructure assets, including transportation, utility and/or energy assets. Investment in infrastructure-related securities entails exposure to adverse economic, regulatory, political, legal, and other conditions or events affecting the issuers of such securities. Certain infrastructure-related entities, particularly utilities companies, are subject to extensive regulation by various governmental authorities. The costs of complying with governmental regulations, delays or failure to receive required regulatory approvals or the enactment of new adverse regulatory requirements may adversely affect infrastructure-related companies. Infrastructure-related companies may also be affected by service interruption and/or legal challenges due to environmental, operational or other conditions or events, and the imposition of special tariffs and changes in tax laws, regulatory policies and accounting standards.

**Fluctuation of Net Asset Value, Share Premiums and Discounts Risk:** As with all exchange-traded funds, Fund Shares may be bought and sold in the secondary market at market prices. The trading prices of Fund Shares in the secondary market may differ from the Fund's daily net asset value per share and there may be times when the market price of the shares is more than the net asset value per share (premium) or less than the net asset value per share (discount). This risk is heightened in times of market volatility or periods of steep market declines.

**Concentration Risk:** When the Fund focuses its investments in a particular industry or sector, financial, economic, business, and other developments affecting issuers in that industry, market, or economic sector will have a greater effect on the Fund than if it had not done so.

**Currency Risk:** The value of the Fund's assets may be affected favorably or unfavorably by currency exchange rates, currency exchange control regulations, and delays, restrictions or prohibitions on the repatriation of foreign currencies. Foreign currency exchange rates may have significant volatility, and changes in the values of foreign currencies against the U.S. dollar may result in substantial declines in the values of the Fund's assets denominated in foreign currencies.

**Depositary Receipts Risk:** Investments in depositary receipts may be less liquid and more volatile than the underlying securities in their primary trading market. If a depositary receipt is denominated in a different currency than its underlying securities, the Fund will be subject to the currency risk of both the investment in the depositary receipt and the underlying security. Holders of depositary receipts may have limited or no rights to take action with respect to the underlying securities or to compel the issuer of the receipts to take action. The prices of depositary receipts may differ from the prices of securities upon which they are based. To the extent the Fund invests in depositary receipts based on securities included in the Index, such differences in prices may increase index tracking risk.

**Emerging Markets Risk:** Risks of investing in emerging markets include, among others, greater political and economic instability, greater volatility in currency exchange rates, less developed securities markets, possible trade barriers, currency transfer restrictions, a more limited number of potential buyers and issuers, an emerging market country's dependence on revenue from particular commodities or international aid, less governmental supervision and regulation, unavailability of currency hedging techniques, differences in auditing and financial reporting standards, and less developed legal systems. There is also the potential for unfavorable action such as expropriation, nationalization, embargo, and acts of war. The securities of emerging market companies may trade less frequently and in smaller volumes than more widely held securities. Market disruptions or substantial market corrections may limit very significantly the liquidity of securities of certain companies in a particular country or geographic region, or of all companies in the country or region. The Fund may be unable to liquidate its positions in such securities at any time, or at a favorable price, in order to meet the Fund's obligations. These risks are generally greater for investments in frontier market countries, which typically have smaller economies or less developed capital markets than traditional emerging market countries.

**Energy Sector Risk:** Issuers in energy-related industries can be significantly affected by fluctuations in energy prices and supply and demand of energy fuels. Markets for various energy-related commodities can have significant volatility, and are subject to control or manipulation by large producers or purchasers. Companies in the energy sector may need to make substantial expenditures, and to incur significant amounts of debt, in order to maintain or expand their reserves. Oil and gas exploration and production can be significantly affected by natural disasters as well as changes in exchange rates, interest rates, government regulation, world events and economic conditions. These companies may be at risk for environmental damage claims.

**Futures Contract Risk:** A futures contract is a standardized agreement that calls for the purchase or sale of a specific asset at a specific price at a specific future time, or cash settlement of the terms of the contract. Transactions in futures contracts can create investment leverage and may have significant volatility. It is possible that a futures contract transaction will result in a much greater loss than the principal amount invested, and the Fund may not be able to close out the futures contract at a favorable time or price. There is no assurance that a liquid secondary market on an exchange will exist for any particular futures contract. In the event no such market exists, it might not be possible to effect closing transactions, and the Fund will be unable to terminate its exposure to the futures contract. There is also a risk of imperfect correlation between movements in the prices of the futures contract and movements in the price of the underlying assets. The counterparty to a futures contract may be unable or unwilling to make timely settlement payments, return the Fund's margin, or otherwise honor its obligations.

**Geographic Focus Risk:** The performance of a fund that is less diversified across countries or geographic regions will be closely tied to market, currency, economic, political, environmental, or regulatory conditions and developments in the countries or regions in which the fund invests, and may be more volatile than the performance of a more geographically-diversified fund.

**Indexing Strategy/Index Tracking Risk:** The Fund is managed with an indexing investment strategy, attempting to track the performance of an unmanaged index of securities, regardless of the current or projected performance of the Index or of the actual securities comprising the Index. This differs from an actively-managed fund, which typically seeks to outperform a benchmark index. As a result, the Fund's performance may be less favorable than that of a portfolio managed using an active investment strategy. The structure and composition of the Index will affect the performance, volatility, and risk of the Index and, consequently, the performance, volatility, and risk of the Fund. Errors in index data, index computations or the construction of the Index in accordance with its methodology may occur from time to time and may not be identified and corrected by the Index Provider for a period of time or at all, which may have an adverse impact on the Fund and its shareholders. To the extent circumstances evolve in between reconstitutions, the Index may include, and the Fund may therefore hold for a period of time, securities of companies that do not align with the Index's objective and/or criteria. When there are changes made to the component securities of the Index and the Fund in turn makes similar changes to its portfolio, any transaction costs and market exposure arising from such portfolio changes will be borne directly by the Fund and its shareholders. The Fund may recognize gains as a result of rebalancing or reconstituting its securities holdings to reflect changes in the securities included in the Index. The Fund also may be required to distribute any such gains to its shareholders to avoid adverse federal income tax consequences. While the Adviser seeks to track the performance of the Index (*i.e.*, achieve a high degree of correlation with the Index), the Fund's return may not match the return of the Index. The Fund incurs a number of operating expenses not applicable to the Index, and incurs costs in buying and selling securities. In addition, the Fund may not be fully invested at times, generally as a result of cash flows into or out of the Fund or reserves of cash held by the Fund to meet redemptions. The Adviser may attempt to track the Index return by investing in fewer than all of the securities in the Index, or in some securities not included in the Index, potentially increasing the risk of divergence between the Fund's return and that of the Index.

**Liquidity Risk:** Lack of a ready market, stressed market conditions, or restrictions on resale may limit the ability of the Fund to sell a security at an advantageous time or price or at all. Illiquid investments may trade at a discount from comparable, more liquid investments and may be subject to wide fluctuations in market value. If the liquidity of the Fund's holdings deteriorates, it may lead to differences between the market price of Fund Shares and the net asset value of Fund Shares, and could result in the Fund Shares being less liquid. Illiquidity of the Fund's holdings may also limit the ability of the Fund to obtain cash to meet redemptions on a timely basis. In addition, the Fund, due to limitations on investments in any illiquid investments and/or the difficulty in purchasing and selling such investments, may be unable to achieve its desired level of exposure to a certain market or sector.

**Non-Diversification Risk:** To the extent the Fund becomes "non-diversified," the Fund may hold a smaller number of portfolio securities than many other funds. To the extent the Fund invests in a relatively small number of issuers, a decline in the market value of a particular security held by the Fund may affect its value more than if it invested

in a larger number of issuers. The value of Fund Shares may be more volatile than the values of shares of more diversified funds. The Fund may become non-diversified for periods of time solely as a result of tracking the Index (e.g., changes in weightings of one or more component securities).

**Transportation Companies Risk:** Transportation companies can be significantly affected by changes in the economy, fuel prices, labor relations, technology developments, exchange rates, insurance costs, industry competition and government regulation.

**Utilities Sector Risk:** Utility companies are affected by supply and demand, operating costs, government regulation, environmental factors, liabilities for environmental damage and general civil liabilities, and rate caps or rate changes. Although rate changes of a utility usually fluctuate in approximate correlation with financing costs, due to political and regulatory factors rate changes ordinarily occur only following a delay after the changes in financing costs. This factor will tend to favorably affect a regulated utility company's earnings and dividends in times of decreasing costs, but conversely, will tend to adversely affect earnings and dividends when costs are rising. The value of regulated utility debt securities (and, to a lesser extent, equity securities) may tend to have an inverse relationship to the movement of interest rates. Certain utility companies have experienced full or partial deregulation in recent years. These utility companies are frequently more similar to industrial companies in that they are subject to greater competition and have been permitted by regulators to diversify outside of their original geographic regions and their traditional lines of business. These opportunities may permit certain utility companies to earn more than their traditional regulated rates of return. Some companies, however, may be forced to defend their core business and may be less profitable. In addition, natural disasters, terrorist attacks, government intervention or other factors may render a utility company's equipment unusable or obsolete and negatively impact profitability.

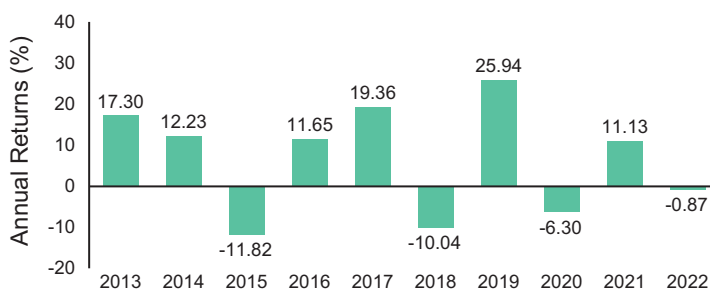
Among the risks that may affect utility companies are the following: risks of increases in fuel and other operating costs; the high cost of borrowing to finance capital construction during inflationary periods; restrictions on operations and increased costs and delays associated with compliance with environmental and nuclear safety regulations; and the difficulties involved in obtaining natural gas for resale or fuel for generating electricity at reasonable prices. Other risks include those related to the construction and operation of nuclear power plants, the effects of energy conservation and the effects of regulatory changes.

**Valuation Risk:** Some portfolio holdings, potentially a large portion of the Fund's investment portfolio, may be valued on the basis of factors other than market quotations. This may occur more often in times of market turmoil or reduced liquidity. There are multiple methods that can be used to value a portfolio holding when market quotations are not readily available. The value established for any portfolio holding at a point in time might differ from what would be produced using a different methodology or if it had been priced using market quotations. Portfolio holdings that are valued using techniques other than market quotations, including "fair valued" securities, may be subject to greater fluctuation in their valuations from one day to the next than if market quotations were used. In addition, there is no assurance that the Fund could sell or close out a portfolio position for the value established for it at any time, and it is possible that the Fund would incur a loss because a portfolio position is sold or closed out at a discount to the valuation established by the Fund at that time.

## FUND PERFORMANCE

The following bar chart and table provide an indication of the risks of investing in the Fund by showing changes in the Fund's performance from year to year and by showing how the Fund's average annual returns for certain time periods compare with the average annual returns of the Index and of a relevant broad-based securities index. The Fund's past performance (before and after taxes) is not necessarily an indication of how the Fund will perform in the future. Updated performance information is available by calling 1-866-787-2257 or visiting our website at <https://www.ssga.com/spdrs>.

**ANNUAL TOTAL RETURNS** (years ended 12/31)



Highest Quarterly Return: 14.85% (Q4, 2020)

Lowest Quarterly Return: -29.14% (Q1, 2020)

## AVERAGE ANNUAL TOTAL RETURNS

(for periods ended 12/31/22)

The after-tax returns presented in the table below are calculated using highest historical individual federal marginal income tax rates and do not reflect the impact of state and local taxes. Your actual after-tax returns will depend on your specific tax situation and may differ from those shown below. After-tax returns are not relevant to investors who hold Fund Shares through tax-advantaged arrangements, such as 401(k) plans or individual retirement accounts. The

returns after taxes can exceed the returns before taxes or the Index returns due to the application of foreign tax credits and/or an assumed tax benefit for a shareholder from realizing a capital loss on a sale of Fund Shares. Effective May 1, 2013 (the “Benchmark Index Change Date”), the Fund’s benchmark index changed from the Macquarie Global Infrastructure 100 Index (the “Previous Benchmark Index”) to the S&P Global Infrastructure Index, consistent with a change in the Fund’s principal investment strategy to track the performance of the current index. Performance of the Fund prior to the Benchmark Index Change Date is therefore based on the Fund’s investment strategy to track the Previous Benchmark Index and may have been different had the Fund tracked the current index.

	One Year	Five Years	Ten Years
Return Before Taxes	-0.87%	3.18%	6.11%
Return After Taxes on Distributions	-1.58%	2.47%	5.24%
Return After Taxes on Distributions and Sale of Fund Shares	-0.03%	2.41%	4.72%
S&P Global Infrastructure Index/Macquarie Global Infrastructure 100 Index <sup>1</sup> (reflects no deduction for fees, expenses or taxes other than withholding taxes on reinvested dividends)	-0.99%	2.99%	5.92%
MSCI ACWI IMI Index (reflects no deduction for fees, expenses or taxes other than withholding taxes on reinvested dividends)	-18.40%	4.96%	7.94%

<sup>1</sup> Returns shown are reflective of the Index for periods beginning on the Benchmark Index Change Date and the Previous Benchmark Index for periods prior to the Benchmark Index Change Date.

## PORTFOLIO MANAGEMENT

### INVESTMENT ADVISER

SSGA FM serves as the investment adviser to the Fund.

### PORTFOLIO MANAGERS

The professionals primarily responsible for the day-to-day management of the Fund are Michael Feehily, Karl Schneider and Michael Finocchi.

Michael Feehily, CFA, is a Senior Managing Director of the Adviser and the Head of Global Equity Beta Solutions in the Americas. He worked at the Adviser from 1997 to 2006 and rejoined in 2010. Effective March 1, 2023, Mr. Feehily will no longer serve as a portfolio manager of the Fund.

Karl Schneider, CAIA, is a Managing Director of the Adviser and Deputy Head of Global Equity Beta Solutions in the Americas. He joined the Adviser in 1997.

Michael Finocchi is a Principal of the Adviser and a Portfolio Manager in the Global Equity Beta Solutions Group. He joined the Adviser in 2005.

## PURCHASE AND SALE INFORMATION

The Fund will issue (or redeem) Fund Shares to certain institutional investors (typically market makers or other broker-dealers) only in large blocks of Fund Shares known as “Creation Units.” Creation Unit transactions are conducted in exchange for the deposit or delivery of a designated portfolio of in-kind securities and/or cash.

Individual Fund Shares may only be purchased and sold on the NYSE Arca, Inc., other national securities exchanges, electronic crossing networks and other alternative trading systems through your broker-dealer at market prices. Because Fund Shares trade at market prices rather than at net asset value (“NAV”), Fund Shares may trade at a price greater than NAV (premium) or less than NAV (discount). When buying or selling Fund Shares in the secondary market, you may incur costs attributable to the difference between the highest price a buyer is willing to pay to purchase Fund Shares (bid) and the lowest price a seller is willing to accept for Fund Shares (ask) (the “bid-ask spread”). Recent information regarding the Fund’s NAV, market price, premiums and discounts, and bid-ask spreads is available at <https://www.ssga.com/spdrs>.

## TAX INFORMATION

The Fund’s distributions are expected to be taxed as ordinary income, qualified dividend income and/or capital gains, unless you are investing through a tax-advantaged arrangement, such as a 401(k) plan or individual retirement account. Any withdrawals made from a tax-advantaged arrangement may be taxable to you.

**PAYMENTS TO BROKER-DEALERS AND OTHER FINANCIAL INTERMEDIARIES**

If you purchase Fund Shares through a broker-dealer or other financial intermediary (such as a bank), the Adviser or its affiliates may pay the financial intermediary for certain activities related to the Fund, including educational training programs, conferences, the development of technology platforms and reporting systems, or other services related to the sale or promotion of the Fund. These payments may create a conflict of interest by influencing the broker-dealer or other intermediary and your salesperson to recommend the Fund over another investment. Ask your salesperson or visit your financial intermediary's website for more information.



# SPDR® S&P® Global Natural Resources ETF

## INVESTMENT OBJECTIVE

The SPDR S&P Global Natural Resources ETF (the “Fund”) seeks to provide investment results that, before fees and expenses, correspond generally to the total return performance of an index that tracks publicly-traded companies in natural resources and/or commodities businesses.

## FEES AND EXPENSES OF THE FUND

The table below describes the fees and expenses that you may pay if you buy, hold and sell shares of the Fund (“Fund Shares”). **You may pay other fees, such as brokerage commissions and other fees to financial intermediaries, which are not reflected in the table and Example below.**

**ANNUAL FUND OPERATING EXPENSES** (expenses that you pay each year as a percentage of the value of your investment):

Management fees	0.40%
Distribution and service (12b-1) fees	None
Other expenses	0.00%
<b>Total annual Fund operating expenses</b>	<b>0.40%</b>

## EXAMPLE:

This Example is intended to help you compare the cost of investing in the Fund with the cost of investing in other funds. The Example assumes that you invest \$10,000 in the Fund for the time periods indicated, and then sell or hold all of your Fund Shares at the end of those periods. The Example also assumes that your investment has a 5% return each year and that the Fund’s operating expenses remain the same. Although your actual costs may be higher or lower, based on these assumptions your costs would be:

Year 1	Year 3	Year 5	Year 10
\$41	\$128	\$224	\$505

## PORTFOLIO TURNOVER:

The Fund pays transaction costs, such as commissions, when it buys and sells securities (or “turns over” its portfolio). A higher portfolio turnover rate may indicate higher transaction costs and may result in higher taxes when Fund Shares are held in a taxable account. These costs, which are not reflected in Annual Fund Operating Expenses or in the Example, affect the Fund’s performance. During the most recent fiscal year, the Fund’s portfolio turnover rate was 21% of the average value of its portfolio.

## THE FUND’S PRINCIPAL INVESTMENT STRATEGY

In seeking to track the performance of the S&P Global Natural Resources Index (the “Index”), the Fund employs a sampling strategy, which means that the Fund is not required to purchase all of the securities represented in the Index. Instead, the Fund may purchase a subset of the securities in the Index in an effort to hold a portfolio of securities with generally the same risk and return characteristics of the Index. The quantity of holdings in the Fund will be based on a number of factors, including asset size of the Fund. Based on its analysis of these factors, SSGA Funds Management, Inc. (“SSGA FM” or the “Adviser”), the investment adviser to the Fund, either may invest the Fund’s assets in a subset of securities in the Index or may invest the Fund’s assets in substantially all of the securities represented in the Index in approximately the same proportions as the Index, as determined by the Adviser to be in the best interest of the Fund in pursuing its objective. The Fund is classified as “diversified” under the Investment Company Act of 1940, as amended; however, the Fund may become “non-diversified” solely as a result of tracking the Index (e.g., changes in weightings of one or more component securities). When the Fund is non-diversified, it may invest a relatively high percentage of its assets in a limited number of issuers.

Under normal market conditions, the Fund generally invests substantially all, but at least 80%, of its total assets in the securities comprising the Index and in depositary receipts (including American Depositary Receipts (“ADRs”) or Global Depositary Receipts (“GDRs”)) based on securities comprising the Index. In addition, in seeking to track the Index, the Fund may invest in equity securities that are not included in the Index (including common stock, preferred stock, depositary receipts and shares of other investment companies), cash and cash equivalents or money market

instruments, such as repurchase agreements and money market funds (including money market funds advised by the Adviser). In seeking to track the Index, the Fund's assets may be concentrated in an industry or group of industries, but only to the extent that the Index concentrates in a particular industry or group of industries. Futures contracts (a type of derivative instrument) may be used by the Fund in seeking performance that corresponds to the Index and in managing cash flows.

The Index is comprised of 90 of the largest U.S. and foreign publicly-traded companies, based on market capitalization, in the natural resources and commodities businesses (as defined below) that meet certain investability requirements. The Index component securities represent a combination of the component securities included in each of the following three sub-indices: the S&P Global Natural Resources — Agriculture Index, the S&P Global Natural Resources — Energy Index and the S&P Global Natural Resources — Metals and Mining Index. Each sub-index imposes a 40% limit on exposure to U.S. stocks and a 15% limit on exposure to emerging market stocks. The weight of each sub-index equals one-third of the total weight of the Index. Membership in the Index is based on industry sector according to the Global Industry Classification Standard ("GICS®"). Companies in natural resources and commodities businesses include those significantly engaged in the following industries: agricultural products, forest and paper products; fertilizers and agricultural chemicals; paper packaging; timber real estate investment trusts ("REITs"); integrated oil and gas; oil and gas drilling; oil and gas exploration and production; oil and gas refining and marketing; oil and gas equipment services; coal and consumable fuels; diversified metals and mining; steel; aluminum; copper; gold; silver; and precious metals and minerals. The Index includes publicly traded companies with stock traded on a developed market exchange, float-adjusted market capitalizations of a minimum of \$1 billion and at least \$5 million three-month average daily value traded. All Index constituents are weighted proportionally to their float-adjusted market capitalization within each sub-index, subject to a 5% single stock cap. A company's float-adjusted market capitalization is calculated by multiplying the number of shares readily available in the market by the price of such shares. Modifications are made to the weightings, if required, to conform to requirements applicable to regulated investment companies under the Internal Revenue Code of 1986, as amended (the "Internal Revenue Code"), and reduce single stock concentration. The Index is reconstituted annually after the close of business on the last business day of August. In addition, rebalancings occur after the close of business on the last business day of February, May and November. As of November 30, 2022, countries represented in the Fund included Australia, Brazil, Canada, Chile, Colombia, Finland, France, Germany, Ireland, Italy, Israel, Japan, the Netherlands, Norway, Peru, Singapore, South Africa, South Korea, Spain, Sweden, the United Kingdom and the United States. As of November 30, 2022, a significant portion of the Fund comprised companies located in the United States and the United Kingdom, although this may change from time to time. As of November 30, 2022, the Index comprised 90 securities.

The Index is sponsored by S&P Dow Jones Indices LLC (the "Index Provider"), which is not affiliated with the Fund or the Adviser. The Index Provider determines the composition of the Index, relative weightings of the securities in the Index and publishes information regarding the market value of the Index.

## **PRINCIPAL RISKS OF INVESTING IN THE FUND**

As with all investments, there are certain risks of investing in the Fund. Fund Shares will change in value, and you could lose money by investing in the Fund. An investment in the Fund is not insured or guaranteed by the Federal Deposit Insurance Corporation or any other government agency.

**Market Risk:** The Fund's investments are subject to changes in general economic conditions, general market fluctuations and the risks inherent in investment in securities markets. Investment markets can be volatile and prices of investments can change substantially due to various factors including, but not limited to, economic growth or recession, changes in interest rates, inflation, changes in the actual or perceived creditworthiness of issuers, and general market liquidity. The Fund is subject to the risk that geopolitical events will disrupt securities markets and adversely affect global economies and markets. Local, regional or global events such as war, military conflicts, acts of terrorism, natural disasters, the spread of infectious illness or other public health issues, or other events could have a significant impact on the Fund and its investments.

**Equity Investing Risk:** The market prices of equity securities owned by the Fund may go up or down, sometimes rapidly or unpredictably. The value of a security may decline for a number of reasons that may directly relate to the issuer and also may decline due to general industry or market conditions that are not specifically related to a particular company. In addition, equity markets tend to move in cycles, which may cause stock prices to fall over short or extended periods of time.

**Non-U.S. Securities Risk:** Non-U.S. securities (including depositary receipts) are subject to political, regulatory, and economic risks not present in domestic investments. There may be less information publicly available about a non-U.S. entity than about a U.S. entity, and many non-U.S. entities are not subject to accounting, auditing, legal and financial report standards comparable to those in the United States. Further, such entities and/or their

securities may be subject to risks associated with currency controls; expropriation; changes in tax policy; greater market volatility; differing securities market structures; higher transaction costs; and various administrative difficulties, such as delays in clearing and settling portfolio transactions or in receiving payment of dividends. To the extent underlying securities held by the Fund trade on foreign exchanges that are closed when the exchange on which the Fund's shares trade is open, there may be deviations between the current price of an underlying security and the last quoted price for the underlying security on the closed foreign market. These deviations could result in the Fund experiencing premiums or discounts greater than those of ETFs that invest in domestic securities. Securities traded on foreign markets may be less liquid (harder to sell) than securities traded domestically. Foreign governments may impose restrictions on the repatriation of capital to the U.S. In addition, to the extent that the Fund buys securities denominated in a foreign currency, there are special risks such as changes in currency exchange rates and the risk that a foreign government could regulate foreign exchange transactions. In addition, to the extent investments are made in a limited number of countries, events in those countries will have a more significant impact on the Fund. Investments in depositary receipts may be less liquid and more volatile than the underlying shares in their primary trading market.

**Agriculture Companies Risk:** Economic forces, including forces affecting agricultural markets, as well as government policies and regulations affecting agriculture companies, could adversely impact the Fund's investments. Agricultural and livestock production and trade flows are significantly affected by government policies and regulations. Governmental policies affecting agriculture companies, such as taxes, tariffs, duties, subsidies and import and export restrictions on agricultural commodities, commodity products and livestock, can influence agriculture company profitability, the planting/raising of certain crops/livestock versus other uses of resources, the location and size of crop and livestock production, whether unprocessed or processed commodity products are traded and the volume and types of imports and exports. In addition, companies in the agriculture sector must comply with a broad range of environmental laws and regulations. Additional or more stringent environmental laws and regulations may be enacted in the future and such changes could have a material adverse effect on the business of such companies. In addition, agriculture companies may be significantly affected by adverse weather, pollution and/or disease which could limit or halt production.

**Metals and Mining Companies Risk:** Metals and mining companies can be significantly affected by events relating to international political and economic developments, energy conservation, the success of exploration projects, commodity prices, and tax and other government regulations. Investments in metals and mining companies may be speculative and may be subject to greater price volatility than investments in other types of companies. Risks of metals and mining investments include: changes in international monetary policies or economic and political conditions that can affect the supply of precious metals and consequently the value of metals and mining company investments; the United States or foreign governments may pass laws or regulations limiting metals investments for strategic or other policy reasons; and increased environmental or labor costs may depress the value of metals and mining investments.

**Natural Resources and Commodities Risk:** Investments in companies in natural resources and commodities industries can be significantly affected by (often rapid) changes in supply of, or demand for, various natural resources and commodities. They may also be affected by changes in energy prices, the participation of speculators, international political and economic developments, environmental incidents, energy conservation, the success of exploration projects, changes in natural resource and commodity prices, limitations on the liquidity of certain natural resources and commodities, and tax and other government regulations.

**Fluctuation of Net Asset Value, Share Premiums and Discounts Risk:** As with all exchange-traded funds, Fund Shares may be bought and sold in the secondary market at market prices. The trading prices of Fund Shares in the secondary market may differ from the Fund's daily net asset value per share and there may be times when the market price of the shares is more than the net asset value per share (premium) or less than the net asset value per share (discount). This risk is heightened in times of market volatility or periods of steep market declines.

**Concentration Risk:** When the Fund focuses its investments in a particular industry or sector, financial, economic, business, and other developments affecting issuers in that industry, market, or economic sector will have a greater effect on the Fund than if it had not done so.

**Currency Risk:** The value of the Fund's assets may be affected favorably or unfavorably by currency exchange rates, currency exchange control regulations, and delays, restrictions or prohibitions on the repatriation of foreign currencies. Foreign currency exchange rates may have significant volatility, and changes in the values of foreign currencies against the U.S. dollar may result in substantial declines in the values of the Fund's assets denominated in foreign currencies.

**Depository Receipts Risk:** Investments in depository receipts may be less liquid and more volatile than the underlying securities in their primary trading market. If a depository receipt is denominated in a different currency than its underlying securities, the Fund will be subject to the currency risk of both the investment in the depository receipt and the underlying security. Holders of depository receipts may have limited or no rights to take action with respect to the underlying securities or to compel the issuer of the receipts to take action. The prices of depository receipts may differ from the prices of securities upon which they are based. To the extent the Fund invests in depository receipts based on securities included in the Index, such differences in prices may increase index tracking risk.

**Emerging Markets Risk:** Risks of investing in emerging markets include, among others, greater political and economic instability, greater volatility in currency exchange rates, less developed securities markets, possible trade barriers, currency transfer restrictions, a more limited number of potential buyers and issuers, an emerging market country's dependence on revenue from particular commodities or international aid, less governmental supervision and regulation, unavailability of currency hedging techniques, differences in auditing and financial reporting standards, and less developed legal systems. There is also the potential for unfavorable action such as expropriation, nationalization, embargo, and acts of war. The securities of emerging market companies may trade less frequently and in smaller volumes than more widely held securities. Market disruptions or substantial market corrections may limit very significantly the liquidity of securities of certain companies in a particular country or geographic region, or of all companies in the country or region. The Fund may be unable to liquidate its positions in such securities at any time, or at a favorable price, in order to meet the Fund's obligations. These risks are generally greater for investments in frontier market countries, which typically have smaller economies or less developed capital markets than traditional emerging market countries.

**Energy Sector Risk:** Issuers in energy-related industries can be significantly affected by fluctuations in energy prices and supply and demand of energy fuels. Markets for various energy-related commodities can have significant volatility, and are subject to control or manipulation by large producers or purchasers. Companies in the energy sector may need to make substantial expenditures, and to incur significant amounts of debt, in order to maintain or expand their reserves. Oil and gas exploration and production can be significantly affected by natural disasters as well as changes in exchange rates, interest rates, government regulation, world events and economic conditions. These companies may be at risk for environmental damage claims.

**Futures Contract Risk:** A futures contract is a standardized agreement that calls for the purchase or sale of a specific asset at a specific price at a specific future time, or cash settlement of the terms of the contract. Transactions in futures contracts can create investment leverage and may have significant volatility. It is possible that a futures contract transaction will result in a much greater loss than the principal amount invested, and the Fund may not be able to close out the futures contract at a favorable time or price. There is no assurance that a liquid secondary market on an exchange will exist for any particular futures contract. In the event no such market exists, it might not be possible to effect closing transactions, and the Fund will be unable to terminate its exposure to the futures contract. There is also a risk of imperfect correlation between movements in the prices of the futures contract and movements in the price of the underlying assets. The counterparty to a futures contract may be unable or unwilling to make timely settlement payments, return the Fund's margin, or otherwise honor its obligations.

**Geographic Focus Risk:** The performance of a fund that is less diversified across countries or geographic regions will be closely tied to market, currency, economic, political, environmental, or regulatory conditions and developments in the countries or regions in which the fund invests, and may be more volatile than the performance of a more geographically-diversified fund.

**United Kingdom:** The United Kingdom has one of the largest economies in Europe, and the United States and other European countries are substantial trading partners of the United Kingdom. As a result, the British economy may be impacted by changes to the economic condition of the United States and other European countries. The British economy, along with certain other EU economies, experienced a significant economic slowdown during the recent financial crisis, and certain British financial institutions suffered significant losses, were severely under-capitalized and required government intervention to survive. The British economy relies heavily on the export of financial services to the United States and other European countries and, therefore, a prolonged slowdown in the financial services sector may have a negative impact on the British economy. Continued governmental involvement or control in certain sectors may stifle competition in certain sectors or cause adverse effects on economic growth.



On January 31, 2020, the United Kingdom formally withdrew from the EU (commonly referred to as “Brexit”) and, after a transition period, left the EU single market and customs union under the terms of a new trade agreement on December 31, 2020. The agreement governs the new relationship between the United Kingdom and EU with respect to trading goods and services, but critical aspects of the relationship remain unresolved and subject to further negotiation and agreement. There is still considerable uncertainty relating to the potential consequences associated with the exit and whether the United Kingdom’s exit will increase the likelihood of other countries also departing the EU. Any exits from the EU, or the possibility of such exits, may have a significant impact on the United Kingdom, Europe, and global economies, which may result in increased volatility and illiquidity, new legal and regulatory uncertainties and potentially lower economic growth for these economies that could potentially have an adverse effect on the value of the Fund’s investments. In addition, the United Kingdom has been a target of terrorism in the past. Acts of terrorism in the United Kingdom or against British interests abroad may cause uncertainty in the British financial markets and adversely affect the performance of the issuers to which the Fund has exposure.

**Indexing Strategy/Index Tracking Risk:** The Fund is managed with an indexing investment strategy, attempting to track the performance of an unmanaged index of securities, regardless of the current or projected performance of the Index or of the actual securities comprising the Index. This differs from an actively-managed fund, which typically seeks to outperform a benchmark index. As a result, the Fund’s performance may be less favorable than that of a portfolio managed using an active investment strategy. The structure and composition of the Index will affect the performance, volatility, and risk of the Index and, consequently, the performance, volatility, and risk of the Fund. Errors in index data, index computations or the construction of the Index in accordance with its methodology may occur from time to time and may not be identified and corrected by the Index Provider for a period of time or at all, which may have an adverse impact on the Fund and its shareholders. To the extent circumstances evolve in between reconstitutions, the Index may include, and the Fund may therefore hold for a period of time, securities of companies that do not align with the Index’s objective and/or criteria. When there are changes made to the component securities of the Index and the Fund in turn makes similar changes to its portfolio, any transaction costs and market exposure arising from such portfolio changes will be borne directly by the Fund and its shareholders. The Fund may recognize gains as a result of rebalancing or reconstituting its securities holdings to reflect changes in the securities included in the Index. The Fund also may be required to distribute any such gains to its shareholders to avoid adverse federal income tax consequences. While the Adviser seeks to track the performance of the Index (*i.e.*, achieve a high degree of correlation with the Index), the Fund’s return may not match the return of the Index. The Fund incurs a number of operating expenses not applicable to the Index, and incurs costs in buying and selling securities. In addition, the Fund may not be fully invested at times, generally as a result of cash flows into or out of the Fund or reserves of cash held by the Fund to meet redemptions. The Adviser may attempt to track the Index return by investing in fewer than all of the securities in the Index, or in some securities not included in the Index, potentially increasing the risk of divergence between the Fund’s return and that of the Index.

**Liquidity Risk:** Lack of a ready market, stressed market conditions, or restrictions on resale may limit the ability of the Fund to sell a security at an advantageous time or price or at all. Illiquid investments may trade at a discount from comparable, more liquid investments and may be subject to wide fluctuations in market value. If the liquidity of the Fund’s holdings deteriorates, it may lead to differences between the market price of Fund Shares and the net asset value of Fund Shares, and could result in the Fund Shares being less liquid. Illiquidity of the Fund’s holdings may also limit the ability of the Fund to obtain cash to meet redemptions on a timely basis. In addition, the Fund, due to limitations on investments in any illiquid investments and/or the difficulty in purchasing and selling such investments, may be unable to achieve its desired level of exposure to a certain market or sector.

**Non-Diversification Risk:** To the extent the Fund becomes “non-diversified,” the Fund may hold a smaller number of portfolio securities than many other funds. To the extent the Fund invests in a relatively small number of issuers, a decline in the market value of a particular security held by the Fund may affect its value more than if it invested in a larger number of issuers. The value of Fund Shares may be more volatile than the values of shares of more diversified funds. The Fund may become non-diversified for periods of time solely as a result of tracking the Index (e.g., changes in weightings of one or more component securities).

**Valuation Risk:** Some portfolio holdings, potentially a large portion of the Fund’s investment portfolio, may be valued on the basis of factors other than market quotations. This may occur more often in times of market turmoil or reduced liquidity. There are multiple methods that can be used to value a portfolio holding when market quotations are not readily available. The value established for any portfolio holding at a point in time might differ from what would be produced using a different methodology or if it had been priced using market quotations. Portfolio holdings that are valued using techniques other than market quotations, including “fair valued” securities,

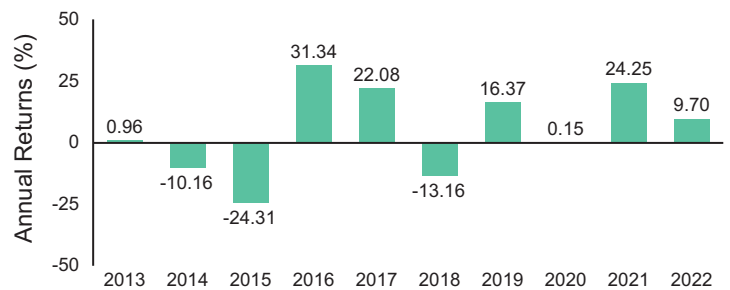


may be subject to greater fluctuation in their valuations from one day to the next than if market quotations were used. In addition, there is no assurance that the Fund could sell or close out a portfolio position for the value established for it at any time, and it is possible that the Fund would incur a loss because a portfolio position is sold or closed out at a discount to the valuation established by the Fund at that time.

## FUND PERFORMANCE

The following bar chart and table provide an indication of the risks of investing in the Fund by showing changes in the Fund's performance from year to year and by showing how the Fund's average annual returns for certain time periods compare with the average annual returns of the Index and of a relevant broad-based securities index. The Fund's past performance (before and after taxes) is not necessarily an indication of how the Fund will perform in the future. Updated performance information is available by calling 1-866-787-2257 or visiting our website at <https://www.ssga.com/spdrs>.

### ANNUAL TOTAL RETURNS (years ended 12/31)



Highest Quarterly Return: 21.66% (Q4, 2020)

Lowest Quarterly Return: -32.73% (Q1, 2020)

### AVERAGE ANNUAL TOTAL RETURNS (for periods ended 12/31/22)

The after-tax returns presented in the table below are calculated using highest historical individual federal marginal income tax rates and do not reflect the impact of state and local taxes. Your actual after-tax returns will depend on your specific tax situation and may differ from those shown below. After-tax returns are not relevant to investors who hold Fund Shares through tax-advantaged arrangements, such as 401(k) plans or individual retirement accounts. The returns after taxes can exceed the returns before taxes or the Index returns due to the application of foreign tax credits and/or an assumed tax benefit for a shareholder from realizing a capital loss on a sale of Fund Shares.

	One Year	Five Years	Ten Years
Return Before Taxes	9.70%	6.65%	4.26%
Return After Taxes on Distributions	8.73%	5.83%	3.53%
Return After Taxes on Distributions and Sale of Fund Shares	6.65%	5.15%	3.24%
S&P Global Natural Resources Index (reflects no deduction for fees, expenses or taxes other than withholding taxes on reinvested dividends)	9.59%	6.64%	4.23%
MSCI ACWI IMI Index (reflects no deduction for fees, expenses or taxes other than withholding taxes on reinvested dividends)	-18.40%	4.96%	7.94%

## PORTFOLIO MANAGEMENT

### INVESTMENT ADVISER

SSGA FM serves as the investment adviser to the Fund.

### PORTFOLIO MANAGERS

The professionals primarily responsible for the day-to-day management of the Fund are Michael Feehily, Karl Schneider and David Chin.

Michael Feehily, CFA, is a Senior Managing Director of the Adviser and the Head of Global Equity Beta Solutions in the Americas. He worked at the Adviser from 1997 to 2006 and rejoined in 2010. Effective March 1, 2023, Mr. Feehily will no longer serve as a portfolio manager of the Fund.

Karl Schneider, CAIA, is a Managing Director of the Adviser and Deputy Head of Global Equity Beta Solutions in the Americas. He joined the Adviser in 1997.

David Chin is a Vice President of the Adviser and a Senior Portfolio Manager in the Global Equity Beta Solutions Group. He joined the Adviser in 1999.

## PURCHASE AND SALE INFORMATION

The Fund will issue (or redeem) Fund Shares to certain institutional investors (typically market makers or other broker-dealers) only in large blocks of Fund Shares known as "Creation Units." Creation Unit transactions are conducted in exchange for the deposit or delivery of a designated portfolio of in-kind securities and/or cash.

Individual Fund Shares may only be purchased and sold on the NYSE Arca, Inc., other national securities exchanges, electronic crossing networks and other alternative trading systems through your broker-dealer at market prices. Because Fund Shares trade at market prices rather than at net asset value (“NAV”), Fund Shares may trade at a price greater than NAV (premium) or less than NAV (discount). When buying or selling Fund Shares in the secondary market, you may incur costs attributable to the difference between the highest price a buyer is willing to pay to purchase Fund Shares (bid) and the lowest price a seller is willing to accept for Fund Shares (ask) (the “bid-ask spread”). Recent information regarding the Fund’s NAV, market price, premiums and discounts, and bid-ask spreads is available at <https://www.ssga.com/spdrs>.

#### **TAX INFORMATION**

The Fund’s distributions are expected to be taxed as ordinary income, qualified dividend income and/or capital gains, unless you are investing through a tax-advantaged arrangement, such as a 401(k) plan or individual retirement account. Any withdrawals made from a tax-advantaged arrangement may be taxable to you.

#### **PAYMENTS TO BROKER-DEALERS AND OTHER FINANCIAL INTERMEDIARIES**

If you purchase Fund Shares through a broker-dealer or other financial intermediary (such as a bank), the Adviser or its affiliates may pay the financial intermediary for certain activities related to the Fund, including educational training programs, conferences, the development of technology platforms and reporting systems, or other services related to the sale or promotion of the Fund. These payments may create a conflict of interest by influencing the broker-dealer or other intermediary and your salesperson to recommend the Fund over another investment. Ask your salesperson or visit your financial intermediary’s website for more information.

# SPDR® S&P® International Dividend ETF

## INVESTMENT OBJECTIVE

The SPDR S&P International Dividend ETF (the “Fund”) seeks to provide investment results that, before fees and expenses, correspond generally to the total return performance of an index that tracks exchange-listed common stocks of companies domiciled in countries outside the United States that offer high dividend yields.

## FEES AND EXPENSES OF THE FUND

The table below describes the fees and expenses that you may pay if you buy, hold and sell shares of the Fund (“Fund Shares”). **You may pay other fees, such as brokerage commissions and other fees to financial intermediaries, which are not reflected in the table and Example below.**

**ANNUAL FUND OPERATING EXPENSES** (expenses that you pay each year as a percentage of the value of your investment):

Management fees	0.45%
Distribution and service (12b-1) fees	None
Other expenses	0.00%
<b>Total annual Fund operating expenses</b>	<b>0.45%</b>

## EXAMPLE:

This Example is intended to help you compare the cost of investing in the Fund with the cost of investing in other funds. The Example assumes that you invest \$10,000 in the Fund for the time periods indicated, and then sell or hold all of your Fund Shares at the end of those periods. The Example also assumes that your investment has a 5% return each year and that the Fund’s operating expenses remain the same. Although your actual costs may be higher or lower, based on these assumptions your costs would be:

Year 1	Year 3	Year 5	Year 10
\$46	\$144	\$252	\$567

## PORTFOLIO TURNOVER:

The Fund pays transaction costs, such as commissions, when it buys and sells securities (or “turns over” its portfolio). A higher portfolio turnover rate may indicate higher transaction costs and may result in higher taxes when Fund Shares are held in a taxable account. These costs, which are not reflected in Annual Fund Operating Expenses or in the Example, affect the Fund’s performance. During the most recent fiscal year, the Fund’s portfolio turnover rate was 71% of the average value of its portfolio.

## THE FUND’S PRINCIPAL INVESTMENT STRATEGY

In seeking to track the performance of the S&P International Dividend Opportunities® Index (the “Index”), the Fund employs a sampling strategy, which means that the Fund is not required to purchase all of the securities represented in the Index. Instead, the Fund may purchase a subset of the securities in the Index in an effort to hold a portfolio of securities with generally the same risk and return characteristics of the Index. The quantity of holdings in the Fund will be based on a number of factors, including asset size of the Fund. Based on its analysis of these factors, SSGA Funds Management, Inc. (“SSGA FM” or the “Adviser”), the investment adviser to the Fund, either may invest the Fund’s assets in a subset of securities in the Index or may invest the Fund’s assets in substantially all of the securities represented in the Index in approximately the same proportions as the Index, as determined by the Adviser to be in the best interest of the Fund in pursuing its objective. The Fund is classified as “diversified” under the Investment Company Act of 1940, as amended; however, the Fund may become “non-diversified” solely as a result of tracking the Index (e.g., changes in weightings of one or more component securities). When the Fund is non-diversified, it may invest a relatively high percentage of its assets in a limited number of issuers.

Under normal market conditions, the Fund generally invests substantially all, but at least 80%, of its total assets in the securities comprising the Index and in depositary receipts (including American Depositary Receipts (“ADRs”) or Global Depositary Receipts (“GDRs”)) based on securities comprising the Index. In addition, in seeking to track the Index, the Fund may invest in equity securities that are not included in the Index (including common stock, preferred stock,

depository receipts and shares of other investment companies), cash and cash equivalents or money market instruments, such as repurchase agreements and money market funds (including money market funds advised by the Adviser). In seeking to track the Index, the Fund's assets may be concentrated in an industry or group of industries, but only to the extent that the Index concentrates in a particular industry or group of industries. Futures contracts (a type of derivative instrument) may be used by the Fund in seeking performance that corresponds to the Index and in managing cash flows.

The Index is designed to measure the performance of 100 high-yielding international common stocks. The selection universe for the Index is the S&P Global ex-U.S. BMI (Broad Market Index) excluding China A shares. To be added to the Index, a company's stock must meet the following investability criteria as of the last trading date of June (the "reconstitution reference date"): (i) float-adjusted market capitalization of at least \$500 million and (ii) three-month median daily value traded of at least \$5 million. Additionally, a company's stock must meet the following stability criteria as of the reconstitution reference date: (i) positive earnings-per-share (before extraordinary items) over the latest 12-month period; (ii) stable (*i.e.*, less than 5% decline) or increasing three-year dividend growth; (iii) a dividend coverage ratio greater than 100% (defined as Funds From Operations Per Share divided by Dividend-Per-Share); and (iv) dividend yield greater than the median dividend yield of the remaining universe of stocks that have passed all other investability and stability criteria. Stocks are then ranked by risk-adjusted yield, which is calculated by dividing the dividend yield by the volatility of the monthly dividend yields over the preceding thirty-six months as of the reconstitution reference date. The top 80 stocks ranked by risk-adjusted yield are automatically selected for inclusion in the Index. All stocks that are current constituents that fall within the top 150 ranking are chosen by order of rank. If there are still fewer than 100 constituents, the remaining stocks are selected based on rank until 100 stocks are selected.

The Index is weighted based on trailing twelve-month dividend yield, subject to specific diversification requirements. The Index is reconstituted after the U.S. market close on the last trading day of July. The Index undergoes a secondary rebalance, as necessary, effective after the close of trading on the last business day in January, to ensure adherence to the constituent weighting criteria. Index constituents are also reviewed on a monthly basis, and if it is determined that a constituent has eliminated or suspended its dividend, or omitted a payment, the constituent is removed from the Index, effective on the first business day of the following month. The Index is subject to the following limits at rebalancing: (i) maximum single country or sector weight of 25%; (ii) maximum emerging market exposure of 15%; (iii) maximum single stock weight of 3%; (iv) maximum combined trust exposure (including real estate investment trusts) of 10%; and (v) the minimum portfolio size that can be turned over in a single day (based on its three month median daily value traded) is \$1 billion. As of November 30, 2022, a significant portion of the Fund comprised companies in the financial, utilities and real estate sectors, although this may change from time to time. As of November 30, 2022, countries represented in the Fund included Australia, Belgium, Canada, Finland, France, Germany, Hong Kong, Italy, Japan, Malaysia, New Zealand, Portugal, Saudi Arabia, Singapore, South Africa, South Korea, Spain, Sweden, Switzerland, Thailand and the United Kingdom. As of November 30, 2022, a significant portion of the Fund comprised companies located in Europe and Japan, although this may change from time to time. As of November 30, 2022, the Index comprised 100 securities.

The Index is sponsored by S&P Dow Jones Indices LLC (the "Index Provider"), which is not affiliated with the Fund or the Adviser. The Index Provider determines the composition of the Index, relative weightings of the securities in the Index and publishes information regarding the market value of the Index.

## **PRINCIPAL RISKS OF INVESTING IN THE FUND**

As with all investments, there are certain risks of investing in the Fund. Fund Shares will change in value, and you could lose money by investing in the Fund. An investment in the Fund is not insured or guaranteed by the Federal Deposit Insurance Corporation or any other government agency.

**Market Risk:** The Fund's investments are subject to changes in general economic conditions, general market fluctuations and the risks inherent in investment in securities markets. Investment markets can be volatile and prices of investments can change substantially due to various factors including, but not limited to, economic growth or recession, changes in interest rates, inflation, changes in the actual or perceived creditworthiness of issuers, and general market liquidity. The Fund is subject to the risk that geopolitical events will disrupt securities markets and adversely affect global economies and markets. Local, regional or global events such as war, military conflicts, acts of terrorism, natural disasters, the spread of infectious illness or other public health issues, or other events could have a significant impact on the Fund and its investments.

**Equity Investing Risk:** The market prices of equity securities owned by the Fund may go up or down, sometimes rapidly or unpredictably. The value of a security may decline for a number of reasons that may directly relate to the issuer and also may decline due to general industry or market conditions that are not specifically related to a particular company. In addition, equity markets tend to move in cycles, which may cause stock prices to fall over short or extended periods of time.

**Non-U.S. Securities Risk:** Non-U.S. securities (including depositary receipts) are subject to political, regulatory, and economic risks not present in domestic investments. There may be less information publicly available about a non-U.S. entity than about a U.S. entity, and many non-U.S. entities are not subject to accounting, auditing, legal and financial report standards comparable to those in the United States. Further, such entities and/or their securities may be subject to risks associated with currency controls; expropriation; changes in tax policy; greater market volatility; differing securities market structures; higher transaction costs; and various administrative difficulties, such as delays in clearing and settling portfolio transactions or in receiving payment of dividends. To the extent underlying securities held by the Fund trade on foreign exchanges that are closed when the exchange on which the Fund's shares trade is open, there may be deviations between the current price of an underlying security and the last quoted price for the underlying security on the closed foreign market. These deviations could result in the Fund experiencing premiums or discounts greater than those of ETFs that invest in domestic securities. Securities traded on foreign markets may be less liquid (harder to sell) than securities traded domestically. Foreign governments may impose restrictions on the repatriation of capital to the U.S. In addition, to the extent that the Fund buys securities denominated in a foreign currency, there are special risks such as changes in currency exchange rates and the risk that a foreign government could regulate foreign exchange transactions. In addition, to the extent investments are made in a limited number of countries, events in those countries will have a more significant impact on the Fund. Investments in depositary receipts may be less liquid and more volatile than the underlying shares in their primary trading market.

**Dividend Paying Securities Risk:** Securities that pay dividends, as a group, can fall out of favor with the market, causing such companies to underperform companies that do not pay dividends. In addition, changes in the dividend policies of the companies held by the Fund or the capital resources available for such company's dividend payments may adversely affect the Fund.

**Fluctuation of Net Asset Value, Share Premiums and Discounts Risk:** As with all exchange-traded funds, Fund Shares may be bought and sold in the secondary market at market prices. The trading prices of Fund Shares in the secondary market may differ from the Fund's daily net asset value per share and there may be times when the market price of the shares is more than the net asset value per share (premium) or less than the net asset value per share (discount). This risk is heightened in times of market volatility or periods of steep market declines.

**Currency Risk:** The value of the Fund's assets may be affected favorably or unfavorably by currency exchange rates, currency exchange control regulations, and delays, restrictions or prohibitions on the repatriation of foreign currencies. Foreign currency exchange rates may have significant volatility, and changes in the values of foreign currencies against the U.S. dollar may result in substantial declines in the values of the Fund's assets denominated in foreign currencies.

**Depositary Receipts Risk:** Investments in depositary receipts may be less liquid and more volatile than the underlying securities in their primary trading market. If a depositary receipt is denominated in a different currency than its underlying securities, the Fund will be subject to the currency risk of both the investment in the depositary receipt and the underlying security. Holders of depositary receipts may have limited or no rights to take action with respect to the underlying securities or to compel the issuer of the receipts to take action. The prices of depositary receipts may differ from the prices of securities upon which they are based. To the extent the Fund invests in depositary receipts based on securities included in the Index, such differences in prices may increase index tracking risk.

**Emerging Markets Risk:** Risks of investing in emerging markets include, among others, greater political and economic instability, greater volatility in currency exchange rates, less developed securities markets, possible trade barriers, currency transfer restrictions, a more limited number of potential buyers and issuers, an emerging market country's dependence on revenue from particular commodities or international aid, less governmental supervision and regulation, unavailability of currency hedging techniques, differences in auditing and financial reporting standards, and less developed legal systems. There is also the potential for unfavorable action such as expropriation, nationalization, embargo, and acts of war. The securities of emerging market companies may trade less frequently and in smaller volumes than more widely held securities. Market disruptions or substantial market corrections may limit very significantly the liquidity of securities of certain companies in a particular country or



geographic region, or of all companies in the country or region. The Fund may be unable to liquidate its positions in such securities at any time, or at a favorable price, in order to meet the Fund's obligations. These risks are generally greater for investments in frontier market countries, which typically have smaller economies or less developed capital markets than traditional emerging market countries.

**Financial Sector Risk:** Financial services companies are subject to extensive governmental regulation, which may limit both the amounts and types of loans and other financial commitments they can make, the interest rates and fees they can charge, the scope of their activities, the prices they can charge and the amount of capital they must maintain. Profitability is largely dependent on the availability and cost of capital funds and can fluctuate significantly when interest rates change or due to increased competition. In addition, deterioration of the credit markets generally may cause an adverse impact in a broad range of markets, including U.S. and international credit and interbank money markets generally, thereby affecting a wide range of financial institutions and markets. Certain events in the financial sector may cause an unusually high degree of volatility in the financial markets, both domestic and foreign, and cause certain financial services companies to incur large losses. Securities of financial services companies may experience a dramatic decline in value when such companies experience substantial declines in the valuations of their assets, take action to raise capital (such as the issuance of debt or equity securities), or cease operations. Credit losses resulting from financial difficulties of borrowers and financial losses associated with investment activities can negatively impact the sector. Insurance companies may be subject to severe price competition. Adverse economic, business or political developments could adversely affect financial institutions engaged in mortgage finance or other lending or investing activities directly or indirectly connected to the value of real estate.

**Futures Contract Risk:** A futures contract is a standardized agreement that calls for the purchase or sale of a specific asset at a specific price at a specific future time, or cash settlement of the terms of the contract. Transactions in futures contracts can create investment leverage and may have significant volatility. It is possible that a futures contract transaction will result in a much greater loss than the principal amount invested, and the Fund may not be able to close out the futures contract at a favorable time or price. There is no assurance that a liquid secondary market on an exchange will exist for any particular futures contract. In the event no such market exists, it might not be possible to effect closing transactions, and the Fund will be unable to terminate its exposure to the futures contract. There is also a risk of imperfect correlation between movements in the prices of the futures contract and movements in the price of the underlying assets. The counterparty to a futures contract may be unable or unwilling to make timely settlement payments, return the Fund's margin, or otherwise honor its obligations.

**Geographic Focus Risk:** The performance of a fund that is less diversified across countries or geographic regions will be closely tied to market, currency, economic, political, environmental, or regulatory conditions and developments in the countries or regions in which the fund invests, and may be more volatile than the performance of a more geographically-diversified fund.

**Europe:** Developed and emerging market countries in Europe will be significantly affected by the fiscal and monetary controls of the Economic and Monetary Union of the European Union ("EU"). Changes in regulations on trade, decreasing imports or exports, changes in the exchange rate of the euro and recessions among European countries may have a significant adverse effect on the economies of other European countries. In addition, one or more countries may abandon the euro and/or withdraw from the EU. For example, on January 31, 2020, the United Kingdom formally withdrew from the EU (commonly referred to as "Brexit") and, after a transition period, left the EU single market and customs union under the terms of a new trade agreement on December 31, 2020. The agreement governs the new relationship between the United Kingdom and EU with respect to trading goods and services, but critical aspects of the relationship remain unresolved and subject to further negotiation and agreement. The full scope and nature of the consequences of the exit are not at this time known and are unlikely to be known for a significant period of time. It is also unknown whether the United Kingdom's exit will increase the likelihood of other countries also departing the EU. Any exits from the EU, or the possibility of such exits, may have a significant impact on the United Kingdom, Europe, and global economies, which may result in increased volatility and illiquidity, new legal and regulatory uncertainties and potentially lower economic growth for such economies that could potentially have an adverse effect on the value of the Fund's investments. In addition, a number of countries in Europe have suffered terrorist attacks and additional attacks may occur in the future. Such attacks may cause uncertainty in financial markets and may adversely affect the performance of the issuers to which the Fund has exposure.

**Japan:** The growth of Japan's economy has historically lagged that of its Asian neighbors and other major developed economies. The Japanese economy is heavily dependent on international trade and has been adversely affected by trade tariffs, other protectionist measures, competition from emerging economies and

the economic conditions of its trading partners. China has become an important trading partner with Japan, yet the countries' political relationship has become strained. Should political tension increase, it could adversely affect the economy, especially the export sector, and destabilize the region as a whole. Japan also remains heavily dependent on oil imports, and higher commodity prices could therefore have a negative impact on the economy. The Japanese yen has fluctuated widely at times and any increase in its value may cause a decline in exports that could weaken the Japanese economy. Japan has, in the past, intervened in the currency markets to attempt to maintain or reduce the value of the yen. Japanese intervention in the currency markets could cause the value of the yen to fluctuate sharply and unpredictably and could cause losses to investors. Japan has an aging workforce and has experienced a significant population decline in recent years. Japan's labor market appears to be undergoing fundamental structural changes, as a labor market traditionally accustomed to lifetime employment adjusts to meet the need for increased labor mobility, which may adversely affect Japan's economic competitiveness. Natural disasters, such as earthquakes, volcanoes, typhoons or tsunamis, could occur in Japan or surrounding areas and could negatively affect the Japanese economy and, in turn, the Fund.

**Indexing Strategy/Index Tracking Risk:** The Fund is managed with an indexing investment strategy, attempting to track the performance of an unmanaged index of securities, regardless of the current or projected performance of the Index or of the actual securities comprising the Index. This differs from an actively-managed fund, which typically seeks to outperform a benchmark index. As a result, the Fund's performance may be less favorable than that of a portfolio managed using an active investment strategy. The structure and composition of the Index will affect the performance, volatility, and risk of the Index and, consequently, the performance, volatility, and risk of the Fund. Errors in index data, index computations or the construction of the Index in accordance with its methodology may occur from time to time and may not be identified and corrected by the Index Provider for a period of time or at all, which may have an adverse impact on the Fund and its shareholders. To the extent circumstances evolve in between reconstitutions, the Index may include, and the Fund may therefore hold for a period of time, securities of companies that do not align with the Index's objective and/or criteria. When there are changes made to the component securities of the Index and the Fund in turn makes similar changes to its portfolio, any transaction costs and market exposure arising from such portfolio changes will be borne directly by the Fund and its shareholders. The Fund may recognize gains as a result of rebalancing or reconstituting its securities holdings to reflect changes in the securities included in the Index. The Fund also may be required to distribute any such gains to its shareholders to avoid adverse federal income tax consequences. While the Adviser seeks to track the performance of the Index (*i.e.*, achieve a high degree of correlation with the Index), the Fund's return may not match the return of the Index. The Fund incurs a number of operating expenses not applicable to the Index, and incurs costs in buying and selling securities. In addition, the Fund may not be fully invested at times, generally as a result of cash flows into or out of the Fund or reserves of cash held by the Fund to meet redemptions. The Adviser may attempt to track the Index return by investing in fewer than all of the securities in the Index, or in some securities not included in the Index, potentially increasing the risk of divergence between the Fund's return and that of the Index.

**Liquidity Risk:** Lack of a ready market, stressed market conditions, or restrictions on resale may limit the ability of the Fund to sell a security at an advantageous time or price or at all. Illiquid investments may trade at a discount from comparable, more liquid investments and may be subject to wide fluctuations in market value. If the liquidity of the Fund's holdings deteriorates, it may lead to differences between the market price of Fund Shares and the net asset value of Fund Shares, and could result in the Fund Shares being less liquid. Illiquidity of the Fund's holdings may also limit the ability of the Fund to obtain cash to meet redemptions on a timely basis. In addition, the Fund, due to limitations on investments in any illiquid investments and/or the difficulty in purchasing and selling such investments, may be unable to achieve its desired level of exposure to a certain market or sector.

**Non-Diversification Risk:** To the extent the Fund becomes "non-diversified," the Fund may hold a smaller number of portfolio securities than many other funds. To the extent the Fund invests in a relatively small number of issuers, a decline in the market value of a particular security held by the Fund may affect its value more than if it invested in a larger number of issuers. The value of Fund Shares may be more volatile than the values of shares of more diversified funds. The Fund may become non-diversified for periods of time solely as a result of tracking the Index (e.g., changes in weightings of one or more component securities).

**Real Estate Sector Risk:** An investment in a real property company may be subject to risks similar to those associated with direct ownership of real estate, including, by way of example, the possibility of declines in the value of real estate, losses from casualty or condemnation, and changes in local and general economic conditions, supply and demand, interest rates, environmental liability, zoning laws, regulatory limitations on rents, property

taxes, and operating expenses. Some real property companies have limited diversification because they invest in a limited number of properties, a narrow geographic area, or a single type of property.

**Unconstrained Sector Risk:** The Fund may invest a substantial portion of its assets within one or more economic sectors or industries, which may change from time to time. Greater investment focus on one or more sectors or industries increases the potential for volatility and the risk that events negatively affecting such sectors or industries could reduce returns, potentially causing the value of the Fund’s shares to decrease, perhaps significantly.

**Utilities Sector Risk:** Utility companies are affected by supply and demand, operating costs, government regulation, environmental factors, liabilities for environmental damage and general civil liabilities, and rate caps or rate changes. Although rate changes of a utility usually fluctuate in approximate correlation with financing costs, due to political and regulatory factors rate changes ordinarily occur only following a delay after the changes in financing costs. This factor will tend to favorably affect a regulated utility company’s earnings and dividends in times of decreasing costs, but conversely, will tend to adversely affect earnings and dividends when costs are rising. The value of regulated utility debt securities (and, to a lesser extent, equity securities) may tend to have an inverse relationship to the movement of interest rates. Certain utility companies have experienced full or partial deregulation in recent years. These utility companies are frequently more similar to industrial companies in that they are subject to greater competition and have been permitted by regulators to diversify outside of their original geographic regions and their traditional lines of business. These opportunities may permit certain utility companies to earn more than their traditional regulated rates of return. Some companies, however, may be forced to defend their core business and may be less profitable. In addition, natural disasters, terrorist attacks, government intervention or other factors may render a utility company’s equipment unusable or obsolete and negatively impact profitability.

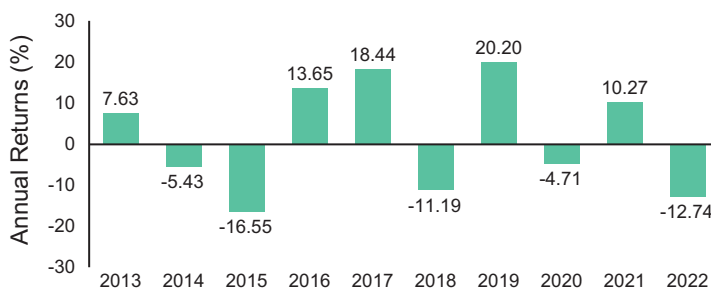
Among the risks that may affect utility companies are the following: risks of increases in fuel and other operating costs; the high cost of borrowing to finance capital construction during inflationary periods; restrictions on operations and increased costs and delays associated with compliance with environmental and nuclear safety regulations; and the difficulties involved in obtaining natural gas for resale or fuel for generating electricity at reasonable prices. Other risks include those related to the construction and operation of nuclear power plants, the effects of energy conservation and the effects of regulatory changes.

**Valuation Risk:** Some portfolio holdings, potentially a large portion of the Fund’s investment portfolio, may be valued on the basis of factors other than market quotations. This may occur more often in times of market turmoil or reduced liquidity. There are multiple methods that can be used to value a portfolio holding when market quotations are not readily available. The value established for any portfolio holding at a point in time might differ from what would be produced using a different methodology or if it had been priced using market quotations. Portfolio holdings that are valued using techniques other than market quotations, including “fair valued” securities, may be subject to greater fluctuation in their valuations from one day to the next than if market quotations were used. In addition, there is no assurance that the Fund could sell or close out a portfolio position for the value established for it at any time, and it is possible that the Fund would incur a loss because a portfolio position is sold or closed out at a discount to the valuation established by the Fund at that time.

**FUND PERFORMANCE**

The following bar chart and table provide an indication of the risks of investing in the Fund by showing changes in the Fund’s performance from year to year and by showing how the Fund’s average annual returns for certain time periods compare with the average annual returns of the Index and of a relevant broad-based securities index. The Fund’s past performance (before and after taxes) is not necessarily an indication of how the Fund will perform in the future. Updated performance information is available by calling 1-866-787-2257 or visiting our website at <https://www.ssga.com/spdrs>.

**ANNUAL TOTAL RETURNS** (years ended 12/31)



Highest Quarterly Return: 12.75% (Q4, 2022)  
 Lowest Quarterly Return: -23.16% (Q1, 2020)

**AVERAGE ANNUAL TOTAL RETURNS** (for periods ended 12/31/22)

The after-tax returns presented in the table below are calculated using highest historical individual federal marginal income tax rates and do not reflect the impact of state and local taxes. Your actual after-tax returns will depend on your specific tax situation and may differ from those shown below. After-tax returns are not relevant to investors who

hold Fund Shares through tax-advantaged arrangements, such as 401(k) plans or individual retirement accounts. The returns after taxes can exceed the returns before taxes or the Index returns due to the application of foreign tax credits and/or an assumed tax benefit for a shareholder from realizing a capital loss on a sale of Fund Shares.

	One Year	Five Years	Ten Years
Return Before Taxes	-12.74%	-0.43%	1.13%
Return After Taxes on Distributions	-13.78%	-1.58%	-0.19%
Return After Taxes on Distributions and Sale of Fund Shares	-6.99%	-0.44%	0.67%
S&P International Dividend Opportunities Index (reflects no deduction for fees, expenses or taxes other than withholding taxes on reinvested dividends)	-12.76%	-0.24%	1.52%
MSCI ACWI ex USA Index (reflects no deduction for fees, expenses or taxes other than withholding taxes on reinvested dividends)	-16.00%	0.88%	3.80%

## PORTFOLIO MANAGEMENT

### INVESTMENT ADVISER

SSGA FM serves as the investment adviser to the Fund.

### PORTFOLIO MANAGERS

The professionals primarily responsible for the day-to-day management of the Fund are Michael Feehily, Karl Schneider and Ted Janowsky.

Michael Feehily, CFA, is a Senior Managing Director of the Adviser and the Head of Global Equity Beta Solutions in the Americas. He worked at the Adviser from 1997 to 2006 and rejoined in 2010. Effective March 1, 2023, Mr. Feehily will no longer serve as a portfolio manager of the Fund.

Karl Schneider, CAIA, is a Managing Director of the Adviser and Deputy Head of Global Equity Beta Solutions in the Americas. He joined the Adviser in 1997.

Ted Janowsky, CFA, is a Vice President of the Adviser and a Senior Portfolio Manager in the Global Equity Beta Solutions Group. He joined the Adviser in 2005.

## PURCHASE AND SALE INFORMATION

The Fund will issue (or redeem) Fund Shares to certain institutional investors (typically market makers or other broker-dealers) only in large blocks of Fund Shares known as "Creation Units." Creation Unit transactions are conducted in exchange for the deposit or delivery of a designated portfolio of in-kind securities and/or cash.

Individual Fund Shares may only be purchased and sold on the NYSE Arca, Inc., other national securities exchanges, electronic crossing networks and other alternative trading systems through your broker-dealer at market prices. Because Fund Shares trade at market prices rather than at net asset value ("NAV"), Fund Shares may trade at a price greater than NAV (premium) or less than NAV (discount). When buying or selling Fund Shares in the secondary market, you may incur costs attributable to the difference between the highest price a buyer is willing to pay to purchase Fund Shares (bid) and the lowest price a seller is willing to accept for Fund Shares (ask) (the "bid-ask spread"). Recent information regarding the Fund's NAV, market price, premiums and discounts, and bid-ask spreads is available at <https://www.ssga.com/spdrs>.

## TAX INFORMATION

The Fund's distributions are expected to be taxed as ordinary income, qualified dividend income and/or capital gains, unless you are investing through a tax-advantaged arrangement, such as a 401(k) plan or individual retirement account. Any withdrawals made from a tax-advantaged arrangement may be taxable to you.

## PAYMENTS TO BROKER-DEALERS AND OTHER FINANCIAL INTERMEDIARIES

If you purchase Fund Shares through a broker-dealer or other financial intermediary (such as a bank), the Adviser or its affiliates may pay the financial intermediary for certain activities related to the Fund, including educational training programs, conferences, the development of technology platforms and reporting systems, or other services related to the sale or promotion of the Fund. These payments may create a conflict of interest by influencing the broker-dealer or other intermediary and your salesperson to recommend the Fund over another investment. Ask your salesperson or visit your financial intermediary's website for more information.



# SPDR® S&P® International Small Cap ETF

## INVESTMENT OBJECTIVE

The SPDR S&P International Small Cap ETF (the “Fund”) seeks to provide investment results that, before fees and expenses, correspond generally to the total return performance of an index based upon the developed world (ex-US) small cap equity markets.

## FEES AND EXPENSES OF THE FUND

The table below describes the fees and expenses that you may pay if you buy, hold and sell shares of the Fund (“Fund Shares”). **You may pay other fees, such as brokerage commissions and other fees to financial intermediaries, which are not reflected in the table and Example below.**

**ANNUAL FUND OPERATING EXPENSES** (expenses that you pay each year as a percentage of the value of your investment):

Management fees	0.40%
Distribution and service (12b-1) fees	None
Other expenses	0.00%
<b>Total annual Fund operating expenses</b>	<b>0.40%</b>

## EXAMPLE:

This Example is intended to help you compare the cost of investing in the Fund with the cost of investing in other funds. The Example assumes that you invest \$10,000 in the Fund for the time periods indicated, and then sell or hold all of your Fund Shares at the end of those periods. The Example also assumes that your investment has a 5% return each year and that the Fund’s operating expenses remain the same. Although your actual costs may be higher or lower, based on these assumptions your costs would be:

Year 1	Year 3	Year 5	Year 10
\$41	\$128	\$224	\$505

## PORTFOLIO TURNOVER:

The Fund pays transaction costs, such as commissions, when it buys and sells securities (or “turns over” its portfolio). A higher portfolio turnover rate may indicate higher transaction costs and may result in higher taxes when Fund Shares are held in a taxable account. These costs, which are not reflected in Annual Fund Operating Expenses or in the Example, affect the Fund’s performance. During the most recent fiscal year, the Fund’s portfolio turnover rate was 13% of the average value of its portfolio.

## THE FUND’S PRINCIPAL INVESTMENT STRATEGY

In seeking to track the performance of the S&P Developed Ex-U.S. Under USD2 Billion Index (the “Index”), the Fund employs a sampling strategy, which means that the Fund is not required to purchase all of the securities represented in the Index. Instead, the Fund may purchase a subset of the securities in the Index in an effort to hold a portfolio of securities with generally the same risk and return characteristics of the Index. The quantity of holdings in the Fund will be based on a number of factors, including asset size of the Fund. Based on its analysis of these factors, SSGA Funds Management, Inc. (“SSGA FM” or the “Adviser”), the investment adviser to the Fund, either may invest the Fund’s assets in a subset of securities in the Index or may invest the Fund’s assets in substantially all of the securities represented in the Index in approximately the same proportions as the Index, as determined by the Adviser to be in the best interest of the Fund in pursuing its objective. The Fund is classified as “diversified” under the Investment Company Act of 1940, as amended; however, the Fund may become “non-diversified” solely as a result of tracking the Index (e.g., changes in weightings of one or more component securities). When the Fund is non-diversified, it may invest a relatively high percentage of its assets in a limited number of issuers.

Under normal market conditions, the Fund generally invests substantially all, but at least 80%, of its total assets in the securities comprising the Index and in depositary receipts (including American Depositary Receipts (“ADRs”) or Global Depositary Receipts (“GDRs”)) based on securities comprising the Index. In addition, in seeking to track the Index, the Fund may invest in equity securities that are not included in the Index (including common stock, preferred stock, depositary receipts and shares of other investment companies), cash and cash equivalents or money market



instruments, such as repurchase agreements and money market funds (including money market funds advised by the Adviser). In seeking to track the Index, the Fund's assets may be concentrated in an industry or group of industries, but only to the extent that the Index concentrates in a particular industry or group of industries. Futures contracts (a type of derivative instrument) may be used by the Fund in seeking performance that corresponds to the Index and in managing cash flows.

The Index is a float-adjusted market capitalization weighted index designed to define and measure the investable universe of publicly traded small-cap companies, as defined by the Index, domiciled in developed countries outside the United States. The Index component securities are a subset, based on market capitalization and region, of component securities included in the S&P Global BMI (Broad Market Index). The S&P Global BMI is a rules-based index that measures global stock market performance. A country will be eligible for inclusion in the S&P Global BMI if it is classified as either a developed or emerging market by the S&P Global Equity Index Committee. Country classification is reviewed annually and determined based on quantitative criteria and feedback from market participants via a publicly available market consultation. All publicly listed companies with float-adjusted market capitalizations of at least \$100 million and sufficient liquidity based on 12-month median value traded ratio and 6-month median daily value traded are included for each country. Once included, all current constituents with float-adjusted market capitalizations of at least \$75 million and sufficient liquidity will remain in the S&P Global BMI for each country. The Index is "float-adjusted," meaning that only those shares publicly available to investors are included in the Index calculation. All stocks are weighted proportionate to their float-adjusted market capitalization and the Index is reconstituted annually in September. In addition, the Index rebalances quarterly to allow for changes in shares outstanding and the inclusion of eligible initial public offerings, as well as new listings on eligible exchanges and issues that emerged from bankruptcy. To be included in the Index, a company must be publicly listed, be from a developed country included in the S&P Global BMI (excluding the U.S.), and have a total market capitalization between \$100 million and \$2 billion. As of November 30, 2022, a significant portion of the Fund comprised companies in the industrial sector, although this may change from time to time. As of November 30, 2022, countries represented in the Fund included Australia, Austria, Belgium, Canada, China, Denmark, Finland, France, Germany, Hong Kong, Ireland, Israel, Italy, Japan, the Netherlands, New Zealand, Norway, Portugal, Singapore, South Korea, Spain, Sweden, Switzerland and the United Kingdom. As of November 30, 2022, a significant portion of the Fund comprised companies located in Japan, although this may change from time to time. As of November 30, 2022, the Index comprised 3,721 securities.

The Index is sponsored by S&P Dow Jones Indices LLC (the "Index Provider"), which is not affiliated with the Fund or the Adviser. The Index Provider determines the composition of the Index, relative weightings of the securities in the Index and publishes information regarding the market value of the Index.

## **PRINCIPAL RISKS OF INVESTING IN THE FUND**

As with all investments, there are certain risks of investing in the Fund. Fund Shares will change in value, and you could lose money by investing in the Fund. An investment in the Fund is not insured or guaranteed by the Federal Deposit Insurance Corporation or any other government agency.

**Market Risk:** The Fund's investments are subject to changes in general economic conditions, general market fluctuations and the risks inherent in investment in securities markets. Investment markets can be volatile and prices of investments can change substantially due to various factors including, but not limited to, economic growth or recession, changes in interest rates, inflation, changes in the actual or perceived creditworthiness of issuers, and general market liquidity. The Fund is subject to the risk that geopolitical events will disrupt securities markets and adversely affect global economies and markets. Local, regional or global events such as war, military conflicts, acts of terrorism, natural disasters, the spread of infectious illness or other public health issues, or other events could have a significant impact on the Fund and its investments.

**Equity Investing Risk:** The market prices of equity securities owned by the Fund may go up or down, sometimes rapidly or unpredictably. The value of a security may decline for a number of reasons that may directly relate to the issuer and also may decline due to general industry or market conditions that are not specifically related to a particular company. In addition, equity markets tend to move in cycles, which may cause stock prices to fall over short or extended periods of time.

**Non-U.S. Securities Risk:** Non-U.S. securities (including depositary receipts) are subject to political, regulatory, and economic risks not present in domestic investments. There may be less information publicly available about a non-U.S. entity than about a U.S. entity, and many non-U.S. entities are not subject to accounting, auditing, legal and financial report standards comparable to those in the United States. Further, such entities and/or their securities may be subject to risks associated with currency controls; expropriation; changes in tax policy; greater market volatility; differing securities market structures; higher transaction costs; and various administrative difficulties, such as delays in clearing and settling portfolio transactions or in receiving payment of dividends. To

the extent underlying securities held by the Fund trade on foreign exchanges that are closed when the exchange on which the Fund's shares trade is open, there may be deviations between the current price of an underlying security and the last quoted price for the underlying security on the closed foreign market. These deviations could result in the Fund experiencing premiums or discounts greater than those of ETFs that invest in domestic securities. Securities traded on foreign markets may be less liquid (harder to sell) than securities traded domestically. Foreign governments may impose restrictions on the repatriation of capital to the U.S. In addition, to the extent that the Fund buys securities denominated in a foreign currency, there are special risks such as changes in currency exchange rates and the risk that a foreign government could regulate foreign exchange transactions. In addition, to the extent investments are made in a limited number of countries, events in those countries will have a more significant impact on the Fund. Investments in depositary receipts may be less liquid and more volatile than the underlying shares in their primary trading market.

**Small-Capitalization Securities Risk:** The securities of small-capitalization companies may be more volatile and may involve more risk than the securities of larger companies. These companies may have limited product lines, markets or financial resources, may lack the competitive strength of larger companies, and may depend on a few key employees. In addition, these companies may have been recently organized and may have little or no track record of success. The securities of smaller companies may trade less frequently and in smaller volumes than more widely held securities. Some securities of smaller issuers may be illiquid or may be restricted as to resale, and their values may have significant volatility. The Fund may be unable to liquidate its positions in such securities at any time, or at a favorable price, in order to meet the Fund's obligations. Returns on investments in securities of small-capitalization companies could trail the returns on investments in securities of larger companies.

**Fluctuation of Net Asset Value, Share Premiums and Discounts Risk:** As with all exchange-traded funds, Fund Shares may be bought and sold in the secondary market at market prices. The trading prices of Fund Shares in the secondary market may differ from the Fund's daily net asset value per share and there may be times when the market price of the shares is more than the net asset value per share (premium) or less than the net asset value per share (discount). This risk is heightened in times of market volatility or periods of steep market declines.

**Currency Risk:** The value of the Fund's assets may be affected favorably or unfavorably by currency exchange rates, currency exchange control regulations, and delays, restrictions or prohibitions on the repatriation of foreign currencies. Foreign currency exchange rates may have significant volatility, and changes in the values of foreign currencies against the U.S. dollar may result in substantial declines in the values of the Fund's assets denominated in foreign currencies.

**Depositary Receipts Risk:** Investments in depositary receipts may be less liquid and more volatile than the underlying securities in their primary trading market. If a depositary receipt is denominated in a different currency than its underlying securities, the Fund will be subject to the currency risk of both the investment in the depositary receipt and the underlying security. Holders of depositary receipts may have limited or no rights to take action with respect to the underlying securities or to compel the issuer of the receipts to take action. The prices of depositary receipts may differ from the prices of securities upon which they are based. To the extent the Fund invests in depositary receipts based on securities included in the Index, such differences in prices may increase index tracking risk.

**Futures Contract Risk:** A futures contract is a standardized agreement that calls for the purchase or sale of a specific asset at a specific price at a specific future time, or cash settlement of the terms of the contract. Transactions in futures contracts can create investment leverage and may have significant volatility. It is possible that a futures contract transaction will result in a much greater loss than the principal amount invested, and the Fund may not be able to close out the futures contract at a favorable time or price. There is no assurance that a liquid secondary market on an exchange will exist for any particular futures contract. In the event no such market exists, it might not be possible to effect closing transactions, and the Fund will be unable to terminate its exposure to the futures contract. There is also a risk of imperfect correlation between movements in the prices of the futures contract and movements in the price of the underlying assets. The counterparty to a futures contract may be unable or unwilling to make timely settlement payments, return the Fund's margin, or otherwise honor its obligations.

**Geographic Focus Risk:** The performance of a fund that is less diversified across countries or geographic regions will be closely tied to market, currency, economic, political, environmental, or regulatory conditions and developments in the countries or regions in which the fund invests, and may be more volatile than the performance of a more geographically-diversified fund.

**Japan:** The growth of Japan's economy has historically lagged that of its Asian neighbors and other major developed economies. The Japanese economy is heavily dependent on international trade and has been adversely affected by trade tariffs, other protectionist measures, competition from emerging economies and the economic conditions of its trading partners. China has become an important trading partner with Japan, yet the countries' political relationship has become strained. Should political tension increase, it could adversely affect the economy, especially the export sector, and destabilize the region as a whole. Japan also remains heavily dependent on oil imports, and higher commodity prices could therefore have a negative impact on the economy. The Japanese yen has fluctuated widely at times and any increase in its value may cause a decline in exports that could weaken the Japanese economy. Japan has, in the past, intervened in the currency markets to attempt to maintain or reduce the value of the yen. Japanese intervention in the currency markets could cause the value of the yen to fluctuate sharply and unpredictably and could cause losses to investors. Japan has an aging workforce and has experienced a significant population decline in recent years. Japan's labor market appears to be undergoing fundamental structural changes, as a labor market traditionally accustomed to lifetime employment adjusts to meet the need for increased labor mobility, which may adversely affect Japan's economic competitiveness. Natural disasters, such as earthquakes, volcanoes, typhoons or tsunamis, could occur in Japan or surrounding areas and could negatively affect the Japanese economy and, in turn, the Fund.

**Indexing Strategy/Index Tracking Risk:** The Fund is managed with an indexing investment strategy, attempting to track the performance of an unmanaged index of securities, regardless of the current or projected performance of the Index or of the actual securities comprising the Index. This differs from an actively-managed fund, which typically seeks to outperform a benchmark index. As a result, the Fund's performance may be less favorable than that of a portfolio managed using an active investment strategy. The structure and composition of the Index will affect the performance, volatility, and risk of the Index and, consequently, the performance, volatility, and risk of the Fund. Errors in index data, index computations or the construction of the Index in accordance with its methodology may occur from time to time and may not be identified and corrected by the Index Provider for a period of time or at all, which may have an adverse impact on the Fund and its shareholders. To the extent circumstances evolve in between reconstitutions, the Index may include, and the Fund may therefore hold for a period of time, securities of companies that do not align with the Index's objective and/or criteria. When there are changes made to the component securities of the Index and the Fund in turn makes similar changes to its portfolio, any transaction costs and market exposure arising from such portfolio changes will be borne directly by the Fund and its shareholders. The Fund may recognize gains as a result of rebalancing or reconstituting its securities holdings to reflect changes in the securities included in the Index. The Fund also may be required to distribute any such gains to its shareholders to avoid adverse federal income tax consequences. While the Adviser seeks to track the performance of the Index (*i.e.*, achieve a high degree of correlation with the Index), the Fund's return may not match the return of the Index. The Fund incurs a number of operating expenses not applicable to the Index, and incurs costs in buying and selling securities. In addition, the Fund may not be fully invested at times, generally as a result of cash flows into or out of the Fund or reserves of cash held by the Fund to meet redemptions. The Adviser may attempt to track the Index return by investing in fewer than all of the securities in the Index, or in some securities not included in the Index, potentially increasing the risk of divergence between the Fund's return and that of the Index.

**Industrial Sector Risk:** Industrial companies are affected by supply and demand both for their specific product or service and for industrial sector products in general. Government regulation, world events, exchange rates and economic conditions, technological developments and liabilities for environmental damage and general civil liabilities will likewise affect the performance of these companies. Aerospace and defense companies, a component of the industrial sector, can be significantly affected by government spending policies because companies involved in this industry rely, to a significant extent, on U.S. and foreign government demand for their products and services. Thus, the financial condition of, and investor interest in, aerospace and defense companies are heavily influenced by governmental defense spending policies which are typically under pressure from efforts to control the U.S. (and other) government budgets. Transportation securities, a component of the industrial sector, are cyclical and have occasional sharp price movements which may result from changes in the economy, fuel prices, labor agreements and insurance costs.

**Liquidity Risk:** Lack of a ready market, stressed market conditions, or restrictions on resale may limit the ability of the Fund to sell a security at an advantageous time or price or at all. Illiquid investments may trade at a discount from comparable, more liquid investments and may be subject to wide fluctuations in market value. If the liquidity of the Fund's holdings deteriorates, it may lead to differences between the market price of Fund Shares and the net asset value of Fund Shares, and could result in the Fund Shares being less liquid. Illiquidity of the Fund's holdings may also limit the ability of the Fund to obtain cash to meet redemptions on a timely basis. In addition,

the Fund, due to limitations on investments in any illiquid investments and/or the difficulty in purchasing and selling such investments, may be unable to achieve its desired level of exposure to a certain market or sector.

**Non-Diversification Risk:** To the extent the Fund becomes “non-diversified,” the Fund may hold a smaller number of portfolio securities than many other funds. To the extent the Fund invests in a relatively small number of issuers, a decline in the market value of a particular security held by the Fund may affect its value more than if it invested in a larger number of issuers. The value of Fund Shares may be more volatile than the values of shares of more diversified funds. The Fund may become non-diversified for periods of time solely as a result of tracking the Index (e.g., changes in weightings of one or more component securities).

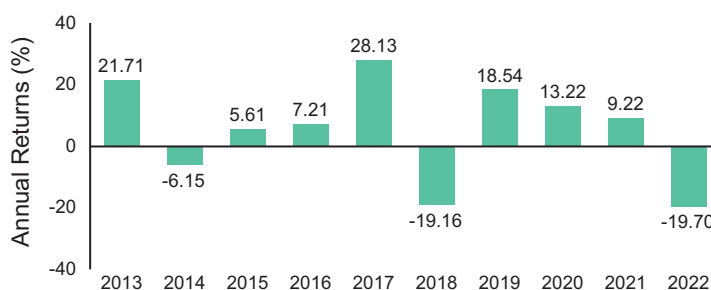
**Unconstrained Sector Risk:** The Fund may invest a substantial portion of its assets within one or more economic sectors or industries, which may change from time to time. Greater investment focus on one or more sectors or industries increases the potential for volatility and the risk that events negatively affecting such sectors or industries could reduce returns, potentially causing the value of the Fund’s shares to decrease, perhaps significantly.

**Valuation Risk:** Some portfolio holdings, potentially a large portion of the Fund’s investment portfolio, may be valued on the basis of factors other than market quotations. This may occur more often in times of market turmoil or reduced liquidity. There are multiple methods that can be used to value a portfolio holding when market quotations are not readily available. The value established for any portfolio holding at a point in time might differ from what would be produced using a different methodology or if it had been priced using market quotations. Portfolio holdings that are valued using techniques other than market quotations, including “fair valued” securities, may be subject to greater fluctuation in their valuations from one day to the next than if market quotations were used. In addition, there is no assurance that the Fund could sell or close out a portfolio position for the value established for it at any time, and it is possible that the Fund would incur a loss because a portfolio position is sold or closed out at a discount to the valuation established by the Fund at that time.

## FUND PERFORMANCE

The following bar chart and table provide an indication of the risks of investing in the Fund by showing changes in the Fund’s performance from year to year and by showing how the Fund’s average annual returns for certain time periods compare with the average annual returns of the Index and of a relevant broad-based securities index. The Fund’s past performance (before and after taxes) is not necessarily an indication of how the Fund will perform in the future. Updated performance information is available by calling 1-866-787-2257 or visiting our website at <https://www.ssga.com/spdrs>.

**ANNUAL TOTAL RETURNS** (years ended 12/31)



Highest Quarterly Return: 20.78% (Q2, 2020)

Lowest Quarterly Return: -28.37% (Q1, 2020)

## AVERAGE ANNUAL TOTAL RETURNS

 (for periods ended 12/31/22)

The after-tax returns presented in the table below are calculated using highest historical individual federal marginal income tax rates and do not reflect the impact of state and local taxes. Your actual after-tax returns will depend on your specific tax situation and may differ from those shown below. After-tax returns are not relevant to investors who hold Fund Shares through tax-advantaged arrangements, such as 401(k) plans or individual retirement accounts. The returns after taxes can exceed the returns before taxes or the Index returns due to the application of foreign tax credits and/or an assumed tax benefit for a shareholder from realizing a capital loss on a sale of Fund Shares.

	One Year	Five Years	Ten Years
Return Before Taxes	-19.70%	-0.99%	4.66%
Return After Taxes on Distributions	-20.22%	-1.73%	3.44%
Return After Taxes on Distributions and Sale of Fund Shares	-11.32%	-0.84%	3.38%
S&P Developed Ex-U.S. Under USD2 Billion Index (reflects no deduction for fees, expenses or taxes other than withholding taxes on reinvested dividends)	-20.56%	-1.19%	4.58%
MSCI ACWI ex USA Index (reflects no deduction for fees, expenses or taxes other than withholding taxes on reinvested dividends)	-16.00%	0.88%	3.80%



## **PORTFOLIO MANAGEMENT**

### **INVESTMENT ADVISER**

SSGA FM serves as the investment adviser to the Fund.

### **PORTFOLIO MANAGERS**

The professionals primarily responsible for the day-to-day management of the Fund are Michael Feehily, Karl Schneider and Teddy Wong.

Michael Feehily, CFA, is a Senior Managing Director of the Adviser and the Head of Global Equity Beta Solutions in the Americas. He worked at the Adviser from 1997 to 2006 and rejoined in 2010. Effective March 1, 2023, Mr. Feehily will no longer serve as a portfolio manager of the Fund.

Karl Schneider, CAIA, is a Managing Director of the Adviser and Deputy Head of Global Equity Beta Solutions in the Americas. He joined the Adviser in 1997.

Teddy Wong is a Vice President of the Adviser and a Senior Portfolio Manager in the Global Equity Beta Solutions Group. He joined the Adviser in 2001.

### **PURCHASE AND SALE INFORMATION**

The Fund will issue (or redeem) Fund Shares to certain institutional investors (typically market makers or other broker-dealers) only in large blocks of Fund Shares known as "Creation Units." Creation Unit transactions are conducted in exchange for the deposit or delivery of a designated portfolio of in-kind securities and/or cash.

Individual Fund Shares may only be purchased and sold on the NYSE Arca, Inc., other national securities exchanges, electronic crossing networks and other alternative trading systems through your broker-dealer at market prices. Because Fund Shares trade at market prices rather than at net asset value ("NAV"), Fund Shares may trade at a price greater than NAV (premium) or less than NAV (discount). When buying or selling Fund Shares in the secondary market, you may incur costs attributable to the difference between the highest price a buyer is willing to pay to purchase Fund Shares (bid) and the lowest price a seller is willing to accept for Fund Shares (ask) (the "bid-ask spread"). Recent information regarding the Fund's NAV, market price, premiums and discounts, and bid-ask spreads is available at <https://www.ssga.com/spdrs>.

### **TAX INFORMATION**

The Fund's distributions are expected to be taxed as ordinary income, qualified dividend income and/or capital gains, unless you are investing through a tax-advantaged arrangement, such as a 401(k) plan or individual retirement account. Any withdrawals made from a tax-advantaged arrangement may be taxable to you.

### **PAYMENTS TO BROKER-DEALERS AND OTHER FINANCIAL INTERMEDIARIES**

If you purchase Fund Shares through a broker-dealer or other financial intermediary (such as a bank), the Adviser or its affiliates may pay the financial intermediary for certain activities related to the Fund, including educational training programs, conferences, the development of technology platforms and reporting systems, or other services related to the sale or promotion of the Fund. These payments may create a conflict of interest by influencing the broker-dealer or other intermediary and your salesperson to recommend the Fund over another investment. Ask your salesperson or visit your financial intermediary's website for more information.



# SPDR<sup>®</sup> S&P<sup>®</sup> North American Natural Resources ETF

## INVESTMENT OBJECTIVE

The SPDR S&P North American Natural Resources ETF (the “Fund”) seeks to provide investment results that, before fees and expenses, correspond generally to the total return performance of an index that tracks publicly-traded North American companies in natural resources and/or commodities businesses.

## FEES AND EXPENSES OF THE FUND

The table below describes the fees and expenses that you may pay if you buy, hold and sell shares of the Fund (“Fund Shares”). **You may pay other fees, such as brokerage commissions and other fees to financial intermediaries, which are not reflected in the table and Example below.**

**ANNUAL FUND OPERATING EXPENSES** (expenses that you pay each year as a percentage of the value of your investment):

Management fees	0.35%
Distribution and service (12b-1) fees	None
Other expenses	0.00%
<b>Total annual Fund operating expenses</b>	<b>0.35%</b>

## EXAMPLE:

This Example is intended to help you compare the cost of investing in the Fund with the cost of investing in other funds. The Example assumes that you invest \$10,000 in the Fund for the time periods indicated, and then sell or hold all of your Fund Shares at the end of those periods. The Example also assumes that your investment has a 5% return each year and that the Fund’s operating expenses remain the same. Although your actual costs may be higher or lower, based on these assumptions your costs would be:

Year 1	Year 3	Year 5	Year 10
\$36	\$113	\$197	\$443

## PORTFOLIO TURNOVER:

The Fund pays transaction costs, such as commissions, when it buys and sells securities (or “turns over” its portfolio). A higher portfolio turnover rate may indicate higher transaction costs and may result in higher taxes when Fund Shares are held in a taxable account. These costs, which are not reflected in Annual Fund Operating Expenses or in the Example, affect the Fund’s performance. During the most recent fiscal year, the Fund’s portfolio turnover rate was 33% of the average value of its portfolio.

## THE FUND’S PRINCIPAL INVESTMENT STRATEGY

In seeking to track the performance of the S&P BMI North American Natural Resources Index (the “Index”), the Fund employs a sampling strategy, which means that the Fund is not required to purchase all of the securities represented in the Index. Instead, the Fund may purchase a subset of the securities in the Index in an effort to hold a portfolio of securities with generally the same risk and return characteristics of the Index. The quantity of holdings in the Fund will be based on a number of factors, including asset size of the Fund. Based on its analysis of these factors, SSGA Funds Management, Inc. (“SSGA FM” or the “Adviser”), the investment adviser to the Fund, either may invest the Fund’s assets in a subset of securities in the Index or may invest the Fund’s assets in substantially all of the securities represented in the Index in approximately the same proportions as the Index, as determined by the Adviser to be in the best interest of the Fund in pursuing its objective.

Under normal market conditions, the Fund generally invests substantially all, but at least 80%, of its total assets in the securities comprising the Index. In addition, in seeking to track the Index, the Fund may invest in equity securities that are not included in the Index (including common stock, preferred stock, depositary receipts and shares of other investment companies), cash and cash equivalents or money market instruments, such as repurchase agreements and money market funds (including money market funds advised by the Adviser). In seeking to track the Index, the Fund’s assets may be concentrated in an industry or group of industries, but only to the extent that the Index concentrates in a particular industry or group of industries. Futures contracts (a type of derivative instrument) may be used by the Fund in seeking performance that corresponds to the Index and in managing cash flows.

The Index comprises publicly traded large- and mid-capitalization U.S. and Canadian companies in the natural resources and commodities businesses that meet certain investability requirements and are classified within the subindustries of one of three natural resources categories: energy, metals & mining or agriculture. The Index is a subset of the S&P Global LargeMidCap Commodity and Resources Index (the “Parent Index”), which serves as the initial universe of eligible securities for the Index. The Parent Index consists of large- and mid-cap companies in the S&P Global BMI that fall into three different natural resources clusters: Energy, Materials, and Agriculture. The Index consists of companies comprising the Parent Index that are domiciled in and publicly traded in the U.S. or Canada and have a minimum float-adjusted market capitalization of \$1 billion and a minimum three-month average daily value traded of \$5 million. Each natural resources category includes companies classified within specific Global Industry Classification Standard (GICS) sub-industries according to the company’s principal business activity. The energy category consists of companies classified in the following sub-industries: coal & consumable fuels; integrated oil & gas; oil & gas drilling; oil & gas exploration & production; oil & gas refining & marketing; and oil & gas equipment & services. The metals & mining category consists of companies classified in the following sub-industries: aluminum; diversified metals & mining; steel; copper; gold; precious metals & minerals; and silver. The agriculture category consists of companies classified in the following sub-industries: agricultural products; fertilizers & agricultural chemicals; forest products; paper packaging; paper products and Timber real estate investment trusts. At each quarterly Index rebalancing, the combined weight of securities of companies in the energy, metals & mining and agriculture categories are set at 45%, 35% and 20%, respectively. Index constituents are weighted within each natural resources category proportionally to their float-adjusted market capitalization subject to individual security weights limits. A company’s float-adjusted market capitalization is calculated by multiplying the number of shares readily available in the market by the price of such shares. Modifications are made to the weightings, if required, to conform to requirements applicable to regulated investment companies under the Internal Revenue Code of 1986, as amended (the “Internal Revenue Code”), and reduce single stock concentration. The Index is rebalanced quarterly. As of November 30, 2022, the Index comprised 34 securities.

The Index is sponsored by S&P Dow Jones Indices LLC (the “Index Provider”), which is not affiliated with the Fund or the Adviser. The Index Provider determines the composition of the Index, relative weightings of the securities in the Index and publishes information regarding the market value of the Index.

#### **PRINCIPAL RISKS OF INVESTING IN THE FUND**

As with all investments, there are certain risks of investing in the Fund. Fund Shares will change in value, and you could lose money by investing in the Fund. An investment in the Fund is not insured or guaranteed by the Federal Deposit Insurance Corporation or any other government agency.

**Market Risk:** The Fund’s investments are subject to changes in general economic conditions, general market fluctuations and the risks inherent in investment in securities markets. Investment markets can be volatile and prices of investments can change substantially due to various factors including, but not limited to, economic growth or recession, changes in interest rates, inflation, changes in the actual or perceived creditworthiness of issuers, and general market liquidity. The Fund is subject to the risk that geopolitical events will disrupt securities markets and adversely affect global economies and markets. Local, regional or global events such as war, military conflicts, acts of terrorism, natural disasters, the spread of infectious illness or other public health issues, or other events could have a significant impact on the Fund and its investments.

**Equity Investing Risk:** The market prices of equity securities owned by the Fund may go up or down, sometimes rapidly or unpredictably. The value of a security may decline for a number of reasons that may directly relate to the issuer and also may decline due to general industry or market conditions that are not specifically related to a particular company. In addition, equity markets tend to move in cycles, which may cause stock prices to fall over short or extended periods of time.

**Non-U.S. Securities Risk:** Non-U.S. securities (including depositary receipts) are subject to political, regulatory, and economic risks not present in domestic investments. There may be less information publicly available about a non-U.S. entity than about a U.S. entity, and many non-U.S. entities are not subject to accounting, auditing, legal and financial report standards comparable to those in the United States. Further, such entities and/or their securities may be subject to risks associated with currency controls; expropriation; changes in tax policy; greater market volatility; differing securities market structures; higher transaction costs; and various administrative difficulties, such as delays in clearing and settling portfolio transactions or in receiving payment of dividends. To the extent underlying securities held by the Fund trade on foreign exchanges that are closed when the exchange on which the Fund’s shares trade is open, there may be deviations between the current price of an underlying security and the last quoted price for the underlying security on the closed foreign market. These deviations could result in the Fund experiencing premiums or discounts greater than those of ETFs that invest in domestic

securities. Securities traded on foreign markets may be less liquid (harder to sell) than securities traded domestically. Foreign governments may impose restrictions on the repatriation of capital to the U.S. In addition, to the extent that the Fund buys securities denominated in a foreign currency, there are special risks such as changes in currency exchange rates and the risk that a foreign government could regulate foreign exchange transactions. In addition, to the extent investments are made in a limited number of countries, events in those countries will have a more significant impact on the Fund. Investments in depositary receipts may be less liquid and more volatile than the underlying shares in their primary trading market.

**Agriculture Companies Risk:** Economic forces, including forces affecting agricultural markets, as well as government policies and regulations affecting agriculture companies, could adversely impact the Fund's investments. Agricultural and livestock production and trade flows are significantly affected by government policies and regulations. Governmental policies affecting agriculture companies, such as taxes, tariffs, duties, subsidies and import and export restrictions on agricultural commodities, commodity products and livestock, can influence agriculture company profitability, the planting/raising of certain crops/livestock versus other uses of resources, the location and size of crop and livestock production, whether unprocessed or processed commodity products are traded and the volume and types of imports and exports. In addition, companies in the agriculture sector must comply with a broad range of environmental laws and regulations. Additional or more stringent environmental laws and regulations may be enacted in the future and such changes could have a material adverse effect on the business of such companies. In addition, agriculture companies may be significantly affected by adverse weather, pollution and/or disease which could limit or halt production.

**Metals and Mining Companies Risk:** Metals and mining companies can be significantly affected by events relating to international political and economic developments, energy conservation, the success of exploration projects, commodity prices, and tax and other government regulations. Investments in metals and mining companies may be speculative and may be subject to greater price volatility than investments in other types of companies. Risks of metals and mining investments include: changes in international monetary policies or economic and political conditions that can affect the supply of precious metals and consequently the value of metals and mining company investments; the United States or foreign governments may pass laws or regulations limiting metals investments for strategic or other policy reasons; and increased environmental or labor costs may depress the value of metals and mining investments.

**Natural Resources and Commodities Risk:** Investments in companies in natural resources and commodities industries can be significantly affected by (often rapid) changes in supply of, or demand for, various natural resources and commodities. They may also be affected by changes in energy prices, the participation of speculators, international political and economic developments, environmental incidents, energy conservation, the success of exploration projects, changes in natural resource and commodity prices, limitations on the liquidity of certain natural resources and commodities, and tax and other government regulations.

**Fluctuation of Net Asset Value, Share Premiums and Discounts Risk:** As with all exchange-traded funds, Fund Shares may be bought and sold in the secondary market at market prices. The trading prices of Fund Shares in the secondary market may differ from the Fund's daily net asset value per share and there may be times when the market price of the shares is more than the net asset value per share (premium) or less than the net asset value per share (discount). This risk is heightened in times of market volatility or periods of steep market declines.

**Concentration Risk:** When the Fund focuses its investments in a particular industry or sector, financial, economic, business, and other developments affecting issuers in that industry, market, or economic sector will have a greater effect on the Fund than if it had not done so.

**Currency Risk:** The value of the Fund's assets may be affected favorably or unfavorably by currency exchange rates, currency exchange control regulations, and delays, restrictions or prohibitions on the repatriation of foreign currencies. Foreign currency exchange rates may have significant volatility, and changes in the values of foreign currencies against the U.S. dollar may result in substantial declines in the values of the Fund's assets denominated in foreign currencies.

**Depositary Receipts Risk:** Investments in depositary receipts may be less liquid and more volatile than the underlying securities in their primary trading market. If a depositary receipt is denominated in a different currency than its underlying securities, the Fund will be subject to the currency risk of both the investment in the depositary receipt and the underlying security. Holders of depositary receipts may have limited or no rights to take action with respect to the underlying securities or to compel the issuer of the receipts to take action. The prices of depositary

receipts may differ from the prices of securities upon which they are based. To the extent the Fund invests in depositary receipts based on securities included in the Index, such differences in prices may increase index tracking risk.

**Energy Sector Risk:** Issuers in energy-related industries can be significantly affected by fluctuations in energy prices and supply and demand of energy fuels. Markets for various energy-related commodities can have significant volatility, and are subject to control or manipulation by large producers or purchasers. Companies in the energy sector may need to make substantial expenditures, and to incur significant amounts of debt, in order to maintain or expand their reserves. Oil and gas exploration and production can be significantly affected by natural disasters as well as changes in exchange rates, interest rates, government regulation, world events and economic conditions. These companies may be at risk for environmental damage claims.

**Futures Contract Risk:** A futures contract is a standardized agreement that calls for the purchase or sale of a specific asset at a specific price at a specific future time, or cash settlement of the terms of the contract. Transactions in futures contracts can create investment leverage and may have significant volatility. It is possible that a futures contract transaction will result in a much greater loss than the principal amount invested, and the Fund may not be able to close out the futures contract at a favorable time or price. There is no assurance that a liquid secondary market on an exchange will exist for any particular futures contract. In the event no such market exists, it might not be possible to effect closing transactions, and the Fund will be unable to terminate its exposure to the futures contract. There is also a risk of imperfect correlation between movements in the prices of the futures contract and movements in the price of the underlying assets. The counterparty to a futures contract may be unable or unwilling to make timely settlement payments, return the Fund's margin, or otherwise honor its obligations.

**Geographic Focus Risk:** The performance of a fund that is less diversified across countries or geographic regions will be closely tied to market, currency, economic, political, environmental, or regulatory conditions and developments in the countries or regions in which the fund invests, and may be more volatile than the performance of a more geographically-diversified fund.

**Canada:** The Canadian economy is heavily dependent on relationships with certain key trading partners. The United States is Canada's largest trading and investment partner, and the Canadian economy is significantly affected by developments in the U.S. economy. Any downturn in U.S. economic activity is likely to have an adverse impact on the Canadian economy. The Canadian economy is also dependent upon external trade with other key trading partners, including China, Mexico and the European Union. In addition, Canada is a large supplier of natural resources (e.g., oil, natural gas and agricultural products). As a result, the Canadian economy is sensitive to fluctuations in certain commodity prices.

**Indexing Strategy/Index Tracking Risk:** The Fund is managed with an indexing investment strategy, attempting to track the performance of an unmanaged index of securities, regardless of the current or projected performance of the Index or of the actual securities comprising the Index. This differs from an actively-managed fund, which typically seeks to outperform a benchmark index. As a result, the Fund's performance may be less favorable than that of a portfolio managed using an active investment strategy. The structure and composition of the Index will affect the performance, volatility, and risk of the Index and, consequently, the performance, volatility, and risk of the Fund. Errors in index data, index computations or the construction of the Index in accordance with its methodology may occur from time to time and may not be identified and corrected by the Index Provider for a period of time or at all, which may have an adverse impact on the Fund and its shareholders. To the extent circumstances evolve in between reconstitutions, the Index may include, and the Fund may therefore hold for a period of time, securities of companies that do not align with the Index's objective and/or criteria. When there are changes made to the component securities of the Index and the Fund in turn makes similar changes to its portfolio, any transaction costs and market exposure arising from such portfolio changes will be borne directly by the Fund and its shareholders. The Fund may recognize gains as a result of rebalancing or reconstituting its securities holdings to reflect changes in the securities included in the Index. The Fund also may be required to distribute any such gains to its shareholders to avoid adverse federal income tax consequences. While the Adviser seeks to track the performance of the Index (*i.e.*, achieve a high degree of correlation with the Index), the Fund's return may not match the return of the Index. The Fund incurs a number of operating expenses not applicable to the Index, and incurs costs in buying and selling securities. In addition, the Fund may not be fully invested at times, generally as a result of cash flows into or out of the Fund or reserves of cash held by the Fund to meet redemptions. The Adviser may attempt to track the Index return by investing in fewer than all of the securities in the Index, or in some securities not included in the Index, potentially increasing the risk of divergence between the Fund's return and that of the Index.



**Large-Capitalization Securities Risk:** Returns on investments in securities of large companies could trail the returns on investments in securities of smaller and mid-sized companies. Larger companies may be unable to respond as quickly as smaller and mid-sized companies to competitive challenges or to changes in business, product, financial, or other market conditions. Larger companies may not be able to maintain growth at the high rates that may be achieved by well-managed smaller and mid-sized companies.

**Materials Sector Risk:** Many materials companies are significantly affected by the level and volatility of commodity prices, exchange rates, import controls, worldwide competition, environmental policies and consumer demand. At times, worldwide production of industrial materials has exceeded demand as a result of over-building or economic downturns, leading to poor investment returns or losses. Other risks may include liabilities for environmental damage and general civil liabilities, depletion of resources, and mandated expenditures for safety and pollution control. The materials sector may also be affected by economic cycles, technical progress, labor relations, and government regulations.

**Mid-Capitalization Securities Risk:** The securities of mid-capitalization companies may be more volatile and may involve more risk than the securities of larger companies. These companies may have limited product lines, markets or financial resources, may lack the competitive strength of larger companies, and may depend on a few key employees. In addition, these companies may have been recently organized and may have little or no track record of success. The securities of mid-sized companies may trade less frequently and in smaller volumes than more widely held securities. Some securities of mid-sized issuers may be illiquid or may be restricted as to resale, and their values may be volatile.

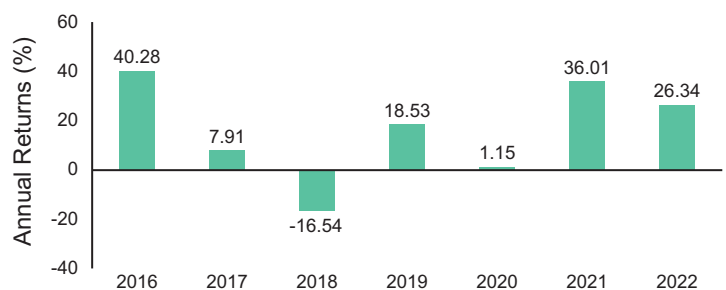
**Non-Diversification Risk:** As a “non-diversified” fund, the Fund may hold a smaller number of portfolio securities than many other funds. To the extent the Fund invests in a relatively small number of issuers, a decline in the market value of a particular security held by the Fund may affect its value more than if it invested in a larger number of issuers. The value of Fund Shares may be more volatile than the values of shares of more diversified funds. The Fund may become diversified for periods of time solely as a result of tracking the Index (e.g., changes in weightings of one or more component securities).

**Valuation Risk:** Some portfolio holdings, potentially a large portion of the Fund’s investment portfolio, may be valued on the basis of factors other than market quotations. This may occur more often in times of market turmoil or reduced liquidity. There are multiple methods that can be used to value a portfolio holding when market quotations are not readily available. The value established for any portfolio holding at a point in time might differ from what would be produced using a different methodology or if it had been priced using market quotations. Portfolio holdings that are valued using techniques other than market quotations, including “fair valued” securities, may be subject to greater fluctuation in their valuations from one day to the next than if market quotations were used. In addition, there is no assurance that the Fund could sell or close out a portfolio position for the value established for it at any time, and it is possible that the Fund would incur a loss because a portfolio position is sold or closed out at a discount to the valuation established by the Fund at that time.

**FUND PERFORMANCE**

The following bar chart and table provide an indication of the risks of investing in the Fund by showing changes in the Fund’s performance from year to year and by showing how the Fund’s average annual returns for certain time periods compare with the average annual returns of the Index and of a relevant broad-based securities index. The Fund’s past performance (before and after taxes) is not necessarily an indication of how the Fund will perform in the future. Updated performance information is available by calling 1-866-787-2257 or visiting our website at <https://www.ssga.com/spdrs>.

**ANNUAL TOTAL RETURNS** (years ended 12/31)



Highest Quarterly Return: 34.32% (Q2, 2020)  
 Lowest Quarterly Return: -35.09% (Q1, 2020)

**AVERAGE ANNUAL TOTAL RETURNS** (for periods ended 12/31/22)

The after-tax returns presented in the table below are calculated using highest historical individual federal marginal income tax rates and do not reflect the impact of state and local taxes. Your actual after-tax returns will depend on your specific tax situation and may differ from those shown below. After-tax returns are not relevant to investors who hold Fund Shares through tax-advantaged arrangements, such as 401(k) plans or individual retirement accounts. The returns after taxes can exceed the returns before taxes or the Index returns due to the application of foreign tax credits and/or an assumed tax benefit for a shareholder from realizing a capital loss on a sale of Fund Shares.



	One Year	Five Years	Since Inception (12/15/15)
Return Before Taxes	26.34%	11.45%	14.58%
Return After Taxes on Distributions	25.50%	10.81%	13.75%
Return After Taxes on Distributions and Sale of Fund Shares	16.11%	8.96%	11.69%
S&P BMI North American Natural Resources Index (reflects no deduction for fees, expenses or taxes other than withholding taxes on reinvested dividends)	26.07%	11.20%	14.42%
MSCI ACWI IMI Index (reflects no deduction for fees, expenses or taxes other than withholding taxes on reinvested dividends)	-18.40%	4.96%	8.12%

## PORTFOLIO MANAGEMENT

### INVESTMENT ADVISER

SSGA FM serves as the investment adviser to the Fund.

### PORTFOLIO MANAGERS

The professionals primarily responsible for the day-to-day management of the Fund are Michael Feehily, Karl Schneider, Emiliano Rabinovich and Olga Winner.

Michael Feehily, CFA, is a Senior Managing Director of the Adviser and the Head of Global Equity Beta Solutions in the Americas. He worked at the Adviser from 1997 to 2006 and rejoined in 2010. Effective March 1, 2023, Mr. Feehily will no longer serve as a portfolio manager of the Fund.

Karl Schneider, CAIA, is a Managing Director of the Adviser and Deputy Head of Global Equity Beta Solutions in the Americas. He joined the Adviser in 1997.

Emiliano Rabinovich, CFA, is a Managing Director of the Adviser and a Senior Portfolio Manager in the Global Equity Beta Solutions Group. He joined the Adviser in 2006.

Olga Winner, CFA, is a Vice President of the Adviser and a Senior Portfolio Manager in the Global Equity Beta Solutions Group. She joined the Adviser in 2007.

## PURCHASE AND SALE INFORMATION

The Fund will issue (or redeem) Fund Shares to certain institutional investors (typically market makers or other broker-dealers) only in large blocks of Fund Shares known as "Creation Units." Creation Unit transactions are conducted in exchange for the deposit or delivery of a designated portfolio of in-kind securities and/or cash.

Individual Fund Shares may only be purchased and sold on the NYSE Arca, Inc., other national securities exchanges, electronic crossing networks and other alternative trading systems through your broker-dealer at market prices. Because Fund Shares trade at market prices rather than at net asset value ("NAV"), Fund Shares may trade at a price greater than NAV (premium) or less than NAV (discount). When buying or selling Fund Shares in the secondary market, you may incur costs attributable to the difference between the highest price a buyer is willing to pay to purchase Fund Shares (bid) and the lowest price a seller is willing to accept for Fund Shares (ask) (the "bid-ask spread"). Recent information regarding the Fund's NAV, market price, premiums and discounts, and bid-ask spreads is available at <https://www.ssga.com/spdrs>.

## TAX INFORMATION

The Fund's distributions are expected to be taxed as ordinary income, qualified dividend income and/or capital gains, unless you are investing through a tax-advantaged arrangement, such as a 401(k) plan or individual retirement account. Any withdrawals made from a tax-advantaged arrangement may be taxable to you.

## PAYMENTS TO BROKER-DEALERS AND OTHER FINANCIAL INTERMEDIARIES

If you purchase Fund Shares through a broker-dealer or other financial intermediary (such as a bank), the Adviser or its affiliates may pay the financial intermediary for certain activities related to the Fund, including educational training programs, conferences, the development of technology platforms and reporting systems, or other services related to the sale or promotion of the Fund. These payments may create a conflict of interest by influencing the broker-dealer or other intermediary and your salesperson to recommend the Fund over another investment. Ask your salesperson or visit your financial intermediary's website for more information.

## ADDITIONAL STRATEGIES INFORMATION

### PRINCIPAL STRATEGIES

*General.* Please see each Fund's "The Fund's Principal Investment Strategy" section under "Fund Summaries" above for a discussion of each Fund's principal investment strategies. A Fund may invest in various types of securities and engage in various investment techniques which are not the principal focus of the Fund and therefore are not described in this Prospectus. These securities, techniques and practices, together with their risks, are described in the Statement of Additional Information (the "SAI"), which you may obtain free of charge by contacting shareholder services (see the back cover of this Prospectus for the address and phone number).

The Adviser seeks to track the performance of each Fund's Index as closely as possible (*i.e.*, obtain a high degree of correlation with the Index). A number of factors may affect a Fund's ability to achieve a high degree of correlation with its Index, and there can be no guarantee that a Fund will achieve a high degree of correlation. For example, a Fund may not be able to achieve a high degree of correlation with its Index when there are practical difficulties or substantial costs involved in compiling a portfolio of securities to follow the Index, when a security in the Index becomes temporarily illiquid, unavailable or less liquid, or legal restrictions exist that prohibit the Fund from investing in a security in the Index.

The Adviser will utilize a sampling strategy in managing the Funds. Sampling means that the Adviser uses quantitative analysis to select securities, including securities in the Index, outside of the Index and derivatives that have a similar investment profile as the relevant Index in terms of key risk factors, performance attributes and other economic characteristics. These include industry weightings, market capitalization, and other financial characteristics of securities. The quantity of holdings in a Fund will be based on a number of factors, including asset size of the Fund. In addition, from time to time, securities are added to or removed from each Index and consequently the countries represented by an Index may change, with the exception of the SPDR S&P China ETF and SPDR S&P North American Natural Resources ETF. The Adviser may sell securities that are represented in an Index, or purchase securities that are not yet represented in an Index, in anticipation of their removal from or addition to an Index. Further, the Adviser may choose to overweight securities in an Index, purchase or sell securities not in an Index, or utilize various combinations of other available techniques, in seeking to track an Index.

The Funds may invest directly in local securities or in ADRs or GDRs that trade on developed market exchanges, such as the Hong Kong Stock Exchange, the London Stock Exchange, NASDAQ, and the New York Stock Exchange ("NYSE"). The Adviser may purchase an ADR or GDR as a replacement for the actual foreign security in the applicable Index. Conversely, the Adviser may purchase the actual foreign security as a replacement for an ADR or GDR included in the applicable Index.

Certain of the Funds, as described in the SAI, have adopted a non-fundamental investment policy to invest at least 80% of their respective net assets, plus the amount of borrowings for investment purposes, in investments suggested by their respective names, measured at the time of investment. A Fund will provide shareholders with at least 60 days' notice prior to any change in this non-fundamental 80% investment policy. The Board of Trustees of the Trust (the "Board") may change a Fund's investment strategy, Index and other policies without shareholder approval, except as otherwise indicated in this Prospectus or in the SAI. The Board may also change a Fund's investment objective without shareholder approval.

### NON-PRINCIPAL STRATEGIES

*Certain Other Investments.* Each Fund may invest in structured notes (notes on which the amount of principal repayment and interest payments are based on the movement of one or more specified factors such as the movement of a particular security or index), swaps and options contracts. Swaps and options contracts and structured notes may be used by a Fund in seeking performance that corresponds to its Index and in managing cash flows. Each Fund may also enter into forward currency exchange contracts for hedging purposes or to gain exposure to certain currencies in an effort to track the composition of the applicable Index.

*Temporary Defensive Positions.* In certain situations or market conditions, a Fund may temporarily depart from its normal investment policies and strategies, provided that the alternative is consistent with the Fund's investment objective and is in the best interest of the Fund. For example, a Fund may make larger than normal investments in derivatives to maintain exposure to its Index if it is unable to invest directly in a component security.

*Borrowing Money.* Each Fund may borrow money from a bank as permitted by the Investment Company Act of 1940, as amended (“1940 Act”), or other governing statute, by the rules thereunder, or by the U.S. Securities and Exchange Commission (“SEC”) or other regulatory agency with authority over the Fund, but only for temporary or emergency purposes. The 1940 Act presently allows a Fund to borrow from any bank (including pledging, mortgaging or hypothecating assets) in an amount up to 33 1/3% of its total assets (not including temporary borrowings not in excess of 5% of its total assets). A Fund may also invest in reverse repurchase agreements or similar financing transactions. Consistent with a rule under the 1940 Act, a Fund may treat such investments as either borrowings or derivatives transactions. To the extent a Fund treats reverse repurchase agreements or similar financing transactions as borrowings, such investments will also be included in the 33 1/3% limit. Under normal circumstances, any borrowings by a Fund (including investments in reverse repurchase agreements or similar financing transactions treated as borrowings) will not exceed 10% of the Fund’s total assets.

*Lending of Securities.* Each Fund may lend its portfolio securities in an amount not to exceed 40% of the value of its net assets via a securities lending program through its securities lending agent, State Street Bank and Trust Company (“State Street” or the “Lending Agent”), to brokers, dealers and other financial institutions desiring to borrow securities to complete transactions and for other purposes. A securities lending program allows a Fund to receive a portion of the income generated by lending its securities and investing the respective collateral. A Fund will receive collateral for each loaned security which is at least equal to the market value of that security, marked to market each trading day. To the extent a Fund receives cash collateral, as of the date of this Prospectus, the Adviser expects to invest such cash collateral in a fund managed by the Adviser that invests in: a broad range of money market instruments; certificates of deposit and time deposits of U.S. and foreign banks; commercial paper and other high quality obligations of U.S. or foreign companies; asset-backed securities; mortgage-related securities; repurchase agreements; and shares of money market funds. In the securities lending program, the borrower generally has the right to vote the loaned securities; however, a Fund may call loans to vote proxies if a material issue affecting the Fund’s economic interest in the investment is to be voted upon. Security loans may be terminated at any time by a Fund.

## **ADDITIONAL RISK INFORMATION**

The following section provides information regarding the principal risks identified under “Principal Risks of Investing in the Fund” in each Fund Summary along with additional risk information.

**PRINCIPAL RISKS**

The tables below identify the principal risks of investing in each Fund.

Fund Name	<i>SPDR Bloomberg SASB Developed Markets Ex US ESG Select ETF</i>	<i>SPDR Bloomberg SASB Emerging Markets ESG Select ETF</i>	<i>SPDR Dow Jones Global Real Estate ETF</i>	<i>SPDR Dow Jones International Real Estate ETF</i>	<i>SPDR EURO STOXX 50 ETF</i>	<i>SPDR MSCI ACWI Climate Paris Aligned ETF</i>	<i>SPDR MSCI ACWI ex-US ETF</i>	<i>SPDR MSCI EAFE Fossil Fuel Reserves Free ETF</i>	<i>SPDR MSCI EAFE StrategicFactors ETF</i>
<b>Agriculture Companies Risk</b>									
<b>Concentration Risk</b>			X	X					
<b>Consumer Discretionary Sector Risk</b>					X				
<b>Counterparty Risk</b>	X	X	X	X	X	X	X	X	X
<b>Currency Risk</b>	X	X	X	X	X	X	X	X	X
<b>Depository Receipts Risk</b>	X	X	X	X		X	X	X	X
<b>Derivatives Risk</b>	X	X	X	X	X	X	X	X	X
<b>Futures Contract Risk</b>	X	X	X	X	X	X	X	X	X
<b>Dividend Paying Securities Risk</b>									
<b>Emerging Markets Risk</b>		X	X	X		X	X		
<b>Energy Sector Risk</b>									
<b>Equity Investing Risk</b>	X	X	X	X	X	X	X	X	X
<b>ESG Investing Risk</b>	X	X				X			
<b>Financial Sector Risk</b>	X	X			X	X	X	X	
<b>Fluctuation of Net Asset Value, Share Premiums and Discounts Risk</b>	X	X	X	X	X	X	X	X	X
<b>Fossil Fuel Reserves Free Ownership Risk</b>								X	
<b>Geographic Focus Risk</b>	X	X	X	X	X	X	X	X	X
<b>Asia</b>									X
<b>Asia-Pacific Region</b>		X							
<b>Australasia</b>									X
<b>Canada</b>									
<b>China</b>		X							
<b>Europe</b>	X				X		X	X	X
<b>France</b>									

Fund Name	<i>SPDR Bloomberg SASB Developed Markets Ex US ESG Select ETF</i>	<i>SPDR Bloomberg SASB Emerging Markets ESG Select ETF</i>	<i>SPDR Dow Jones Global Real Estate ETF</i>	<i>SPDR Dow Jones International Real Estate ETF</i>	<i>SPDR EURO STOXX 50 ETF</i>	<i>SPDR MSCI ACWI Climate Paris Aligned ETF</i>	<i>SPDR MSCI ACWI ex-US ETF</i>	<i>SPDR MSCI EAFE Fossil Fuel Reserves Free ETF</i>	<i>SPDR MSCI EAFE StrategicFactors ETF</i>
India									
Japan				X				X	X
Taiwan									
United Kingdom									
Health Care Sector Risk									X
Indexing Strategy/Index Tracking Risk	X	X	X	X	X	X	X	X	X
Industrial Sector Risk								X	
Infrastructure-Related Companies Risk									
Large-Capitalization Securities Risk	X	X			X	X	X	X	X
Leveraging Risk	X	X	X	X	X	X	X	X	X
Limited Track Record Risk	X	X							
Liquidity Risk	X	X	X	X	X	X	X	X	X
Low Volatility Risk									X
Market Risk	X	X	X	X	X	X	X	X	X
Materials Sector Risk									
Metals and Mining Companies Risk									
Mid-Capitalization Securities Risk	X	X				X	X	X	X
Natural Resources and Commodities Risk									
Non-Diversification Risk	X	X	X	X	X	X	X	X	X
Non-U.S. Securities Risk	X	X	X	X	X	X	X	X	X
Quality Risk									X
Real Estate Sector Risk			X	X					
REIT Risk			X	X					
Settlement Risk	X	X	X	X	X	X	X	X	X
Small-Capitalization Securities Risk									
Technology Sector Risk		X			X	X			



Fund Name	<i>SPDR Bloomberg SASB Developed Markets Ex US ESG Select ETF</i>	<i>SPDR Bloomberg SASB Emerging Markets ESG Select ETF</i>	<i>SPDR Dow Jones Global Real Estate ETF</i>	<i>SPDR Dow Jones International Real Estate ETF</i>	<i>SPDR EURO STOXX 50 ETF</i>	<i>SPDR MSCI ACWI Climate Paris Aligned ETF</i>	<i>SPDR MSCI ACWI ex-US ETF</i>	<i>SPDR MSCI EAFE Fossil Fuel Reserves Free ETF</i>	<i>SPDR MSCI EAFE StrategicFactors ETF</i>
<b>Transportation Companies Risk</b>									
<b>Unconstrained Sector Risk</b>	X	X			X	X	X	X	X
<b>Utilities Sector Risk</b>									
<b>Valuation Risk</b>	X	X	X	X		X	X	X	X
<b>Value Stock Risk</b>									X

Fund Name	<i>SPDR MSCI Emerging Markets Fossil Fuel Reserves Free ETF</i>	<i>SPDR MSCI Emerging Markets StrategicFactors ETF</i>	<i>SPDR MSCI World StrategicFactors ETF</i>	<i>SPDR Portfolio Developed World ex-US ETF</i>	<i>SPDR Portfolio Emerging Markets ETF</i>	<i>SPDR Portfolio Europe ETF</i>	<i>SPDR Portfolio MSCI Global Stock Market ETF</i>	<i>SPDR S&amp;P China ETF</i>	<i>SPDR S&amp;P Emerging Asia Pacific ETF</i>
<b>Agriculture Companies Risk</b>									
<b>Concentration Risk</b>									
<b>Consumer Discretionary Sector Risk</b>								X	X
<b>Counterparty Risk</b>	X	X	X	X	X	X	X	X	X
<b>Currency Risk</b>	X	X	X	X	X	X	X	X	X
<b>Depository Receipts Risk</b>	X	X	X	X	X		X	X	X
<b>Derivatives Risk</b>	X	X	X	X	X	X	X	X	X
<b>Futures Contract Risk</b>	X	X	X	X	X	X	X	X	X
<b>Dividend Paying Securities Risk</b>									
<b>Emerging Markets Risk</b>	X	X			X		X	X	X
<b>Energy Sector Risk</b>									
<b>Equity Investing Risk</b>	X	X	X	X	X	X	X	X	X
<b>ESG Investing Risk</b>									
<b>Financial Sector Risk</b>	X	X		X	X	X		X	X
<b>Fluctuation of Net Asset Value, Share Premiums and Discounts Risk</b>	X	X	X	X	X	X	X	X	X
<b>Fossil Fuel Reserves Free Ownership Risk</b>	X								
<b>Geographic Focus Risk</b>	X	X	X	X	X	X	X	X	X
<b>Asia</b>									
<b>Asia-Pacific Region</b>									X
<b>Australasia</b>									
<b>Canada</b>									
<b>China</b>	X	X			X			X	X
<b>Europe</b>				X		X			
<b>France</b>						X			
<b>India</b>		X			X				X
<b>Japan</b>				X					

Fund Name	<i>SPDR MSCI Emerging Markets Fossil Fuel Reserves Free ETF</i>	<i>SPDR MSCI Emerging Markets StrategicFactors ETF</i>	<i>SPDR MSCI World StrategicFactors ETF</i>	<i>SPDR Portfolio Developed World ex-US ETF</i>	<i>SPDR Portfolio Emerging Markets ETF</i>	<i>SPDR Portfolio Europe ETF</i>	<i>SPDR Portfolio MSCI Global Stock Market ETF</i>	<i>SPDR S&amp;P China ETF</i>	<i>SPDR S&amp;P Emerging Asia Pacific ETF</i>
Taiwan									X
United Kingdom						X			
Health Care Sector Risk			X						
Indexing Strategy/Index Tracking Risk	X	X	X	X	X	X	X	X	X
Industrial Sector Risk				X		X			
Infrastructure-Related Companies Risk									
Large-Capitalization Securities Risk	X	X	X			X			
Leveraging Risk	X	X	X	X	X	X	X	X	X
Limited Track Record Risk									
Liquidity Risk	X	X	X	X	X	X	X	X	X
Low Volatility Risk		X	X						
Market Risk	X	X	X	X	X	X	X	X	X
Materials Sector Risk									
Metals and Mining Companies Risk									
Mid-Capitalization Securities Risk	X	X	X						
Natural Resources and Commodities Risk									
Non-Diversification Risk	X	X	X	X	X	X	X	X	X
Non-U.S. Securities Risk	X	X	X	X	X	X	X	X	X
Quality Risk		X	X						
Real Estate Sector Risk									
REIT Risk									
Settlement Risk	X	X	X	X	X	X	X	X	X
Small-Capitalization Securities Risk									
Technology Sector Risk	X	X	X				X		X
Transportation Companies Risk									
Unconstrained Sector Risk	X	X	X	X	X	X	X	X	X
Utilities Sector Risk									

Fund Name	<i>SPDR MSCI Emerging Markets Fossil Fuel Reserves Free ETF</i>	<i>SPDR MSCI Emerging Markets StrategicFactors ETF</i>	<i>SPDR MSCI World StrategicFactors ETF</i>	<i>SPDR Portfolio Developed World ex-US ETF</i>	<i>SPDR Portfolio Emerging Markets ETF</i>	<i>SPDR Portfolio Europe ETF</i>	<i>SPDR Portfolio MSCI Global Stock Market ETF</i>	<i>SPDR S&amp;P China ETF</i>	<i>SPDR S&amp;P Emerging Asia Pacific ETF</i>
<b>Valuation Risk</b>	X	X	X		X		X	X	X
<b>Value Stock Risk</b>		X	X						

Fund Name	<i>SPDR S&amp;P Emerging Markets Dividend ETF</i>	<i>SPDR S&amp;P Emerging Markets Small Cap ETF</i>	<i>SPDR S&amp;P Global Dividend ETF</i>	<i>SPDR S&amp;P Global Infrastructure ETF</i>	<i>SPDR S&amp;P Global Natural Resources ETF</i>	<i>SPDR S&amp;P International Dividend ETF</i>	<i>SPDR S&amp;P International Small Cap ETF</i>	<i>SPDR S&amp;P North American Natural Resources ETF</i>
Agriculture Companies Risk					X			X
Concentration Risk				X	X			X
Consumer Discretionary Sector Risk								
Counterparty Risk	X	X	X	X	X	X	X	X
Currency Risk	X	X	X	X	X	X	X	X
Depository Receipts Risk	X	X	X	X	X	X	X	X
Derivatives Risk	X	X	X	X	X	X	X	X
Futures Contract Risk	X	X	X	X	X	X	X	X
Dividend Paying Securities Risk	X		X			X		
Emerging Markets Risk	X	X	X	X	X	X		
Energy Sector Risk				X	X			X
Equity Investing Risk	X	X	X	X	X	X	X	X
ESG Investing Risk								
Financial Sector Risk	X		X			X		
Fluctuation of Net Asset Value, Share Premiums and Discounts Risk	X	X	X	X	X	X	X	X
Fossil Fuel Reserves Free Ownership Risk								
Geographic Focus Risk	X	X	X	X	X	X	X	X
Asia								
Asia-Pacific Region								
Australasia								
Canada			X					X
China	X	X						
Europe						X		
France								
India		X						
Japan						X	X	
Taiwan	X	X						
United Kingdom					X			
Health Care Sector Risk								



Fund Name	<i>SPDR S&amp;P Emerging Markets Dividend ETF</i>	<i>SPDR S&amp;P Emerging Markets Small Cap ETF</i>	<i>SPDR S&amp;P Global Dividend ETF</i>	<i>SPDR S&amp;P Global Infrastructure ETF</i>	<i>SPDR S&amp;P Global Natural Resources ETF</i>	<i>SPDR S&amp;P International Dividend ETF</i>	<i>SPDR S&amp;P International Small Cap ETF</i>	<i>SPDR S&amp;P North American Natural Resources ETF</i>
Indexing Strategy/Index Tracking Risk	X	X	X	X	X	X	X	X
Industrial Sector Risk							X	
Infrastructure-Related Companies Risk				X				
Large-Capitalization Securities Risk								X
Leveraging Risk	X	X	X	X	X	X	X	X
Limited Track Record Risk								
Liquidity Risk	X	X	X	X	X	X	X	X
Low Volatility Risk								
Market Risk	X	X	X	X	X	X	X	X
Materials Sector Risk								X
Metals and Mining Companies Risk					X			X
Mid-Capitalization Securities Risk								X
Natural Resources and Commodities Risk					X			X
Non-Diversification Risk	X	X	X	X	X	X	X	X
Non-U.S. Securities Risk	X	X	X	X	X	X	X	X
Quality Risk								
Real Estate Sector Risk						X		
REIT Risk								
Settlement Risk	X	X	X	X	X	X	X	X
Small-Capitalization Securities Risk		X					X	
Technology Sector Risk	X	X						
Transportation Companies Risk				X				
Unconstrained Sector Risk	X	X	X			X	X	
Utilities Sector Risk			X	X		X		
Valuation Risk	X	X	X	X	X	X	X	X
Value Stock Risk								

*Agriculture Companies Risk.* Economic forces, including forces affecting agricultural markets, as well as government policies and regulations affecting agriculture companies, could adversely impact a Fund's investments. Agricultural and livestock production and trade flows are significantly affected by government policies and regulations. Governmental policies affecting agriculture companies, such as taxes, tariffs, duties, subsidies and import and export restrictions on agricultural commodities, commodity products and livestock, can influence agriculture company profitability, the planting/raising of certain crops/livestock versus other uses of resources, the location and size of crop and livestock production, whether unprocessed or processed commodity products are traded and the volume and types of imports and exports. In addition, agriculture companies must comply with a broad range of environmental laws and regulations. Additional or more stringent environmental laws and regulations may be enacted in the future and such changes could have a material adverse effect on the business of such companies. In addition, agricultural and livestock businesses may be significantly affected by adverse weather, pollution and/or disease which could limit or halt production.

*Concentration Risk.* A Fund's assets may be concentrated in an industry or group of industries, but only to the extent that the Fund's underlying Index concentrates in a particular industry or group of industries. When a Fund focuses its investments in a particular industry or sector, financial, economic, business, and other developments affecting issuers in that industry, market, or economic sector will have a greater effect on the Fund than if it had not focused its assets in that industry, market, or economic sector, which may increase the volatility of the Fund.

*Consumer Discretionary Sector Risk.* The success of consumer product manufacturers and retailers is tied closely to the performance of the overall global economy, interest rates, competition and consumer confidence. Success depends heavily on disposable household income and consumer spending. Also, companies in the consumer discretionary sector may be subject to severe competition, which may have an adverse impact on their respective profitability. Changes in demographics and consumer tastes can also affect the demand for, and success of, consumer products and services in the marketplace.

*Counterparty Risk.* A Fund will be subject to credit risk with respect to the counterparties with which the Fund enters into derivatives contracts and other transactions such as repurchase agreements or reverse repurchase agreements. A Fund's ability to profit from these types of investments and transactions will depend on the willingness and ability of its counterparty to perform its obligations. If a counterparty fails to meet its contractual obligations, a Fund may be unable to terminate or realize any gain on the investment or transaction, resulting in a loss to the Fund. A Fund may experience significant delays in obtaining any recovery in an insolvency, bankruptcy, or other reorganization proceeding involving its counterparty (including recovery of any collateral posted by it) and may obtain only a limited recovery or may obtain no recovery in such circumstances. If a Fund holds collateral posted by its counterparty, it may be delayed or prevented from realizing on the collateral in the event of a bankruptcy or insolvency proceeding relating to the counterparty. Under applicable law or contractual provisions, including if a Fund enters into an investment or transaction with a financial institution and such financial institution (or an affiliate of the financial institution) experiences financial difficulties, then the Fund may in certain situations be prevented or delayed from exercising its rights to terminate the investment or transaction, or to realize on any collateral and may result in the suspension of payment and delivery obligations of the parties under such investment or transactions or in another institution being substituted for that financial institution without the consent of the Fund. Further, a Fund may be subject to "bail-in" risk under applicable law whereby, if required by the financial institution's authority, the financial institution's liabilities could be written down, eliminated or converted into equity or an alternative instrument of ownership. A bail-in of a financial institution may result in a reduction in value of some or all of its securities and, if a Fund holds such securities or has entered into a transaction with such a financial security when a bail-in occurs, such Fund may also be similarly impacted.

*Currency Risk.* Investments in issuers in different countries are often denominated in currencies other than the U.S. dollar. Changes in the values of those currencies relative to the U.S. dollar may have a positive or negative effect on the values of a Fund's investments denominated in those currencies. The values of other currencies relative to the U.S. dollar may fluctuate in response to, among other factors, interest rate changes, intervention (or failure to intervene) by national governments, central banks, or supranational entities such as the International Monetary Fund, the imposition of currency controls, and other political or regulatory developments. Currency values can decrease significantly both in the short term and over the long term in response to these and other developments. Continuing uncertainty as to the status of the Euro and the Economic and Monetary Union of the European Union (the "EMU")

has created significant volatility in currency and financial markets generally. Any partial or complete dissolution of the EMU, or any continued uncertainty as to its status, could have significant adverse effects on currency and financial markets, and on the values of a Fund's portfolio investments.

*Depository Receipts Risk.* American Depositary Receipts ("ADRs") are typically trust receipts issued by a U.S. bank or trust company that evidence an indirect interest in underlying securities issued by a foreign entity. Global Depositary Receipts ("GDRs"), European Depositary Receipts ("EDRs"), and other types of depository receipts are typically issued by non-U.S. banks or financial institutions to evidence an interest in underlying securities issued by either a U.S. or a non-U.S. entity. Investments in non-U.S. issuers through ADRs, GDRs, EDRs, and other types of depository receipts generally involve risks applicable to other types of investments in non-U.S. issuers. Investments in depository receipts may be less liquid and more volatile than the underlying securities in their primary trading market. If a depository receipt is denominated in a different currency than its underlying securities, a Fund will be subject to the currency risk of both the investment in the depository receipt and the underlying security. There may be less publicly available information regarding the issuer of the securities underlying a depository receipt than if those securities were traded directly in U.S. securities markets. Depository receipts may or may not be sponsored by the issuers of the underlying securities, and information regarding issuers of securities underlying unsponsored depository receipts may be more limited than for sponsored depository receipts. The values of depository receipts may decline for a number of reasons relating to the issuers or sponsors of the depository receipts, including, but not limited to, insolvency of the issuer or sponsor. Holders of depository receipts may have limited or no rights to take action with respect to the underlying securities or to compel the issuer of the receipts to take action. The prices of depository receipts may differ from the prices of securities upon which they are based. To the extent a Fund invests in depository receipts based on securities included in its Index, such differences in prices may increase index tracking risk.

*Derivatives Risk.* A derivative is a financial contract the value of which depends on, or is derived from, the value of an underlying asset, interest rate, or index. Derivative transactions typically involve leverage and may have significant volatility. It is possible that a derivative transaction will result in a loss greater than the principal amount invested, and a Fund may not be able to close out a derivative transaction at a favorable time or price. Risks associated with derivative instruments include potential changes in value in response to interest rate changes or other market developments or as a result of the counterparty's credit quality; the potential for the derivative transaction not to have the effect the Adviser anticipated or a different or less favorable effect than the Adviser anticipated; the failure of the counterparty to the derivative transaction to perform its obligations under the transaction or to settle a trade; possible mispricing or improper valuation of the derivative instrument; imperfect correlation in the value of a derivative with the asset, rate, or index underlying the derivative; the risk that a Fund may be required to post collateral or margin with its counterparty, and will not be able to recover the collateral or margin in the event of the counterparty's insolvency or bankruptcy; the risk that a Fund will experience losses on its derivatives investments and on its other portfolio investments, even when the derivatives investments may be intended in part or entirely to hedge those portfolio investments; the risks specific to the asset underlying the derivative instrument; lack of liquidity for the derivative instrument, including, without limitation, absence of a secondary trading market; the potential for reduced returns to a Fund due to losses on the transaction and an increase in volatility; the potential for the derivative transaction to have the effect of accelerating the recognition of gain; and legal risks arising from the documentation relating to the derivative transaction.

*Futures Contract Risk.* The risk of loss relating to the use of futures contracts is potentially unlimited. The ability to establish and close out positions in futures contracts will be subject to the development and maintenance of a liquid secondary market. There is no assurance that a liquid secondary market on an exchange will exist for any particular futures contract or at any particular time. In the event no such market exists, it might not be possible to effect closing transactions, and a Fund will be unable to terminate the futures contract. In using futures contracts, a Fund will be reliant on the ability of the Adviser to predict market and price movements correctly; the skills needed to use such futures contracts successfully are different from those needed for traditional portfolio management. If a Fund uses futures contracts for hedging purposes, there is a risk of imperfect correlation between movements in the prices of the futures contracts and movements in the securities or index underlying the futures contracts or movements in the prices of the Fund's investments that are the subject of such hedge. The prices of futures contracts, for a number of reasons, may not correlate perfectly with movements in the securities or index underlying them. For example, participants in the futures markets are subject to margin deposit requirements. Such requirements may cause investors to take actions with respect to their futures positions that they would not otherwise take. The margin requirements in the futures markets may be less onerous than margin requirements in

the securities markets in general, and as a result those markets may attract more speculators than the securities markets do. Increased participation by speculators in those markets may cause temporary price distortions. Due to the possibility of price distortion, even a correct forecast of general market trends by the Adviser still may not result in a successful futures activity over a very short time period. The risk of a position in a futures contract may be very large compared to the relatively low level of margin a Fund is required to deposit. A Fund will typically be required to post margin with its futures commission merchant in connection with its transactions in futures contracts. In many cases, a relatively small price movement in a futures contract may result in immediate and substantial loss or gain to the investor relative to the size of a required margin deposit. A Fund will incur brokerage fees in connection with its futures transactions. In the event of an insolvency of the futures commission merchant or a clearing house, a Fund may not be able to recover all (or any) of the margin it has posted with the futures commission merchant, or to realize the value of any increase in the price of its positions, or it may experience a significant delay in doing so. The Commodity Futures Trading Commission (the "CFTC") and the various exchanges have established limits referred to as "speculative position limits" on the maximum net long or net short positions that any person and certain affiliated entities may hold or control in a particular futures contract. In addition, federal position limits apply to swaps that are economically equivalent to futures contracts that are subject to CFTC-set speculative limits. All positions owned or controlled by the same person or entity, even if in different accounts, must be aggregated for purposes of complying with position limits. It is possible that the positions of different clients managed by the Adviser may be aggregated for this purpose. Therefore, the trading decisions of the Adviser may have to be modified and positions held by a Fund liquidated in order to avoid exceeding such limits. The modification of investment decisions or the elimination of open positions, if it occurs, may adversely affect the performance of a Fund. A violation of position limits could also lead to regulatory action materially adverse to a Fund's investment strategy. In addition, exchanges may establish accountability levels applicable to a futures contract instead of position limits, provided that the futures contract is not subject to federal position limits. An exchange may order a person who holds or controls a position in excess of a position accountability level not to further increase its position, to comply with any prospective limit that exceeds the size of the position owned or controlled, or to reduce any open position that exceeds the position accountability level if the exchange determines that such action is necessary to maintain an orderly market. Position accountability levels could adversely affect a Fund's ability to establish and maintain positions in commodity futures contracts to which such levels apply, if the Fund were to trade in such contracts, and a Fund's ability to achieve its investment objective.

Futures contracts traded on markets outside the U.S. are not generally subject to the same level of regulation by the CFTC or other U.S. regulatory entities as contracts traded in the U.S., including without limitation as to the execution, delivery, and clearing of transactions. U.S. regulators neither regulate the activities of a foreign exchange, nor have the power to compel enforcement of the rules of the foreign exchange or the laws of the foreign country in question. Margin and other payments made by a Fund may not be afforded the same protections as are afforded those payments in the U.S., including in connection with the insolvency of an executing or clearing broker or a clearinghouse or exchange. Certain foreign futures contracts may be less liquid and more volatile than U.S. contracts.

*Dividend-Paying Securities Risk.* Securities that pay dividends, as a group, can fall out of favor with the market, causing such companies to underperform companies that do not pay dividends. In addition, changes in the dividend policies of the companies held by a Fund or the capital resources available for such company's dividend payments may adversely affect the Fund.

*Emerging Markets Risk.* Investments in emerging markets are generally subject to a greater risk of loss than investments in developed markets. This may be due to, among other things, the possibility of greater market volatility, lower trading volume and liquidity, greater risk of expropriation, nationalization, and social, political and economic instability, greater reliance on a few industries, international trade or revenue from particular commodities, less developed accounting, legal and regulatory systems, higher levels of inflation, deflation or currency devaluation, greater risk of market shut down, and more significant governmental limitations on investment policy as compared to those typically found in a developed market. There may be limited legal rights and remedies for investors in companies domiciled in emerging markets. In addition, issuers (including governments) in emerging market countries may have less financial stability than in other countries. The securities of emerging market companies may trade less frequently and in smaller volumes than more widely held securities. Market disruptions or substantial market corrections may limit very significantly the liquidity of securities of certain companies in a particular country or geographic region, or of all

companies in the country or region. A Fund may be unable to liquidate its positions in such securities at any time, or at a favorable price, in order to meet the Fund's obligations. There is also the potential for unfavorable action such as embargo and acts of war. As a result, there will tend to be an increased risk of price volatility in investments in emerging market countries, which may be magnified by currency fluctuations relative to the U.S. dollar. Settlement and asset custody practices for transactions in emerging markets may differ from those in developed markets. Such differences may include possible delays in settlement and certain settlement practices, such as delivery of securities prior to receipt of payment, which increase the likelihood of a "failed settlement." Failed settlements can result in losses. For these and other reasons, investments in emerging markets are often considered speculative.

*Energy Sector Risk.* Issuers in energy-related industries can be significantly affected by fluctuations in energy prices and supply and demand of energy fuels caused by geopolitical events, energy conservation or use of alternative fuel sources, the success of exploration projects, weather or meteorological events, taxes, increased governmental or environmental regulation, resource depletion, rising interest rates, declines in domestic or foreign production, accidents or catastrophic events, or terrorist threats or attacks, among others. Markets for various energy-related commodities can have significant volatility, and are subject to control or manipulation by large producers or purchasers. Companies in the energy sector may need to make substantial expenditures, and to incur significant amounts of debt, in order to maintain or expand their reserves through exploration of new sources of supply, through the development of existing sources, through acquisitions, or through long-term contracts to acquire reserves. Factors adversely affecting producers, refiners, distributors, or others in the energy sector may affect adversely companies that service or supply those entities, either because demand for those services or products is curtailed, or those services or products come under price pressure.

*Equity Investing Risk.* The market prices of equity securities owned by a Fund may go up or down, sometimes rapidly or unpredictably. The value of a security may decline for a number of reasons that may directly relate to the issuer, such as management performance, financial leverage, non-compliance with regulatory requirements, and reduced demand for the issuer's goods or services. The values of equity securities also may decline due to general industry or market conditions that are not specifically related to a particular company, such as real or perceived adverse economic conditions, changes in the general outlook for corporate earnings, changes in interest or currency rates, or adverse investor sentiment generally. In addition, equity markets tend to move in cycles, which may cause stock prices to fall over short or extended periods of time.

*ESG Investing Risk.* An Index's incorporation of environmental, social and/or governance considerations in its methodology may cause a Fund to make different investments than funds that do not incorporate such considerations in their investment strategy or processes. An Index's incorporation of ESG considerations may affect a Fund's exposure to certain sectors and/or types of investments, and may adversely impact a Fund's performance depending on whether such sectors or investments are in or out of favor in the market. In addition, a Fund's investments in certain companies may be susceptible to various factors that may impact their businesses or operations, including costs associated with government budgetary constraints that impact publicly funded projects and clean energy initiatives, the effects of general economic conditions throughout the world, increased competition from other providers of services, unfavorable tax laws or accounting policies and high leverage. Each Index methodology incorporates data and scores provided by third parties, which may be unavailable or limited for certain issuers and/or only take into account one or a few of many ESG related components of portfolio companies. In instances where data or scores are unavailable or limited, (i) an Index may include, and the corresponding Fund may therefore hold, securities of companies that otherwise would not be included or held if data or scores were available or more complete, or (ii) an Index, and therefore the corresponding Fund, may exclude securities of companies that otherwise would have been included or held if data or scores were available or more complete. In addition, ESG information and scores across third party data providers, indexes and other funds may differ and/or be incomparable. To the extent circumstances evolve in between reconstitutions, an Index may include, and the corresponding Fund may therefore hold for a period of time, securities of companies that do not align with the Fund's ESG-related objectives and/or criteria. A Fund may invest in companies that do not reflect the beliefs and values of any particular investor.

*Financial Sector Risk.* Financial services companies are subject to extensive governmental regulation, which may limit both the amounts and types of loans and other financial commitments they can make, the interest rates and fees they can charge, the scope of their activities, the prices they can charge and the amount of capital they must maintain. Profitability is largely dependent on the availability and cost of capital funds and can fluctuate significantly when interest rates change or due to increased competition. In addition, deterioration of the credit markets generally may



cause an adverse impact in a broad range of markets, including U.S. and international credit and interbank money markets generally, thereby affecting a wide range of financial institutions and markets. Certain events in the financial sector may cause an unusually high degree of volatility in the financial markets, both domestic and foreign, and cause certain financial services companies to incur large losses. Securities of financial services companies may experience a dramatic decline in value when such companies experience substantial declines in the valuations of their assets, take action to raise capital (such as the issuance of debt or equity securities), or cease operations. Credit losses resulting from financial difficulties of borrowers and financial losses associated with investment activities can negatively impact the sector. Insurance companies may be subject to severe price competition. Adverse economic, business or political developments could adversely affect financial institutions engaged in mortgage finance or other lending or investing activities directly or indirectly connected to the value of real estate.

*Fluctuation of Net Asset Value, Share Premiums and Discounts Risk.* The net asset value of Fund Shares will generally fluctuate with changes in the market value of a Fund's securities holdings. The market prices of Fund Shares will generally fluctuate in accordance with changes in a Fund's net asset value and supply and demand of Fund Shares on the Exchange. It cannot be predicted whether Fund Shares will trade below, at or above their net asset value. Price differences may be due, in large part, to the fact that supply and demand forces at work in the secondary trading market for Fund Shares will be closely related to, but not identical to, the same forces influencing the prices of the securities of an Index trading individually or in the aggregate at any point in time. The market prices of Fund Shares may deviate significantly from the net asset value of Fund Shares during periods of market volatility. However, given that Fund Shares can be created and redeemed in Creation Units (unlike shares of many closed-end funds, which frequently trade at appreciable discounts from, and sometimes at premiums to, their net asset value), the Adviser believes that large discounts or premiums to the net asset value of Fund Shares should not be sustained over long periods. While the creation/redemption feature is designed to make it likely that Fund Shares normally will trade close to a Fund's net asset value, disruptions to creations and redemptions or market volatility may result in trading prices that differ significantly from such Fund's net asset value. If an investor purchases Fund Shares at a time when the market price is at a premium to the net asset value of Fund Shares or sells at a time when the market price is at a discount to the net asset value of Fund Shares, then the investor may sustain losses.

*Fossil Fuel Reserves Free Ownership Risk.* The returns on a portfolio of securities that seeks to exclude companies that own fossil fuel reserves may trail the returns on a portfolio of securities that includes companies that own fossil fuel reserves. Investing in a portfolio of securities of companies that do not own fossil fuel reserves may affect a Fund's exposure to certain types of investments and may impact the Fund's relative investment performance depending on whether such investments are in or out of favor in the market.

*Geographic Focus Risk.* The performance of a fund that is less diversified across countries or geographic regions will be closely tied to market, currency, economic, political, environmental, or regulatory conditions and developments in the countries or regions in which the fund invests, and may be more volatile than the performance of a more geographically-diversified fund.

*Asia.* Certain Asian economies have experienced high inflation, high unemployment, currency devaluations and restrictions, and over-extension of credit. Many Asian economies have experienced rapid growth and industrialization, and there is no assurance that this growth rate will be maintained. Economic events in any one Asian country may have a significant economic effect on the entire Asian region, as well as on major trading partners outside Asia. Any adverse event in the Asian markets may have a significant adverse effect on some or all of the economies of the countries in which a Fund invests. Many Asian countries are subject to political risk, including corruption and regional conflict with neighboring countries. In addition, many Asian countries are subject to social and labor risks associated with demands for improved political, economic and social conditions. These risks, among others, may adversely affect the value of a Fund's investments.

*Asia-Pacific Region.* Investments in securities of issuers in Asia-Pacific countries involve risks that are specific to the Asia-Pacific region, including certain legal, regulatory, political and economic risks. The Asia-Pacific region encompasses many different countries and the level of development of the economies of such countries varies significantly. Certain of the region's economies may be exposed to high inflation rates, undeveloped financial services sectors, and heavy reliance on international trade. Some economies in this region are dependent on a range of commodities, and are strongly affected by international commodity prices and particularly vulnerable to price changes for these products. In addition, certain Asia-Pacific countries have experienced, and may continue to

experience, expropriation and/or nationalization of assets, confiscatory taxation, political instability, armed conflict and social instability as a result of religious, ethnic, socio-economic and/or political unrest. Certain countries may also experience currency devaluations or restrictions and deteriorating economic conditions may result in significant downturns and increased volatility in the economies of countries of the region, as it has in the past. The countries in the Asia-Pacific region are significantly intertwined and adverse economic events in any one country may have a significant economic effect on the entire region, as well as on major trading partners outside the Asia-Pacific region.

*Australasia.* The economies of Australasia are dependent on exports from the agricultural and mining sectors. This makes Australasian economies susceptible to fluctuations in the commodity markets. Australasian economies are also increasingly dependent on their growing service industries. Because the economies of Australasia are dependent on the economies of Asia, Europe and the United States as key trading partners and investors, reduction in spending by any of these trading partners on Australasian products and services, or negative changes in any of these economies, may cause an adverse impact on some or all of the Australasian economies.

*Canada.* The Canadian economy is heavily dependent on relationships with certain key trading partners. The United States is Canada's largest trading and investment partner, and the Canadian economy is significantly affected by developments in the U.S. economy. Since the implementation of certain intergovernmental measures agreed upon by Canada (including the North American Free Trade Agreement ("NAFTA")), the United States and Mexico, total two-way merchandise trade between the United States and Canada has increased significantly. However, political developments, including the implementation of tariffs by the U.S. and the renegotiation of NAFTA in the form of the United States-Mexico-Canada Agreement, which replaced NAFTA on July 1, 2020, could have a material adverse impact on the Canadian economy, which could impact the value of the securities whose value is linked to the Canadian economy. In addition, any downturn in U.S. or Mexican economic activity is likely to have an adverse impact on the Canadian economy. The Canadian economy is also dependent upon external trade with other key trading partners, including China and the European Union. In addition, Canada is a large supplier of natural resources (e.g., oil, natural gas and agricultural products). As a result, the Canadian economy is sensitive to fluctuations in certain commodity prices.

*China.* The economy of China differs, often unfavorably, from the U.S. economy in such respects as structure, general development, government involvement, wealth distribution, rate of inflation, growth rate, allocation of resources and capital reinvestment, among others. Under China's political and economic system, the central government has historically exercised substantial control over virtually every sector of the Chinese economy through administrative regulation and/or state ownership. Since 1978, the Chinese government has been, and is expected to continue, reforming its economic policies, which has resulted in less direct central and local government control over the business and production activities of Chinese enterprises and companies. Notwithstanding the economic reforms instituted by the Chinese government and the Chinese Communist Party, actions of the Chinese central and local government authorities continue to have a substantial effect on economic conditions in China, which could affect the public and private sector companies in which a Fund invests. In the past, the Chinese government has from time to time taken actions that influence the prices at which certain goods may be sold, encourage companies to invest or concentrate in particular industries, induce mergers between companies in certain industries and induce private companies to publicly offer their securities to increase or continue the rate of economic growth, control the rate of inflation or otherwise regulate economic expansion. It may do so in the future as well. The Chinese government also may intervene or seek to control the operations, structure, or ownership of Chinese companies, including with respect to foreign investors of such companies. Such actions and a variety of other centrally planned or determined activities by the Chinese government could have a significant adverse effect on economic conditions in China, the economic prospects for, and the market prices and liquidity of, the securities of Chinese companies and the payments of dividends and interest by Chinese companies. In addition, expropriation, including nationalization, confiscatory taxation, political, economic or social instability or other developments could adversely affect and significantly diminish the values of the Chinese companies in which a Fund invests. International trade tensions may arise from time to time which can result in trade tariffs, embargoes, trade limitations, trade wars and other negative consequences. These consequences may trigger a reduction in international trade, the oversupply of certain manufactured goods, substantial price reductions of goods and possible failure of individual companies and/or large segments of China's export industry with a potentially severe negative impact to a Fund. A Fund may invest in shares of Chinese companies traded on

stock markets in Mainland China or Hong Kong. These stock markets have recently experienced high levels of volatility, which may continue in the future. The Hong Kong stock market may behave differently from the Mainland China stock market and there may be little to no correlation between the performance of the Hong Kong stock market and the Mainland China stock market.

A Fund may also gain investment exposure to certain Chinese companies through variable interest entity (“VIE”) structures. Such investments are subject to the investment risks associated with the Chinese-based company. The VIE structure enables foreign investors, such as a Fund, to obtain investment exposure to a Chinese company in situations in which the Chinese government has limited or prohibited non-Chinese ownership of such company. The VIE structure does not involve direct equity ownership in a China-based company, but rather involves claims to the China-based company’s profits and control of the assets that belong to the China-based company through contractual arrangements. Intervention by the Chinese government with respect to the VIE structure could significantly affect the Chinese operating company’s performance and thus, the value of a Fund’s investment through a VIE structure, as well as the enforceability of the contractual arrangements of the VIE structure. In the event of such an occurrence, a Fund, as a foreign investor, may have little or no legal recourse. In addition to the risk of government intervention, investments through a VIE structure are subject to the risk that the China-based company (or its officers, directors, or Chinese equity owners) may breach the contractual arrangements, or Chinese law changes in a way that adversely affects the enforceability of the arrangements, or the contracts are otherwise not enforceable under Chinese law, in which case a Fund may suffer significant losses on its investments through a VIE structure with little or no recourse available.

From time to time, certain of the companies comprising the Index may operate in, or have dealings with, countries subject to sanctions or embargoes imposed by the U.S. government and the United Nations and/or in countries identified by the U.S. government as state sponsors of terrorism. One or more of these companies may be subject to constraints under U.S. law or regulations which could negatively affect the company’s performance. Additionally, one or more of these companies may suffer damage to its reputation if it is identified as a company which invests or deals with countries which are identified by the U.S. government as state sponsors of terrorism or subject to sanctions. As an investor in such companies, a Fund will be indirectly subject to these risks.

*Europe.* The Economic and Monetary Union of the EU requires compliance with restrictions on inflation rates, deficits, interest rates, debt levels and fiscal and monetary controls, each of which may significantly affect every country in Europe. Decreasing imports or exports, changes in governmental or EU regulations on trade, changes in the exchange rate of the euro (the common currency of certain EU countries), the default or threat of default by an EU member country on its sovereign debt, and/or an economic recession in an EU member country may have a significant adverse effect on the economies of EU member countries and their trading partners. The European financial markets have recently experienced volatility and adverse trends due to concerns about economic downturns or rising government debt levels in several European countries, including Greece, Ireland, Italy, Portugal and Spain. These events have adversely affected the exchange rate of the euro and may continue to significantly affect every country in Europe, including countries that do not use the euro.

Responses to the financial problems by European governments, central banks and others, including austerity measures and reforms, may not produce the desired results, may result in social unrest and may limit future growth and economic recovery or have other unintended consequences. Further defaults or restructurings by governments and other entities of their debt could have additional adverse effects on economies, financial markets and asset valuations around the world. In addition, one or more countries may abandon the euro and/or withdraw from the EU. For example, on January 31, 2020, the United Kingdom formally withdrew from the EU (commonly referred to as “Brexit”) and, after a transition period, left the EU single market and customs union under the terms of a new trade agreement on December 31, 2020. The agreement governs the new relationship between the United Kingdom and EU with respect to trading goods and services, but critical aspects of the relationship remain unresolved and subject to further negotiation and agreement. The full scope and nature of the consequences of the exit are not at this time known and are unlikely to be known for a significant period of time. It is also unknown whether the United Kingdom’s exit will increase the likelihood of other countries also departing the EU. Any exits from the EU, or the possibility of such exits, may have a significant impact on the United Kingdom, Europe, and global economies, which may result in increased volatility and illiquidity, new legal and regulatory uncertainties and potentially lower economic growth for such economies that could potentially have an adverse effect on the value of the Fund’s investments. In addition, a number of countries in Europe have suffered terrorist attacks and additional

attacks may occur in the future. Such attacks may cause uncertainty in financial markets and may adversely affect the performance of the issuers to which the Fund has exposure.

*France.* The French economy is dependent to a significant extent on the economies of certain key trading partners, including Germany and other Western European countries. External demand for French exports is expected to be negatively impacted by the United Kingdom's departure from the EU. Reduction in spending on French products and services, or changes in any of the economies of trading partners may have an adverse impact on the French economy. The French economy is dependent on exports from the agricultural sector. Leading agricultural exports include dairy products, meat, wine, fruit and vegetables, and fish. As a result, the French economy is susceptible to fluctuations in demand for agricultural products. In addition, France has been a target of terrorism in the past. Acts of terrorism in France or against French interests abroad may cause uncertainty in the French financial markets and adversely affect the performance of the issuers to which a Fund has exposure.

*India.* The securities markets in India are comparatively underdeveloped and may subject the Fund to greater uncertainty than investments in more developed securities markets. Investments in Indian issuers may involve greater potential for loss than investments in securities of issuers in developed countries. In comparison to the United States and other developed countries, investments in Indian issuers may be susceptible to greater political and legal uncertainty, government control over the economy, and currency fluctuations. Further, the Indian economy may be based on only a few industries and may be heavily dependent upon trading with key partners. Investing in India involves risk of loss due to expropriation, nationalization, confiscation of assets and property or the abrupt imposition of restrictions on foreign investments and repatriation of capital already invested. Additionally, ethnic and religious tensions could result in economic or social instability in India.

*Japan.* The growth of Japan's economy has historically lagged that of its Asian neighbors and other major developed economies. The Japanese economy is heavily dependent on international trade and has been adversely affected by trade tariffs, other protectionist measures, competition from emerging economies and the economic conditions of its trading partners. China has become an important trading partner with Japan, yet the countries' political relationship has become strained. Should political tension increase, it could adversely affect the economy, especially the export sector, and destabilize the region as a whole. Japan also remains heavily dependent on oil imports, and higher commodity prices could therefore have a negative impact on the economy. The Japanese economy faces several other concerns, including a financial system with large levels of nonperforming loans, over-leveraged corporate balance sheets, extensive cross-ownership by major corporations, a changing corporate governance structure, and large government deficits. These issues may cause a slowdown of the Japanese economy. The Japanese yen has fluctuated widely at times and any increase in its value may cause a decline in exports that could weaken the Japanese economy. Japan has, in the past, intervened in the currency markets to attempt to maintain or reduce the value of the yen. Japanese intervention in the currency markets could cause the value of the yen to fluctuate sharply and unpredictably and could cause losses to investors. Japan has an aging workforce and has experienced a significant population decline in recent years. Japan's labor market appears to be undergoing fundamental structural changes, as a labor market traditionally accustomed to lifetime employment adjusts to meet the need for increased labor mobility, which may adversely affect Japan's economic competitiveness.

The nuclear power plant catastrophe in Japan in March 2011 may have long-term effects on the Japanese economy and its nuclear energy industry. Natural disasters, such as earthquakes, volcanoes, typhoons or tsunamis, could occur in Japan or surrounding areas and could negatively affect the Japanese economy and, in turn, a Fund.

*Taiwan.* Taiwan's geographic proximity and history of political contention with China have resulted in ongoing tensions between the two countries. These tensions may materially affect the Taiwanese economy and its securities market. Taiwan's economy is export-oriented, so it depends on an open world trade regime and remains vulnerable to fluctuations in the world economy. Rising labor costs and increasing environmental consciousness have led some labor-intensive industries to relocate to countries with cheaper work forces, and continued labor outsourcing may adversely affect the Taiwanese economy.

*United Kingdom.* The United Kingdom has one of the largest economies in Europe, and the United States and other European countries are substantial trading partners of the United Kingdom. As a result, the British economy may be impacted by changes to the economic condition of the United States and other European countries. The



British economy, along with certain other EU economies, experienced a significant economic slowdown during the recent financial crisis, and certain British financial institutions suffered significant losses, were severely under-capitalized and required government intervention to survive. The British economy relies heavily on the export of financial services to the United States and other European countries and, therefore, a prolonged slowdown in the financial services sector may have a negative impact on the British economy. Continued governmental involvement or control in certain sectors may stifle competition in certain sectors or cause adverse effects on economic growth. In the past, the United Kingdom has been a target of terrorism. Acts of terrorism in the United Kingdom or against British interests abroad may cause uncertainty in the British financial markets and adversely affect the performance of the issuers to which a Fund has exposure.

On January 31, 2020, the United Kingdom formally withdrew from the EU (commonly referred to as “Brexit”) and, after a transition period, left the EU single market and customs union under the terms of a new trade agreement on December 31, 2020. The agreement governs the new relationship between the United Kingdom and EU with respect to trading goods and services, but critical aspects of the relationship remain unresolved and subject to further negotiation and agreement. There is still considerable uncertainty relating to the potential consequences associated with the exit and whether the United Kingdom’s exit will increase the likelihood of other countries also departing the EU. Brexit may have a significant impact on the United Kingdom, Europe, and global economies, which may result in increased volatility and illiquidity, new legal and regulatory uncertainties and potentially lower economic growth for these economies that could potentially have an adverse effect on the value of a Fund’s investments.

*Health Care Sector Risk.* Companies in the health care sector are subject to extensive government regulation and their profitability can be significantly affected by restrictions on government reimbursement for medical expenses, rising costs of medical products and services, pricing pressure (including price discounting), limited product lines and an increased emphasis on the delivery of healthcare through outpatient services. Companies in the health care sector are heavily dependent on obtaining and defending patents, which may be time consuming and costly, and the expiration of patents may also adversely affect the profitability of these companies. Health care companies are also subject to extensive litigation based on product liability and similar claims. In addition, their products can become obsolete due to industry innovation, changes in technologies or other market developments. Many new products in the health care sector require significant research and development and may be subject to regulatory approvals, all of which may be time consuming and costly with no guarantee that any product will come to market.

*Indexing Strategy/Index Tracking Risk.* Each Fund is managed with an indexing investment strategy, attempting to track the performance of an unmanaged index of securities. Each Fund will seek to provide investment results that correspond generally to the performance of the Index, regardless of the current or projected performance of the Index or of the actual securities comprising the Index. This differs from an actively-managed fund, which typically seeks to outperform a benchmark index. Each Fund generally will buy and will not sell a security included in the Index as long as the security is part of the Index regardless of any sudden or material decline in value or foreseeable material decline in value of the security, even though the Adviser may make a different investment decision for other actively managed accounts or portfolios that hold the security. As a result, a Fund’s performance may be less favorable than that of a portfolio managed using an active investment strategy. The structure and composition of the Index will affect the performance, volatility, and risk of the Index (in absolute terms and by comparison with other indices) and, consequently, the performance, volatility, and risk of a Fund. Errors in index data, index computations or the construction of the Index in accordance with its methodology may occur from time to time and may not be identified and corrected by the Index Provider for a period of time or at all, which may have an adverse impact on a Fund and its shareholders. To the extent circumstances evolve in between reconstitutions, an Index may include, and the corresponding Fund may therefore hold for a period of time, securities of companies that do not align with the Index’s objective and/or criteria. While the Adviser seeks to track the performance of the Index (i.e., achieve a high degree of correlation with the Index), a Fund’s return may not match the return of the Index for a number of reasons. For example, the return on the sample of securities purchased by a Fund (or the return on securities not included in the Index) may not correlate precisely with the return of the Index. Each Fund incurs a number of operating expenses not applicable to the Index, and incurs costs in buying and selling securities. In addition, a Fund may not be fully invested at times, either as a result of cash flows into or out of the Fund or reserves of cash held by the Fund to meet redemptions. The Adviser may attempt to track the Index return by investing in fewer than all of the securities in the Index, or in some securities not included in the Index, potentially increasing the risk of divergence between a Fund’s



return and that of the Index. Changes in the composition of the Index and regulatory requirements also may impact a Fund's ability to match the return of the Index. The Adviser may apply one or more "screens" or investment techniques to refine or limit the number or types of issuers included in the Index in which a Fund may invest. Application of such screens or techniques may result in investment performance below that of the Index and may not produce results expected by the Adviser. Index tracking risk may be heightened during times of increased market volatility or other unusual market conditions.

Pursuant to each Index methodology, a security may be removed from an Index in the event that it does not comply with the eligibility requirements of the Index. As a result, a Fund may be forced to sell securities at inopportune times and/or unfavorable prices due to these changes in the Index components. When there are changes made to the component securities of an Index and the corresponding Fund in turn makes similar changes to its portfolio to attempt to increase the correlation between the Fund's portfolio and the Index, any transaction costs and market exposure arising from such portfolio changes will be borne directly by the Fund and its shareholders. Unscheduled changes to an Index may expose the corresponding Fund to additional tracking error risk. A Fund may recognize gains as a result of rebalancing or reconstituting its securities holdings to reflect changes in the securities included in the corresponding Index. A Fund also may be required to distribute any such gains to its shareholders to avoid adverse federal income tax consequences.

*Industrial Sector Risk.* Industrial companies are affected by supply and demand both for their specific product or service and for industrial sector products in general. Government regulation, world events, exchange rates and economic conditions, technological developments and liabilities for environmental damage and general civil liabilities will likewise affect the performance of these companies. Aerospace and defense companies, a component of the industrial sector, can be significantly affected by government spending policies because companies involved in this industry rely, to a significant extent, on U.S. and foreign government demand for their products and services. Thus, the financial condition of, and investor interest in, aerospace and defense companies are heavily influenced by governmental defense spending policies which are typically under pressure from efforts to control the U.S. (and other) government budgets. Transportation securities, a component of the industrial sector, are cyclical and have occasional sharp price movements which may result from changes in the economy, fuel prices, labor agreements and insurance costs.

*Infrastructure-Related Companies Risk.* Infrastructure-related companies include companies that primarily own, manage, develop and/or operate infrastructure assets, including transportation, utility, energy and/or telecommunications assets. Infrastructure-related businesses are subject to a variety of factors that may adversely affect their business or operations, including high interest costs in connection with capital construction programs, insurance costs, costs associated with environmental and other regulations, the effects of an economic slowdown, surplus capacity or technological obsolescence, industry competition, labor relations, rate caps or rate changes, uncertainties concerning availability of fuel at reasonable prices, the effects of energy conservation policies, natural disasters, terrorist attacks and other factors. Certain infrastructure-related entities, particularly telecommunications and utilities companies, are subject to extensive regulation by various governmental authorities. The costs of complying with governmental regulations, delays or failures to receive required regulatory approvals or the enactment of new adverse regulatory requirements may adversely affect infrastructure-related companies. Infrastructure-related companies may also be affected by service interruption and/or legal challenges due to environmental, operational or other conditions or events, and the imposition of special tariffs and changes in tax laws, regulatory policies and accounting standards. There is also the risk that corruption may negatively affect publicly-funded infrastructure projects, especially in non-U.S. markets, resulting in work stoppage, delays and cost overruns. Other risks associated with infrastructure-related companies include uncertainties resulting from such companies' diversification into new domestic and international businesses, as well as agreements by any such companies linking future rate increases to inflation or other factors not directly related to the actual operating profits of the enterprise.

*Large-Capitalization Securities Risk.* Securities issued by large-capitalization companies may present risks not present in smaller companies. For example, larger companies may be unable to respond as quickly as smaller and mid-sized companies to competitive challenges or to changes in business, product, financial, or other market conditions. Larger companies may not be able to maintain growth at the high rates that may be achieved by well-managed smaller and mid-sized companies, especially during strong economic periods. Returns on investments in securities of large companies could trail the returns on investments in securities of smaller and mid-sized companies.

*Leveraging Risk.* Borrowing transactions, reverse repurchase agreements, certain derivatives transactions, securities lending transactions and other investment transactions such as when-issued, delayed-delivery, or forward commitment transactions may create investment leverage. If a Fund engages in transactions that have a leveraging effect on the Fund's investment portfolio, the value of the Fund will be potentially more volatile and all other risks will tend to be compounded. This is because leverage generally creates investment risk with respect to a larger base of assets than a Fund would otherwise have and so magnifies the effect of any increase or decrease in the value of the Fund's underlying assets. The use of leverage is considered to be a speculative investment practice and may result in losses to a Fund. Certain derivatives have the potential for unlimited loss, regardless of the size of the initial investment. The use of leverage may cause a Fund to liquidate positions when it may not be advantageous to do so to satisfy repayment, interest payment, or margin obligations or to meet asset coverage requirements.

*Limited Track Record Risk.* The Fund has a limited track record and there is no assurance that the Fund will grow quickly. When the Fund's size is small, the Fund may experience low trading volume, which could lead to wider bid/ask spreads. In addition, the Fund may face the risk of being delisted if the Fund does not meet certain conditions of the listing exchange. Any resulting liquidation of the Fund could cause elevated transaction costs for the Fund and negative tax consequences for its shareholders.

*Liquidity Risk.* Liquidity risk is the risk that a Fund may not be able to dispose of investments or close out derivatives transactions readily at a favorable time or prices (or at all) or at prices approximating those at which a Fund currently values them. For example, certain investments may be subject to restrictions on resale, may trade in the over-the-counter market or in limited volume, or may not have an active trading market. Illiquid investments may trade at a discount from comparable, more liquid investments and may be subject to wide fluctuations in market value. It may be difficult for a Fund to value illiquid investments accurately. The market for certain investments may become illiquid under adverse market or economic conditions independent of any specific adverse changes in the conditions of a particular issuer. If the liquidity of a Fund's holdings deteriorates, it may lead to differences between the market price of Fund Shares and the net asset value of Fund Shares, and could result in the Fund Shares being less liquid. Disposal of illiquid investments may entail registration expenses and other transaction costs that are higher than those for liquid investments. A Fund may seek to borrow money to meet its obligations (including among other things redemption obligations) if it is unable to dispose of illiquid investments, resulting in borrowing expenses and possible leveraging of the Fund.

*Low Volatility Risk.* Although subject to the risks of common stocks, low volatility stocks are seen as having a lower risk profile than the overall markets. However, a portfolio comprised of low volatility stocks may not produce investment exposure that has lower variability to changes in such stocks' price levels. Low volatility stocks are likely to underperform the broader market during periods of rapidly rising stock prices.

*Market Risk.* Market prices of investments held by a Fund will go up or down, sometimes rapidly or unpredictably. A Fund's investments are subject to changes in general economic conditions, general market fluctuations and the risks inherent in investment in securities markets. Investment markets can be volatile, and prices of investments can change substantially due to various factors, including, but not limited to, economic growth or recession, changes in interest rates, inflation, changes in actual or perceived creditworthiness of issuers and general market liquidity. Even if general economic conditions do not change, the value of an investment in a Fund could decline if the particular industries, sectors or companies in which the Fund invests do not perform well or are adversely affected by events. Further, legal, political, regulatory and tax changes also may cause fluctuations in markets and securities prices. Local, regional or global events such as war, military conflicts, acts of terrorism, natural disasters, the spread of infectious illness or other public health issues, or other events could have a significant impact on a Fund and its investments.

An outbreak of a respiratory disease caused by a novel coronavirus (known as COVID-19) first detected in China in December 2019 has resulted in a global pandemic and major disruptions to economies and markets around the world, including the United States. Although vaccines have been developed and approved for use by various governments, the duration of the pandemic and its effects cannot be predicted with certainty. COVID-19 has contributed to, and may continue to contribute to, market volatility, inflation, reduced liquidity of certain instruments, and systemic economic weakness, and trading in many instruments was and may continue to be disrupted as a result. In addition, the transmission of COVID-19 and efforts to contain its spread have resulted in international border closings, enhanced health screenings, strained healthcare systems and increased healthcare expenses, quarantines and other restrictions on business and personal activities, cancellations, disruptions to supply chains and consumer activity, as well as

general public concern and uncertainty. Governments and central banks, including the Federal Reserve in the United States, have taken extraordinary and unprecedented actions to support local and global economies and the financial markets. The impact of these measures, and whether they will be effective to mitigate the economic and market disruption, will not be known for some time. The foregoing could impact a Fund and its investments and result in disruptions to the services provided to a Fund by its service providers.

*Materials Sector Risk.* Many materials companies are significantly affected by the level and volatility of commodity prices, exchange rates, import controls, worldwide competition, environmental policies and consumer demand. At times, worldwide production of industrial materials has exceeded demand as a result of over-building or economic downturns, leading to poor investment returns or losses. Other risks may include liabilities for environmental damage and general civil liabilities, depletion of resources, and mandated expenditures for safety and pollution control. The materials sector may also be affected by economic cycles, technical progress, labor relations, and government regulations.

*Metals and Mining Companies Risk.* Metals and mining companies can be significantly affected by events relating to international political and economic developments, energy conservation, the success of exploration projects, commodity prices, and tax and other government regulations. Investments in metals and mining companies may be speculative and may be subject to greater price volatility than investments in other types of companies. Risks of metals and mining investments include: changes in international monetary policies or economic and political conditions that can affect the supply of precious metals and consequently the value of metals and mining company investments; the United States or foreign governments may pass laws or regulations limiting metals investments for strategic or other policy reasons; and increased environmental or labor costs may depress the value of metals and mining investments.

*Mid-Capitalization Securities Risk.* The securities of mid-capitalization companies may be more volatile and may involve more risk than the securities of larger companies. These companies may have limited product lines, markets or financial resources, may lack the competitive strength of larger companies, and may depend on a few key employees. In addition, these companies may have been recently organized and may have little or no track record of success. The securities of mid-sized companies may trade less frequently and in smaller volumes than more widely held securities. The prices of these securities may fluctuate more sharply than those of other securities, and a Fund may experience some difficulty in establishing or closing out positions in these securities at prevailing market prices. There may be less publicly available information about the issuers of these securities or less market interest in these securities than in the case of larger companies, both of which can cause significant price volatility. Some securities of mid-sized issuers may be illiquid or may be restricted as to resale. Returns on investments in securities of mid-capitalization companies could trail the returns on investments in securities of larger or smaller companies.

*Natural Resources and Commodities Risk.* Investments in companies in natural resources industries can be significantly affected by (often rapid) changes in supply of, or demand for, various natural resources and commodities. They may also be affected by changes in energy prices, the participation of speculators, international political and economic developments, environmental incidents, energy conservation, the success of exploration projects, changes in natural resource and commodity prices, limitations on the liquidity of certain natural resources and commodities, and tax and other government regulations.

*Non-Diversification Risk.* Funds classified as “non-diversified” may hold a smaller number of portfolio securities than many other funds. To the extent a Fund invests in a relatively small number of issuers, a decline in the market value of a particular security held by the Fund may affect its value more than if it invested in a larger number of issuers. The value of Fund Shares may be more volatile than the values of shares of more diversified funds. A diversified Fund may become non-diversified for periods of time solely as a result of tracking its Index (e.g., changes in weightings of one or more component securities).

*Non-U.S. Securities Risk.* Investments in securities of non-U.S. issuers (including depositary receipts) entail risks not typically associated with investing in securities of U.S. issuers. Similar risks may apply to securities traded on a U.S. securities exchange that are issued by entities with significant exposure to non-U.S. countries. In certain countries, legal remedies available to investors may be more limited than those available with regard to U.S. investments. Because non-U.S. securities are typically denominated and traded in currencies other than the U.S. dollar, the value of the Fund’s assets, to the extent they are non-U.S. dollar denominated, may be affected favorably or unfavorably by currency exchange rates, exchange control regulations, and restrictions or prohibitions on the repatriation of non-U.S.

currencies. To the extent underlying securities held by the Fund trade on foreign exchanges that are closed when the exchange on which the Fund's shares trade is open, there may be deviations between the current price of an underlying security and the last quoted price for the underlying security on the closed foreign market. These deviations could result in the Fund experiencing premiums or discounts greater than those of ETFs that invest in domestic securities. Income and gains with respect to investments in certain countries may be subject to withholding and other taxes. There may be less information publicly available about a non-U.S. entity than about a U.S. entity, and many non-U.S. entities are not subject to accounting, auditing, and financial reporting standards, regulatory framework and practices comparable to those in the United States. The securities of some non-U.S. entities are less liquid and at times more volatile than securities of comparable U.S. entities, and could become subject to sanctions or embargoes that adversely affect a Fund's investment. Non-U.S. transaction costs, such as brokerage commissions and custody costs may be higher than in the U.S. In addition, there may be a possibility of nationalization or expropriation of assets, imposition of currency exchange controls, confiscatory taxation, and diplomatic developments that could adversely affect the values of a Fund's investments in certain non-U.S. countries. Investments in securities of non-U.S. issuers also are subject to foreign political and economic risk not associated with U.S. investments, meaning that political events (civil unrest, national elections, changes in political conditions and foreign relations, imposition of exchange controls and repatriation restrictions), social and economic events (labor strikes, rising inflation) and natural disasters occurring in a country where a Fund invests could cause the Fund's investments to experience gains or losses.

*Quality Risk.* A "quality" style of investing emphasizes companies with high returns on equity, stable earnings per share growth, and low financial leverage. This style of investing is subject to the risk that the past performance of these companies does not continue or that the returns on "quality" equity securities are less than returns on other styles of investing or the overall stock market.

*Real Estate Sector Risk.* There are special risks associated with investment in securities of companies engaged in real property markets, including without limitation REITs and real estate operating companies. An investment in a real property company may be subject to risks similar to those associated with direct ownership of real estate, including, by way of example, the possibility of declines in the value of real estate, losses from casualty or condemnation, and changes in local and general economic conditions, supply and demand, interest rates, environmental liability, zoning laws, regulatory limitations on rents, property taxes, and operating expenses. An investment in a real property company is subject to additional risks, such as poor performance by the manager of the real property company, adverse changes in tax laws, difficulties in valuing and disposing of real estate, and the effect of general declines in stock prices. Some real property companies have limited diversification because they invest in a limited number of properties, a narrow geographic area, or a single type of property. Also, the organizational documents of a real property company may contain provisions that make changes in control of the company difficult and time-consuming. As a shareholder in a real property company, a Fund, and indirectly a Fund's shareholders, would bear their ratable shares of the real property company's expenses and would at the same time continue to pay their own fees and expenses.

*REIT Risk.* REITs are subject to the risks associated with investing in the real estate sector in general. In particular, a REIT may be affected by changes in the values of the properties that the REIT owns or operates or that underlie the mortgages or similar real estate interests in which the REIT invests. In addition, REITs may be affected by changes to interest rates or property taxes. Further, REITs are dependent upon specialized management skills, and their investments may be concentrated in relatively few properties, or in a small geographic area or a single property type. REITs are also subject to heavy cash flow dependency and, as a result, are particularly reliant on the proper functioning of capital markets. In the event of a default by a borrower or lessee, the REIT may experience delays in enforcing its rights as a mortgagee or lessor and may incur substantial costs associated with protecting its investments. Investments in REITs are also subject to the risks affecting equity markets generally. In addition, a REIT could fail to qualify for favorable tax or regulatory treatment, which could have adverse consequences for a Fund. Smaller capitalization REITs may be more volatile and may involve more risk than larger capitalization REITs. Equity REITs earn income from leasing properties and realize gains and losses from the sale of properties. Equity REITs may be affected by conditions in the real estate rental market and by changes in the value of the properties they own. A decline in rental income may occur because of extended vacancies, limitations on rents, failure to collect rents or increased competition from other rental properties. In addition, rising interest rates may increase the costs of obtaining financing for real estate projects, which may cause the value of an equity REIT to decline. Mortgage REITs receive principal and interest payments from the owners of mortgage properties. Accordingly, mortgage REITs are subject to



the credit risk of the borrowers, which refers to the possibility that the borrower will be unable and/or unwilling to make timely interest payments and/or repay the principal on the loan to the mortgage REIT when due. If a mortgage REIT is required to foreclose on a borrower, the amount recovered in connection with the foreclosure may be less than the amount owed to the mortgage REIT. In addition, if a borrower refinances or prepays a mortgage, a mortgage REIT's yield may decline.

*Settlement Risk.* Markets in different countries have different clearance and settlement procedures and in certain markets there have been times when settlements have been unable to keep pace with the volume of transactions. Delays in settlement may increase credit risk to a Fund, limit the ability of a Fund to reinvest the proceeds of a sale of securities, hinder the ability of a Fund to lend its portfolio securities, and potentially subject a Fund to penalties for its failure to deliver to on-purchasers of securities whose delivery to a Fund was delayed. Delays in the settlement of securities purchased by a Fund may limit the ability of a Fund to sell those securities at times and prices it considers desirable, and may subject a Fund to losses and costs due to its own inability to settle with subsequent purchasers of the securities from it. A Fund may be required to borrow monies it had otherwise expected to receive in connection with the settlement of securities sold by it, in order to meet its obligations to others. Limits on the ability of a Fund to purchase or sell securities due to settlement delays could increase any variance between a Fund's performance and that of its benchmark index.

*Small-Capitalization Securities Risk.* The securities of small-capitalization companies may be more volatile and may involve more risk than the securities of larger companies. These companies may have limited product lines, markets or financial resources, may lack the competitive strength of larger companies, and may depend on a few key employees. In addition, these companies may have been recently organized and may have little or no track record of success. The securities of smaller companies may trade less frequently and in smaller volumes than more widely held securities. The prices of these securities may fluctuate more sharply than those of other securities, and a Fund may experience some difficulty in establishing or closing out positions in these securities at prevailing market prices. There may be less publicly available information about the issuers of these securities or less market interest in these securities than in the case of larger companies, both of which can cause significant price volatility. Some securities of smaller issuers may be illiquid or may be restricted as to resale. A Fund may be unable to liquidate its positions in such securities at any time, or at a favorable price, in order to meet a Fund's obligations. Returns on investments in securities of small-capitalization companies could trail the returns on investments in securities of larger companies.

*Technology Sector Risk.* Market or economic factors impacting technology companies and companies that rely heavily on technological advances could have a major effect on the value of the Fund's investments. The value of stocks of technology companies and companies that rely heavily on technology is particularly vulnerable to rapid changes in technology product cycles, rapid product obsolescence, government regulation and competition, both domestically and internationally, including competition from foreign competitors with lower production costs. Technology companies may have limited product lines, markets, financial resources or personnel. Stocks of technology companies and companies that rely heavily on technology, especially those of smaller, less-seasoned companies, tend to be more volatile than the overall market. Technology companies are heavily dependent on patent and intellectual property rights, the loss or impairment of which may adversely affect profitability. Additionally, companies in the technology sector may face dramatic and often unpredictable changes in growth rates and competition for the services of qualified personnel.

*Transportation Companies Risk.* Transportation companies can be significantly affected by changes in the economy, fuel prices, labor relations, technology developments, exchange rates, insurance costs, industry competition and government regulation.

*Unconstrained Sector Risk.* A Fund may invest a substantial portion of its assets within one or more economic sectors or industries, which may change from time to time. When a Fund focuses its investments in a particular industry or sector, financial, economic, business, and other developments affecting issuers in that industry, market, or economic sector will have a greater effect on the Fund than if it had not focused its assets in that industry, market, or economic sector, which may increase the volatility of the Fund.

*Utilities Sector Risk.* Utility companies are affected by supply and demand, operating costs, government regulation, environmental factors, liabilities for environmental damage and general civil liabilities, and rate caps or rate changes. Although rate changes of a utility usually fluctuate in approximate correlation with financing costs, due to political and regulatory factors, rate changes ordinarily occur only following a delay after the changes in financing costs. This factor will tend to favorably affect a regulated utility company's earnings and dividends in times of decreasing costs, but



conversely, will tend to adversely affect earnings and dividends when costs are rising. The value of regulated utility debt securities (and, to a lesser extent, equity securities) may tend to have an inverse relationship to the movement of interest rates. Certain utility companies have experienced full or partial deregulation in recent years. These utility companies are frequently more similar to industrial companies in that they are subject to greater competition and have been permitted by regulators to diversify outside of their original geographic regions and their traditional lines of business. These opportunities may permit certain utility companies to earn more than their traditional regulated rates of return. Some companies, however, may be forced to defend their core business and may be less profitable. In addition, natural disasters, terrorist attacks, government intervention or other factors may render a utility company's equipment unusable or obsolete and negatively impact profitability.

Among the risks that may affect utility companies are the following: risks of increases in fuel and other operating costs; the high cost of borrowing to finance capital construction during inflationary periods; restrictions on operations and increased costs and delays associated with compliance with environmental and nuclear safety regulations; and the difficulties involved in obtaining natural gas for resale or fuel for generating electricity at reasonable prices. Other risks include those related to the construction and operation of nuclear power plants, the effects of energy conservation and the effects of regulatory changes.

*Valuation Risk.* Some portfolio holdings, potentially a large portion of a Fund's investment portfolio, may be valued on the basis of factors other than market quotations. This may occur more often in times of market turmoil or reduced liquidity. There are multiple methods that can be used to value a portfolio holding when market quotations are not readily available. The value established for any portfolio holding at a point in time might differ from what would be produced using a different methodology or if it had been priced using market quotations. Portfolio holdings that are valued using techniques other than market quotations, including "fair valued" securities, may be subject to greater fluctuation in their valuations from one day to the next than if market quotations were used. Technological issues or other service disruption issues involving third-party service providers may cause a Fund to value its investments incorrectly. In addition, there is no assurance that a Fund could sell or close out a portfolio position for the value established for it at any time, and it is possible that a Fund would incur a loss because a portfolio position is sold or closed out at a discount to the valuation established by a Fund at that time.

*Value Stock Risk.* Value stocks present the risk that they may decline in price or never reach their expected full market value because the market fails to recognize the stock's intrinsic worth. Value stocks may underperform growth stocks and stocks in other broad style categories (and the stock market as a whole) over any period of time and may shift in and out of favor with investors generally, sometimes rapidly, depending on changes in market, economic, and other factors. As a result, at times when it holds substantial investments in value stocks a Fund may underperform other investment portfolios that invest more broadly or that favor different investment styles.

*In addition to the preceding information, the following provides information regarding principal risks specific to the SPDR MSCI Emerging Markets Fossil Fuel Reserves Free ETF, SPDR MSCI Emerging Markets StrategicFactors ETF, SPDR Portfolio Emerging Markets ETF, SPDR S&P China ETF, SPDR S&P Emerging Asia Pacific ETF and SPDR S&P Emerging Markets Small Cap ETF only:*

*Risks of Investing in China.* Whether a Fund invests directly in China by investing in A Shares through the license that the Adviser has been granted under the Qualified Foreign Institutional Investor ("QFII") and RQFII program or through the Stock Connect program, or indirectly through other instruments, such as other investment companies and/or futures contracts, investments in China involve certain risks and special considerations, including the following:

*Political and Economic Risk.* The economy of China, which has been in a state of transition from a planned economy to a more market oriented economy, differs from the economies of most developed countries in many respects, including the level of government involvement, its state of development, its growth rate, control of foreign exchange, and allocation of resources. Although the majority of productive assets in China are still owned by the PRC government at various levels, in recent years, the PRC government has implemented economic reform measures emphasizing utilization of market forces in the development of the economy of China and a high level of management autonomy. The economy of China has experienced significant growth in the past several decades, but growth has been uneven both geographically and among various sectors of the economy. Economic growth has also been accompanied by periods of high inflation. The PRC government has implemented various measures from time to time to control inflation and restrain the rate of economic growth.

For several decades, the PRC government has carried out economic reforms to achieve decentralization and utilization of market forces to develop the economy of the PRC. These reforms have resulted in significant economic growth and social progress. However, there can be no assurance that the PRC government will continue to pursue such economic policies or that such policies, if pursued, will be successful. Any adjustment and modification of those economic policies may have an adverse impact on the securities markets in the PRC as well as the constituent securities of the Index. Further, the PRC government may from time to time adopt corrective measures to control the growth of the PRC economy which may also have an adverse impact on the capital growth and performance of a Fund.

Political changes, social instability and adverse diplomatic developments in the PRC could result in the imposition of additional government restrictions including expropriation of assets, confiscatory taxes or nationalization of some or all of the property held by the issuers of the A Shares in the Index. The laws, regulations, including the investment regulations that permit QFIIs and RQFIIs to invest in A Shares and the Stock Connect program regulations, government policies and political and economic climate in China may change with little or no advance notice. Any such change could adversely affect market conditions and the performance of the Chinese economy and, thus, the value of securities in a Fund's portfolio.

The Chinese government continues to be an active participant in many economic sectors through ownership positions and regulations. The allocation of resources in China is subject to a high level of government control. The Chinese government strictly regulates the payment of foreign currency denominated obligations and sets monetary policy. Through its policies, the government may provide preferential treatment to particular industries or companies. The policies set by the government could have a substantial effect on the Chinese economy and a Fund's investments.

The Chinese economy is export-driven and highly reliant on trade. The performance of the Chinese economy may differ favorably or unfavorably from the U.S. economy in such respects as growth of gross domestic product, rate of inflation, currency depreciation, capital reinvestment, resource self-sufficiency and balance of payments position. Adverse changes to the economic conditions of its primary trading partners, such as the European Union, the United States, Hong Kong, the Association of South East Asian Nations, and Japan, would adversely affect the Chinese economy and a Fund's investments.

In addition, as much of China's growth over the past several decades has been a result of significant investment in substantial export trade, international trade tensions may arise from time to time which can result in trade tariffs, embargoes, trade limitations, trade wars and other negative consequences. These consequences may trigger a significant reduction in international trade, the oversupply of certain manufactured goods, substantial price reductions of goods and possible failure of individual companies and/or large segments of China's export industry with a potentially severe negative impact to a Fund. Events such as these are difficult to predict and may or may not occur in the future.

China has been transitioning to a market economy since the late seventies. Under the economic reforms implemented by the Chinese government, the Chinese economy has experienced tremendous growth, developing into one of the largest and fastest growing economies in the world. There is no assurance, however, that the Chinese government will not revert to the economic policy of central planning that it implemented prior to 1978 or that such growth will be sustained in the future. Moreover, the current major slowdown in other significant economies of the world, such as the United States, the European Union and certain Asian countries, may adversely affect economic growth in China. An economic downturn in China would adversely impact a Fund's investments.

*Inflation and Economic Growth.* Economic growth in China has historically been accompanied by periods of high inflation. From time to time, the Chinese government has implemented various measures to control inflation, which included the tightening of the money supply, the raising of interest rates and more stringent control over certain industries. If these measures are not successful, and periods of high inflation continue, the performance of the Chinese economy and a Fund's investments could be adversely affected.

There can be no assurance that the PRC government will continue to pursue such economic policies or, if it does, that those policies will continue to be successful. Any such adjustment and modification of those economic policies may have an adverse impact on the securities market in the PRC as well as the portfolio securities of a Fund.

Further, the PRC government may from time to time adopt corrective measures to control the growth of the PRC economy which may also have an adverse impact on the capital growth and performance of a Fund. Political changes, social instability and adverse diplomatic developments in the PRC could result in the imposition of additional government restrictions including expropriation of assets, confiscatory taxes or nationalization of some or all of the property held by the underlying issuers of a Fund's portfolio securities.

*Nationalization and Expropriation.* After the formation of the Chinese socialist state in 1949, the Chinese government renounced various debt obligations and nationalized private assets without providing any form of compensation. There can be no assurance that the Chinese government will not take similar actions in the future. Accordingly, an investment in a Fund could involve a risk of a total loss.

*Hong Kong Policy.* As part of Hong Kong's transition from British to Chinese sovereignty in 1997, China agreed to allow Hong Kong to maintain a high degree of autonomy with regard to its political, legal and economic systems for a period of at least 50 years. China controls matters that relate to defense and foreign affairs. Under the agreement, China does not tax Hong Kong, does not limit the exchange of the Hong Kong dollar for foreign currencies and does not place restrictions on free trade in Hong Kong. However, there is no guarantee that China will continue to honor the agreement, and China may change its policies regarding Hong Kong at any time. Any such change could adversely affect market conditions and the performance of the Chinese economy and, thus, the value of securities in a Fund's portfolio.

*Chinese Securities Markets.* The securities markets in China have a limited operating history and are not as developed as those in the United States. The markets tend to be smaller in size, have less liquidity and historically have had greater volatility than markets in the United States and some other countries. In addition, under normal circumstances, there is less regulation and monitoring of Chinese securities markets and the activities of investors, brokers and other participants than in the United States. Accordingly, issuers of securities in China are not subject to the same degree of regulation as are U.S. issuers with respect to such matters as insider trading rules, tender offer regulation, stockholder proxy requirements and the requirements mandating timely disclosure of information. During periods of significant market volatility, the Chinese government has, from time to time, intervened in its domestic securities markets to a greater degree than would be typical in more developed markets. The securities markets in China are evolving in response to a variety of factors including increased access to the markets by foreign investors. This may lead to trading volatility or disruptions and difficulty in interpreting and applying relevant regulations. The A Shares market is volatile with a risk of suspension of trading in a particular security or multiple securities or government intervention. Securities on the A Shares market may be suspended from trading without an indication of how long the suspension will last, which may impair the liquidity of such securities and may impact the ability of a Fund to track its Index. The Chinese securities markets are emerging markets characterized by relatively low trading volume, resulting in substantially less liquidity and greater price volatility. Liquidity risks may be more pronounced for the A Shares market than for other more developed securities markets generally because the A Shares market is subject to greater government restrictions and control, including trading suspensions.

*Available Disclosure About Chinese Companies.* Disclosure and regulatory standards in emerging market countries, such as China, are in many respects less stringent than U.S. standards. There is substantially less publicly available information about Chinese issuers than there is about U.S. issuers. Therefore, disclosure of certain material information may not be made, and less information may be available to a Fund and other investors than would be the case if a Fund's investments were restricted to securities of U.S. issuers. Chinese issuers are subject to accounting, auditing and financial standards and requirements that differ, in some cases significantly, from those applicable to U.S. issuers. In particular, the assets and profits appearing on the financial statements of a Chinese issuer may not reflect its financial position or results of operations in the way they would be reflected had such financial statements been prepared in accordance with U.S. Generally Accepted Accounting Principles.

*Chinese Corporate and Securities Law.* The regulations which regulate investments by QFIIs and RQFIIs in the PRC and the repatriation of capital from QFII and RQFII investments are relatively new. As a result, the application and interpretation of such investment regulations are therefore relatively untested. In addition, PRC authorities and regulators have broad discretion under such investment regulations and there is little precedent or certainty evidencing how such discretion will be exercised now or in the future. Existing QFII and RQFII regulations may

change over time and new QFII and RQFII regulations may be promulgated in the future and no assurance can be given that any such changes will not adversely affect a Fund or its ability to achieve its investment objective.

On September 25, 2020, the China Securities Regulatory Commission (the “CSRC”), the People’s Bank of China (“PBOC”) and the State Administration of Foreign Exchange (the “SAFE”) jointly released the Measures for the Administration of Domestic Securities and Futures Investment by QFIIs and RQFIIs (the “Measures”), and the CSRC issued the Provisions on Issues Concerning the Implementation of the Measures (collectively the “New QFII Measures”), both of which took effect on November 1, 2020. The New QFII Measures combine the two current parallel programs of QFII and RQFII with a unified set of rules applicable to all QFIIs and RQFIIs. On May 7, 2020, the PBOC and SAFE released Provisions on the Administration of Funds of Foreign Institutional Investors for Domestic Securities and Futures Investment, which took effect on June 6, 2020 (“Fund Administration Provisions”). Pursuant to the Fund Administration Provisions, the investment quota applicable to a QFII or RQFII holder has been removed. A QFII or RQFII holder may freely choose the timing and currency in which investment capital will be remitted into China, which can be in offshore RMB and/or foreign currency based on its investment plan. In addition, the process for routine repatriations has been further simplified.

A Fund’s rights with respect to its investments in A Shares, if any, generally will not be governed by U.S. law, and instead will generally be governed by Chinese law. China operates under a civil law system, in which court precedent is not binding. Because there is no binding precedent to interpret existing statutes, there is uncertainty regarding the implementation of existing law.

Legal principles relating to corporate affairs and the validity of corporate procedures, directors’ fiduciary duties and liabilities and stockholders’ rights often differ from those that may apply in the United States and other countries. Chinese laws providing protection to investors, such as laws regarding the fiduciary duties of officers and directors, are undeveloped and will not provide investors, such as a Fund, with protection in all situations where protection would be provided by comparable laws in the United States. China lacks a national set of laws that address all issues that may arise with regard to a foreign investor such as a Fund. It may therefore be difficult for a Fund to enforce its rights as an investor under Chinese corporate and securities laws, and it may be difficult or impossible for a Fund to obtain a judgment in court. Moreover, as Chinese corporate and securities laws continue to develop, these developments may adversely affect foreign investors, such as a Fund.

*Investments in A Shares.* A Fund may invest directly in A Shares through the license the Adviser has been granted under the QFII and RQFII program. In addition, if a Fund invests through the Stock Connect program, it will be subject to the limits that may be imposed by the Stock Connect program. Restrictions may be imposed on the repatriation of principal, gains and income that may affect a Fund’s ability to satisfy redemption requests. Moreover, because a Fund will not be able to invest directly in A Shares in excess of the foreign shareholding limits or beyond the limits that may be imposed by Stock Connect, the size of a Fund’s direct investments in A Shares may be limited.

Currently, there are two stock exchanges in Mainland China, the Shanghai Stock Exchange (“SSE”) and the Shenzhen Stock Exchange (“SZSE”). The SSE and SZSE are supervised by the CSRC and are highly automated with trading and settlement executed electronically. The SSE and SZSE are smaller, less liquid, and more volatile than the major securities markets in the United States.

The SSE commenced trading on December 19, 1990, and the SZSE commenced trading on July 3, 1991. The SSE and SZSE divide listed shares into two classes: A Shares and B Shares. Companies whose shares are traded on the SSE and SZSE that are incorporated in Mainland China may issue both A Shares and B Shares. In China, the A Shares and B Shares of an issuer may only trade on one exchange. A Shares and B Shares may both be listed on either the SSE or the SZSE. Both classes represent an ownership interest comparable to a share of common stock and all shares are entitled to substantially the same rights and benefits associated with ownership (with the exception of some companies listed on the newly established Sci-Tech Innovation Board in the SSE, which adopt differentiated voting rights arrangements under dual-class share structures). A Shares are traded on the SSE and SZSE in RMB.

As of December 10, 2021, the CSRC had granted licenses to 663 QFIIs and RQFIIs in total. While the introduction of the Stock Connect program makes it possible for foreign investors, such as a Fund, to trade A Shares, restrictions continue to exist on the number of A Shares available to foreign investors. As a result, capital cannot flow as freely in the A Shares market as it could if such restrictions did not exist. Therefore, it is possible that in the event of a market disruption, the liquidity of the A Shares market and trading prices of A Shares could be more severely affected than



the liquidity and trading prices of markets where securities are freely tradable and capital therefore flows more freely. A Fund cannot predict the nature or duration of such a market disruption or the impact that it may have on the A Shares market and the short-term and long-term prospects of its investments in the A Shares market.

The Chinese government has in the past taken actions that benefited holders of A Shares, but the Chinese government may not take similar action in the future. In addition, there is no guarantee that the Adviser's RQFII license will not be revoked by the CSRC at some point in the future. A Fund cannot predict what would occur if the Adviser's RQFII license were to be revoked, although such an occurrence would likely have a material adverse effect on a Fund.

*Sanctions and Embargoes.* From time to time, certain of the companies in which a Fund expects to invest may operate in, or have dealings with, countries subject to sanctions or embargoes imposed by the U.S. government and the United Nations and/or countries identified by the U.S. government as state sponsors of terrorism. A company may suffer damage to its reputation if it is identified as a company which operates in, or has dealings with, countries subject to sanctions or embargoes imposed by the U.S. government and the United Nations and/or countries identified by the U.S. government as state sponsors of terrorism. As an investor in such companies, a Fund will be indirectly subject to those risks.

*Investment and Repatriation Restrictions.* A Shares traded through the Stock Connect program are subject to daily trading limits and other restrictions.

Repatriations by RQFIIs or QFIIs for investors such as a Fund are permitted daily and are not subject to lock-up periods or prior approval. There is no assurance, however, that PRC rules and regulations will not change or that repatriation restrictions will not be imposed in the future. Any restrictions on repatriation of a Fund's assets may adversely affect a Fund's ability to meet redemption requests and/or may cause a Fund to borrow money in order to meet its obligations. These limitations may also prevent a Fund from making certain distributions to shareholders.

The Chinese government limits foreign investment in the securities of certain Chinese issuers entirely, if foreign investment is banned in respect of the industry in which the relevant Chinese issuers are conducting their business. These restrictions or limitations may have adverse effects on the liquidity and performance of a Fund holdings as compared to the performance of the Index. This may increase the risk of tracking error and, at the worst, a Fund may not be able to achieve its investment objective.

*Offshore RMB Risk.* Currently, the amount of RMB denominated financial assets outside the PRC is limited. In addition, participating authorized institutions are also required by the Hong Kong Monetary Authority to maintain a total amount of RMB (in the form of cash and its settlement account balance with the Renminbi Clearing Bank) of no less than 25% of their RMB deposits, which further limits the availability of RMB that participating authorized institutions can utilize for currency conversion services for their customers, such as a Fund. A Fund is dependent on such participating authorized institutions to convert a Fund's investment proceeds into RMB. Although it is expected that the offshore RMB market will continue to grow in depth and size, its growth is subject to many constraints as a result of PRC laws and regulations on foreign exchange. There is no assurance that new PRC regulations will not be promulgated or the relevant settlement agreements between Hong Kong banks and the PBOC will not be terminated or amended in the future which will have the effect of restricting availability of RMB offshore. The limited availability of RMB outside the PRC may adversely affect the ability of a Fund to achieve its investment objective and the liquidity of a Fund's investments.

*Tax on Retained Income and Gains.* To the extent a Fund does not distribute to shareholders all or substantially all of its investment company taxable income and net capital gain in a given year, it will be required to pay U.S. federal income tax and may be required to pay an excise tax on the retained income and gains, thereby reducing a Fund's return. A Fund may elect to treat any retained net capital gain as having been distributed to shareholders. In that case, shareholders of record on the last day of a Fund's taxable year will be required to include their attributable share of the retained gain in income for the year as a long-term capital gain despite not actually receiving a dividend in respect of such share, and will be entitled to a credit or refund against their U.S. federal income tax liabilities for the tax deemed paid on their behalf by a Fund on the retained gain as well as an increase in the basis of their shares to reflect the difference between their attributable share of the retained gain and the related credit or refund.

*U.S. Tax Risk.* A Fund intends to distribute annually all or substantially all of its investment company taxable income and net capital gain. However, should the Chinese government impose restrictions on a Fund's ability to repatriate funds associated with direct investments in A Shares, a Fund may be unable to satisfy distribution requirements



applicable to regulated investment companies (“RICs”) under the Internal Revenue Code. If a Fund fails to satisfy the distribution requirements necessary to qualify for integrated treatment as a RIC for any taxable year, a Fund would be treated as a corporation subject to U.S. federal income tax, thereby subjecting any income earned by a Fund to tax at the corporate level. If a Fund fails to satisfy a separate distribution requirement, it will be subject to a Fund-level excise tax. These Fund-level taxes will apply in addition to taxes payable at the shareholder level on distributions.

Investments in swaps and other derivatives may be subject to special U.S. federal income tax rules that could adversely affect the character, timing and amount of income earned by a Fund (e.g., by causing amounts that would be capital gain to be taxed as ordinary income or to be taken into income earlier than would otherwise be necessary). Also, a Fund may be required to periodically adjust its positions in swaps and derivatives to comply with certain regulatory requirements which may further cause these investments to be less efficient than a direct investment in A Shares. For example, swaps in which a Fund may invest may need to be reset on a regular basis in order to maintain compliance with the 1940 Act, which may increase the likelihood that a Fund will generate short-term capital gains. In addition, because the application of special tax rules to a Fund and its investments may be uncertain, it is possible that the manner in which they are applied by a Fund may be determined to be incorrect. In that event, a Fund may be found to have failed to maintain its qualification as a RIC or to be subject to additional U.S. tax liability.

A Fund may make investments, both directly and through swaps or other derivative positions, in companies classified as passive foreign investment companies for U.S. federal income tax purposes (“PFICs”). Investments in PFICs are subject to special tax rules which may result in adverse tax consequences to a Fund and its shareholders.

*A Shares Tax Risk.* A Fund’s investments in A Shares will be subject to a number of Chinese tax rules and the application of many of those rules is at present uncertain. Chinese taxes that may apply to a Fund’s investments include withholding taxes on dividends and interest earned by a Fund, withholding taxes on capital gains, corporate income tax, value added tax and stamp duty.

If a Fund were considered to be a tax resident of the PRC, it would be subject to PRC corporate income tax at the rate of 25% on its worldwide taxable income. If a Fund were considered to be a non-resident enterprise with a “permanent establishment” in the PRC, it would be subject to PRC corporate income tax of 25% on the profits attributable to the permanent establishment. The Adviser intends to operate a Fund in a manner that will prevent it from being treated as a tax resident of the PRC and from having a permanent establishment in the PRC. It is possible, however, that the PRC could disagree with that conclusion or that changes in PRC tax law could affect the PRC corporate income tax status of a Fund.

The PRC generally imposes withholding income tax at a rate of 10% on dividends, premiums, interest and capital gains originating in the PRC and paid to a company that is not a resident of the PRC for tax purposes and that has no permanent establishment in China. The withholding is in general made by the relevant PRC tax resident company making such payments. The State Administration of Taxation has confirmed the application to a QFII and RQFII of the withholding income tax on dividends, premiums and interest. In the event the relevant PRC tax resident company fails to withhold the relevant PRC withholding income tax or otherwise fails to pay the relevant withholding income tax to the PRC tax authorities, the appropriate PRC tax authorities may, at their sole discretion, impose tax obligations on a Fund.

The Ministry of Finance of the PRC, the State Administration of Taxation of the PRC and the CSRC (collectively, the “PRC Authorities”) issued the “Notice on temporary exemption of Corporate Income Tax on capital gains derived from the transfer of PRC equity investment assets such as PRC domestic stocks by QFII and RQFII” Caishui [2014] No.79 (“Notice 79”) on October 31, 2014. Notice 79 states that QFIIs and RQFIIs (without an establishment or place of business in the PRC or having an establishment or place in the PRC but the income so derived in the PRC is not effectively connected with such establishment or place) will be temporarily exempt from corporate income tax on gains derived from the trading of PRC equity investments, including A Shares, effective from November 17, 2014. In addition, the PRC Authorities issued “Notice on Taxation Relating to the Pilot Program of Shanghai-Hong Kong Stock Connect (Caishui [2014] No. 81)” (“Notice 81”) on October 31, 2014 and “Notice on Taxation Relating to the Pilot Program of Shenzhen-Hong Kong Stock Connect (Caishui [2016] No. 127)” (“Notice 127”) on November 5, 2016. Notice 81 and Notice 127 state that the capital gain from disposal of A Shares by foreign investor enterprises via the Stock Connect program will be temporarily exempt from withholding income tax. Notice 81 and Notice 127 also state that the dividends derived from A Shares by foreign investor enterprises is subject to 10% withholding income tax.

There is no indication of how long the temporary exemption will remain in effect and a Fund may be subject to such withholding income tax in the future. If, in the future, China begins applying tax rules regarding the taxation of income from A Shares investment to QFIIs and RQFIIs or investments through the Stock Connect program and/or begins collecting capital gains taxes on such investments, a Fund could be subject to withholding income tax liability if a Fund determines that such liability cannot be reduced or eliminated by applicable tax treaties. The PRC tax authorities may in the future issue further guidance in this regard and with potential retrospective effect. The negative impact of any such tax liability on a Fund's return could be substantial.

In light of the uncertainty as to how gains or income that may be derived from a Fund's investments in the PRC will be taxed, a Fund reserves the right to provide for withholding tax on such gains or income and withhold tax for the account of the Fund.

Stamp duty under the PRC laws generally applies to the execution and receipt of taxable documents, which include contracts for the sale of A Shares traded on PRC stock exchanges. In the case of such contracts, the stamp duty is currently imposed on the seller but not on the purchaser, at the rate of 0.1%. The sale or other transfer by the Adviser of A Shares will accordingly be subject to PRC stamp duty, but the Adviser will not be subject to PRC stamp duty when it acquires A Shares.

RQFIIs such as the Adviser may also potentially be subject to PRC value added tax at the rate of 6% on capital gains derived from trading of A Shares. Existing guidance provides a temporary value added tax exemption for QFIIs and RQFIIs in respect of their gains derived from the trading of PRC securities. Since there is no indication how long the temporary exemption will remain in effect, a Fund may be subject to such value added tax in future. In addition, urban maintenance and construction tax (currently at rates ranging from 1% to 7%), educational surcharge (currently at the rate of 3%) and local educational surcharge (currently at the rate of 2%) (collectively the "surtaxes") are imposed based on value added tax liabilities, so if the Adviser or a Fund were liable for value added tax it would also be required to pay the applicable surtaxes.

The PRC rules for taxation of RQFIIs, QFIIs and the Stock Connect program are evolving and certain of the tax regulations to be issued by the PRC State Administration of Taxation and/or PRC Ministry of Finance to clarify the subject matter may adversely affect a Fund and its shareholders. The applicability of reduced treaty rates of withholding in the case of an RQFII acting for a foreign investor such as a Fund is also uncertain. The imposition of such taxes, particularly on a retrospective basis, could have a material adverse effect on a Fund's returns. In the absence of well-settled tax guidance and practice, the taxation of RQFIIs, QFIIs and Stock Connect transactions may differ from, or be applied in a manner inconsistent with the practices described in this prospectus. The value of a Fund's investment in the PRC and the amount of its income and gains could be adversely affected by an increase in tax rates or change in the taxation basis.

The above information is only a summary of the potential PRC tax consequences that may affect a Fund and its investors either directly or indirectly and should not be taken as a definitive, authoritative or comprehensive statement of PRC tax law applicable to a Fund. Investors should seek their own tax advice on their tax position with regard to their investment in a Fund under all applicable tax laws.

A Fund may invest in swaps and other derivatives, and in PFICs. To the extent a Fund invests in swaps linked to A Shares, such investments may be less tax-efficient for U.S. tax purposes than a direct investment in A Shares. Any tax liability incurred by a swap counterparty may be passed on to a Fund. When a Fund sells a swap on A Shares, the sale price may take into account of the RQFII's tax liability. Further discussion of the tax rules applicable to investments in swaps and other derivatives and in PFICs can be found in this Prospectus under "U.S. Tax Risk" and in the SAI under "Taxes."

*Foreign Exchange Control.* The Chinese government heavily regulates the domestic exchange of foreign currencies within China. Under SAFE regulations, Chinese corporations may only purchase foreign currencies through government approved banks. In general, Chinese companies must receive approval from or register with the Chinese government before investing in certain capital account items, including direct investments and loans, and must thereafter maintain separate foreign exchange accounts for the capital items. Foreign investors may only exchange foreign currencies at specially authorized banks after complying with documentation requirements. These restrictions may adversely affect a Fund and its investments. The international community has requested that China ease its restrictions on currency exchange, but it is unclear whether the Chinese government will change its policy.

RMB is currently not a freely convertible currency as it is subject to foreign exchange control, fiscal policies and repatriation restrictions imposed by the Chinese government. Such control of currency conversion and movements in the RMB exchange rates may adversely affect the operations and financial results of companies in the PRC. In addition, if such control policies change in the future, a Fund may be adversely affected.

Since 2005, the exchange rate of the RMB is no longer pegged to the U.S. dollar. The RMB has now moved to a managed floating exchange rate based on market supply and demand with reference to a basket of foreign currencies. The daily trading price of the RMB against other major currencies in the inter-bank foreign exchange market would be allowed to float within a narrow band around the central parity published by the PBOC. As the exchange rates are based primarily on market forces, the exchange rates for RMB against other currencies, including the U.S. dollar, are susceptible to movements based on external factors. There can be no assurance that the RMB will not be subject to appreciation and devaluation, either due to changes in government policy or market factors. Any devaluation of the RMB could adversely affect the value of a Fund's investments.

The PRC government imposes restrictions on the remittance of RMB out of and into China. A Fund may remit RMB from Hong Kong to the PRC to settle the purchase of A Shares and other permissible securities by a Fund from time to time. In the event such remittance is disrupted, a Fund may not be able to invest in a representative sampling of the Index's components, which may increase the tracking error of a Fund. Any delay in repatriation of RMB out of China may result in delay in payment of redemption proceeds to the redeeming investors. The Chinese government's policies on exchange control and repatriation restrictions are subject to change, and a Fund's performance may be adversely affected.

*PRC Broker and PRC Custodian Risk.* The Adviser will have appointed PRC brokers to execute transactions for certain Funds in the PRC markets. In its selection of a PRC broker(s), the Adviser will consider factors such as the competitiveness of commission rates, size of the relevant orders and execution standards. Should, for any reason, a Fund's ability to use one or more of the relevant PRC brokers be affected, this could disrupt the operations of the Fund and affect the ability of the Fund to track its underlying index, causing a premium or a discount to the trading price of the Fund's Shares.

According to the RQFII regulations and market practice, the securities and cash accounts for a Fund in the PRC are to be maintained by a custodian in the PRC subject to local Chinese laws and regulations (the "PRC Custodian") in the name of "the RQFII holder—the Fund." In the event a Fund invests in A Shares through the RQFII license granted to the Adviser, the securities and cash accounts for a Fund in the PRC will be maintained by a PRC Custodian. The PRC Custodian maintains a Fund's RMB deposit accounts and oversees the Fund's investments in A Shares in the PRC to ensure its compliance with the rules and regulations of the CSRC and the PBOC. A Shares that are traded on the SSE and the SZSE are dealt and held in book-entry form through the China Securities Depository and Clearing Corporation Limited ("CSDCC"). A Shares purchased by the Adviser, in its capacity as a RQFII, on behalf of a Fund, may be received by the CSDCC and credited to a securities trading account maintained by the PRC Custodian in the joint names of the Fund and applicable Adviser as the RQFII.

Under the investment regulations that permit RQFIIs to invest in A Shares, the PRC Custodian is required to deposit a minimum amount in the form of a clearing reserve fund, the percentage amount to be determined from time to time by the CSDCC Shanghai and Shenzhen branches, with the CSDCC. The minimum clearing reserve ratio is determined by the CSDCC Shanghai and Shenzhen branches from time to time and will be deposited by the PRC Custodian into its minimum clearing reserve fund. In times of rising PRC securities values, the inability to invest the assets of a Fund retained in the clearing reserve fund may have a negative impact on the performance of the Fund and, conversely, in times of falling PRC security values, the retained assets may cause a Fund to perform better than might otherwise have been the case.

The assets held or credited in a Fund's securities trading account(s) maintained with the CSDCC are segregated and independent from the proprietary assets of the PRC Custodian. The account to which cash is held or credited is required to be maintained separately and independently by the PRC Custodian from its own proprietary accounts or accounts of other customers. However, under PRC law, in the event of bankruptcy or liquidation of the PRC Custodian, cash deposited in a Fund's cash account(s) maintained with the PRC Custodian will not be segregated but will be treated as a debt owing from the PRC Custodian to a Fund as a depositor. Under such circumstances, a Fund will not have any proprietary rights to the cash deposited in such cash account(s), and a Fund will become an unsecured creditor, ranking pari passu with all other unsecured creditors, of the PRC Custodian.

There is a risk that a Fund may suffer losses from the default, bankruptcy or disqualification of the PRC broker(s) or PRC Custodian. In such event, the Fund may be adversely affected in the execution of any transaction or face difficulty and/or encounter delays in recovering its assets, or may not be able to recover it in full or at all. A Fund may also incur losses due to the acts or omissions of the PRC brokers and/or the PRC Custodian in the execution or settlement of any transaction or in the transfer of any funds or securities. Subject to the applicable laws and regulations in the PRC, the Adviser will make arrangements to ensure that the PRC brokers and PRC Custodian have appropriate procedures to properly safe-keep a Fund's assets.

*Foreign Currency Considerations.* A Fund's assets are invested primarily in the equity securities of issuers in China and the income received by a Fund will be primarily in RMB. Meanwhile, a Fund will compute and expects to distribute its income in U.S. dollars, and the computation of income will be made on the date that the income is earned by a Fund at the foreign exchange rate in effect on that date. Any gain or loss attributable to fluctuations in exchange rates between the time a Fund accrues income or gain and the time a Fund converts such income or gain from RMB to the U.S. dollar is generally treated as ordinary income or loss. Therefore, if the value of the RMB increases relative to the U.S. dollar between the accrual of income and the time at which a Fund converts the RMB to U.S. dollars, a Fund will recognize ordinary income when the RMB is converted. In such circumstances, if a Fund has insufficient cash in U.S. dollars to meet distribution requirements under the Internal Revenue Code, a Fund may be required to liquidate certain positions in order to make distributions. The liquidation of investments, if required, may also have an adverse impact on a Fund's performance.

Furthermore, a Fund may incur costs in connection with conversions between U.S. dollars and RMB. Foreign exchange dealers realize a profit based on the difference between the prices at which they are buying and selling various currencies. Thus, a dealer normally will offer to sell a foreign currency to a Fund at one rate, while offering a lesser rate of exchange should a Fund desire immediately to resell that currency to the dealer. A lack of liquidity or foreign exchange dealers may lead to higher trading costs. A Fund will conduct its foreign currency exchange transactions either on a spot (i.e., cash) basis at the spot rate prevailing in the foreign currency exchange market, or through entering into forward, futures or options contracts to purchase or sell foreign currencies.

Following a series of policies introduced by the PRC authorities, an RMB market outside the PRC has gradually developed and started to expand rapidly since 2009. RMB traded outside the PRC is often referred as "offshore RMB" with the denotation "CNH," which distinguishes it from the "onshore RMB" or "CNY." Both onshore and offshore RMB are the same currency but are traded in different markets. Since the two RMB markets operate independently and the flow of RMB between them is highly restricted, onshore and offshore RMB are traded at different exchange rates and their movement may not be in the same direction. Due to the strong demand for offshore RMB, CNH typically trades at a premium to onshore RMB, although occasional discounts occur. The relative strength of onshore and offshore RMB may change significantly, and such change may occur within a very short period of time.

In general, the offshore RMB market is more volatile than the onshore RMB market due to its relatively thin liquidity. While there have been discussions about combining the two markets, it is widely expected that the onshore and offshore RMB markets will remain segregated, but highly related, markets for the next few years.

More measures to relax the conduct of offshore RMB businesses were announced on July 19, 2010, with respect to the lifting of restrictions on interbank transfer of RMB funds and granting permission to Hong Kong companies to exchange foreign currencies for RMB without limit.

Currently, there is no market in China in which a Fund may engage in hedging transactions to minimize RMB foreign exchange risk in CNY, and there can be no guarantee that instruments suitable for hedging currency in CNY will be available to a Fund in China at any time in the future. In the event that in the future it becomes possible to hedge RMB currency risk in China in CNY, a Fund may seek to protect the value of some portion or all of its portfolio holdings against currency risks by engaging in hedging transactions. In that case, a Fund may enter into forward currency exchange contracts and currency futures contracts and options on such futures contracts, as well as purchase put or call options on currencies, in China. Currency hedging would involve special risks, including possible default by the other party to the transaction, illiquidity and, to the extent the Adviser's view as to certain market movements is incorrect, the risk that the use of hedging could result in losses greater than if they had not been used. The use of currency transactions could result in a Fund incurring losses as a result of the imposition of exchange controls, exchange rate regulation, suspension of settlements or the inability to deliver or receive a specified currency.



A Fund's investments in A Shares will be denominated in RMB and the income received by a Fund in respect of such investments will be in RMB. As a result, changes in currency exchange rates may adversely affect a Fund's returns. The value of the RMB may be subject to a high degree of fluctuation due to changes in interest rates, the effects of monetary policies issued by the PRC, the United States, foreign governments, central banks or supranational entities, the imposition of currency controls or other national or global political or economic developments. Therefore, a Fund's exposure to RMB may result in reduced returns to a Fund. A Fund does not expect to hedge its currency risk. Moreover, a Fund may incur costs in connection with conversions between U.S. dollars and RMB and will bear the risk of any inability to convert the RMB.

In addition, various PRC companies derive their revenues in RMB but have requirements for foreign currency, including for the import of materials, debt service on foreign currency denominated debt, purchases of imported equipment and payment of any cash dividends declared. The existing PRC foreign exchange regulations have significantly reduced government foreign exchange controls for certain transactions, including trade and service related foreign exchange transactions and payment of dividends. However, it is impossible to predict whether the PRC government will continue its existing foreign exchange policy and when the PRC government will allow free conversion of the RMB to foreign currency. Certain foreign exchange transactions, including principal payments in respect of foreign currency-denominated obligations, currently continue to be subject to significant foreign exchange controls and require the approval of SAFE. Since 1994, the conversion of RMB into U.S. dollars has been based on rates set by the PBOC, which are set daily based on the previous day's PRC interbank foreign exchange market rate. It is not possible to predict nor give any assurance of any future stability of the RMB to U.S. dollar exchange rate. Fluctuations in exchange rates may adversely affect a Fund's NAV. Furthermore, because dividends are declared in U.S. dollars and underlying payments are made in RMB, fluctuations in exchange rates may adversely affect dividends paid by a Fund.

From time to time, a Fund may invest in shares of foreign investment companies, including but not limited to, ETFs the shares of which are listed and traded primarily or solely on a foreign securities exchange. Such foreign funds will not be registered as investment companies with the SEC or subject to the U.S. federal securities laws. As a result, a Fund's ability to transfer shares of such foreign funds outside of the foreign fund's primary market will be restricted or prohibited. While such foreign funds may operate similarly to domestic funds, a Fund as an investor in a foreign fund will not be afforded the same investor protections as are provided by the U.S. federal securities laws.

When a Fund invests in a foreign fund, in addition to directly bearing the expenses associated with its own operations, it will bear a pro rata portion of the foreign fund's expenses. Further, in part because of these additional expenses, the performance of a foreign fund may differ from the performance a Fund would achieve if it invested directly in the underlying investments of the foreign fund. A Fund's investments in foreign ETFs will be subject to the risk that the NAV of the foreign fund's shares may trade below their NAV. The NAV of foreign fund shares will fluctuate with changes in the market value of the foreign fund's holdings. The trading prices of foreign fund shares will fluctuate in accordance with changes in NAV as well as market supply and demand. The difference between the bid price and ask price, commonly referred to as the "spread," will also vary for a foreign ETF depending on the fund's trading volume and market liquidity. Generally, the greater the trading volume and market liquidity, the smaller the spread is and vice versa. Any of these factors may lead to a foreign fund's shares trading at a premium or a discount to NAV.

*Investing through Stock Connect Risk.* The Stock Connect program is a securities trading and clearing program which enables mutual stock market access between Mainland China and Hong Kong. Through the Stock Connect program, foreign investors, such as a Fund, can trade eligible China A Shares subject to trading limits and rules and regulations as may be issued from time to time. No individual investment quotas or licensing requirements apply to investors investing via the Stock Connect program. In addition, there are no lock-up periods or restrictions on the repatriation of principal and profits. Among other restrictions, investors in securities obtained via the Stock Connect program are generally subject to Chinese securities regulations and SSE or SZSE rules. Securities obtained via the Stock Connect program generally may only be sold, purchased or otherwise transferred through the Stock Connect program in accordance with applicable rules. Although a Fund is not subject to individual investment quotas, daily investment quotas apply to all participants in the Stock Connect program, which may restrict or preclude the ability of a Fund to invest in securities obtained via the program. Trading via the Stock Connect program is subject to trading, clearance and settlement procedures that are relatively untested in China. The Stock Connect program is recently-established and further developments are likely. It is unclear whether or how such developments may restrict or affect a Fund.



Fund purchases of A Shares through the Stock Connect program involve ownership rights that are exercised differently than those involved in U.S. securities markets. When a Fund buys a SSE-listed or SZSE-listed stock through the Stock Connect program, a Fund is purchasing a security registered under the name of the Hong Kong Securities Clearing Company Limited (“HKSCC”) that acts as a nominee holder for the beneficial owner of the SSE-listed or SZSE-listed stock. The buying Fund as the beneficial owner of the SSE-listed or SZSE-listed stock can exercise its rights through its nominee HKSCC. However, due to the indirect nature of holding its ownership interest through a nominee holder, a Fund might encounter difficulty in exercising or timely exercising its rights as the beneficial owner when trading through HKSCC under the Stock Connect program, and such difficulty may expose a Fund to potential risk or risk of loss.

#### **NON-PRINCIPAL RISKS**

Each risk discussed below is a non-principal risk of a Fund to the extent it is not identified as a principal risk for such Fund in the preceding “ADDITIONAL RISK INFORMATION - PRINCIPAL RISKS” section.

*Authorized Participants, Market Makers and Liquidity Providers Concentration Risk.* A Fund has a limited number of financial institutions that may act as Authorized Participants (“APs”), which are responsible for the creation and redemption activity for a Fund. In addition, there may be a limited number of market makers and/or liquidity providers in the marketplace. To the extent either of the following events occur, Fund Shares may trade at a material discount to NAV and possibly face delisting: (i) APs exit the business or otherwise become unable to process creation and/or redemption orders and no other APs step forward to perform these services, or (ii) market makers and/or liquidity providers exit the business or significantly reduce their business activities and no other entities step forward to perform their functions.

*Cash Transaction Risk.* To the extent a Fund sells portfolio securities to meet some or all of a redemption request with cash, the Fund may incur taxable gains or losses that it might not have incurred had it made redemptions entirely in-kind. As a result, a Fund may pay out higher annual capital gain distributions than if the in-kind redemption process was used.

*Concentration Risk.* A Fund’s assets may be concentrated in an industry or group of industries, but only to the extent that the Fund’s underlying Index concentrates in a particular industry or group of industries. When a Fund focuses its investments in a particular industry or sector, financial, economic, business, and other developments affecting issuers in that industry, market, or economic sector will have a greater effect on the Fund than if it had not focused its assets in that industry, market, or economic sector, which may increase the volatility of the Fund.

*Conflicts of Interest Risk.* An investment in a Fund will be subject to a number of actual or potential conflicts of interest. For example, the Adviser or its affiliates may provide services to a Fund, such as securities lending agency services, custodial, administrative, bookkeeping, and accounting services, transfer agency and shareholder servicing, securities brokerage services, and other services for which the Fund would compensate the Adviser and/or such affiliates. The Funds may invest in other pooled investment vehicles sponsored, managed, or otherwise affiliated with the Adviser. There is no assurance that the rates at which a Fund pays fees or expenses to the Adviser or its affiliates, or the terms on which it enters into transactions with the Adviser or its affiliates will be the most favorable available in the market generally or as favorable as the rates the Adviser or its affiliates make available to other clients. Because of its financial interest, the Adviser will have an incentive to enter into transactions or arrangements on behalf of a Fund with itself or its affiliates in circumstances where it might not have done so in the absence of that interest, provided that the Adviser will comply with applicable regulatory requirements.

The Adviser and its affiliates serve as investment adviser to other clients and may make investment decisions that may be different from those that will be made by the Adviser on behalf of the Funds. For example, the Adviser may provide asset allocation advice to some clients that may include a recommendation to invest in or redeem from particular issuers while not providing that same recommendation to all clients invested in the same or similar issuers. The Adviser may (subject to applicable law) be simultaneously seeking to purchase (or sell) investments for a Fund and to sell (or purchase) the same investment for accounts, funds, or structured products for which it serves as asset manager, or for other clients or affiliates. The Adviser and its affiliates may invest for clients in various securities that are senior, *pari passu* or junior to, or have interests different from or adverse to, the securities that are owned by a Fund. The Adviser or its affiliates, in connection with its other business activities, may acquire material nonpublic confidential information that may restrict the Adviser from purchasing securities or selling securities for itself or its clients (including the Funds) or otherwise using such information for the benefit of its clients or itself.

The foregoing does not purport to be a comprehensive list or complete explanation of all potential conflicts of interests which may affect a Fund. A Fund may encounter circumstances, or enter into transactions, in which conflicts of interest that are not listed or discussed above may arise.

*Costs of Buying and Selling Shares.* Investors buying or selling Fund Shares in the secondary market will pay brokerage commissions or other charges imposed by brokers, as determined by that broker. Brokerage commissions are often a fixed amount and may be a significant proportional cost for investors seeking to buy or sell relatively small amounts of Fund Shares. In addition, secondary market investors will also incur the cost of the difference between the price that an investor is willing to pay for Fund Shares (the “bid” price) and the price at which an investor is willing to sell Fund Shares (the “ask” price). This difference in bid and ask prices is often referred to as the “spread” or “bid/ask spread.” The bid/ask spread varies over time for Fund Shares based on trading volume and market liquidity, and is generally lower if Fund Shares have more trading volume and market liquidity and higher if Fund Shares have little trading volume and market liquidity. Further, increased market volatility may cause increased bid/ask spreads. Due to the costs of buying or selling Fund Shares, including bid/ask spreads, frequent trading of Fund Shares may significantly reduce investment results and an investment in Fund Shares may not be advisable for investors who anticipate regularly making small investments.

*Cybersecurity Risk.* With the increased use of technologies such as the Internet and the dependence on computer systems to perform business and operational functions, funds (such as the Funds) and their service providers (including the Adviser) may be prone to operational and information security risks resulting from cyber-attacks and/or technological malfunctions. In general, cyber-attacks are deliberate, but unintentional events may have similar effects. Cyber-attacks include, among others, stealing or corrupting data maintained online or digitally, preventing legitimate users from accessing information or services on a website, releasing confidential information without authorization, and causing operational disruption. Successful cyber-attacks against, or security breakdowns of, a Fund, the Adviser or a custodian, transfer agent, or other affiliated or third-party service provider may adversely affect a Fund or its shareholders. For instance, cyber-attacks or technical malfunctions may interfere with the processing of shareholder or other transactions, affect a Fund's ability to calculate its NAV, cause the release of private shareholder information or confidential Fund information, impede trading, cause reputational damage, and subject a Fund to regulatory fines, penalties or financial losses, reimbursement or other compensation costs, and additional compliance costs. Cyber-attacks or technical malfunctions may render records of Fund assets and transactions, shareholder ownership of Fund Shares, and other data integral to the functioning of a Fund inaccessible or inaccurate or incomplete. A Fund may also incur substantial costs for cybersecurity risk management in order to prevent cyber incidents in the future. A Fund and its shareholders could be negatively impacted as a result. While the Adviser has established a business continuity plan and systems designed to minimize the risk of cyber-attacks through the use of technology, processes and controls, there are inherent limitations in such plan and systems, including the possibility that certain risks have not been identified, given the evolving nature of this threat. Each Fund relies on third-party service providers for many of its day-to-day operations, and will be subject to the risk that the protections and protocols implemented by those service providers will be ineffective to protect the Fund from cyber-attack. The Adviser does not control the cybersecurity plans and systems put in place by third-party service providers, and such third-party service providers may have limited indemnification obligations to the Adviser or the Funds. Similar types of cybersecurity risks or technical malfunctions also are present for issuers of securities in which each Fund invests, which could result in material adverse consequences for such issuers, and may cause a Fund's investment in such securities to lose value.

*Index Construction Risk.* A security included in an Index may not exhibit the characteristic or provide the specific exposure for which it was selected and consequently a Fund's holdings may not exhibit returns consistent with that characteristic or exposure.

*Index Licensing Risk.* It is possible that the license under which the Adviser or a Fund is permitted to replicate or otherwise use an Index will be terminated or may be disputed, impaired or cease to remain in effect. In such a case, the Adviser may be required to replace the relevant Index with another index which it considers to be appropriate in light of the investment strategy of a Fund. The use of any such substitute index may have an adverse impact on a Fund's performance. In the event that the Adviser is unable to identify a suitable replacement for the relevant Index, it may determine to terminate a Fund.

*Money Market Risk.* An investment in a money market fund is not a deposit of any bank and is not insured or guaranteed by the FDIC or any other government agency. Certain money market funds seek to preserve the value of their shares at \$1.00 per share, although there can be no assurance that they will do so, and it is possible to lose money by investing in such a money market fund. A major or unexpected change in interest rates or a decline in the credit quality of an issuer or entity providing credit support, an inactive trading market for money market instruments, or adverse market, economic, industry, political, regulatory, geopolitical, and other conditions could cause the share price of such a money market fund to fall below \$1.00. It is possible that such a money market fund will issue and redeem shares at \$1.00 per share at times when the fair value of the money market fund's portfolio per share is more or less than \$1.00. None of State Street Corporation, State Street, State Street Global Advisors ("SSGA"), SSGA FM or their affiliates ("State Street Entities") guarantee the value of an investment in a money market fund at \$1.00 per share. Investors should have no expectation of capital support to a money market fund from State Street Entities. Other money market funds price and transact at a "floating" NAV that will fluctuate along with changes in the market-based value of fund assets. Shares sold utilizing a floating NAV may be worth more or less than their original purchase price. Recent changes in the regulation of money market funds may affect the operations and structures of money market funds. A money market fund may be permitted or required to impose redemption fees or to impose limitations on redemptions during periods of high illiquidity in the markets for the investments held by it.

*Portfolio Turnover Risk.* A Fund may engage in frequent trading of its portfolio securities. Fund turnover generally involves a number of direct and indirect costs and expenses to a Fund, including, for example, brokerage commissions, dealer mark-ups and bid/asked spreads, and transaction costs on the sale of securities and reinvestment in other securities. The costs related to increased portfolio turnover have the effect of reducing a Fund's investment return, and the sale of securities by the Fund may result in the realization of taxable capital gains, including short-term capital gains. A Fund may engage in significant trading of its portfolio securities in connection with Index rebalancing. Frequent or significant trading may cause a Fund to incur additional transaction costs and experience different tax consequences in comparison to an ETF that does not engage in frequent or significant trading.

*Securities Lending Risk.* Each Fund may lend portfolio securities in an amount not to exceed 40% of the value of its net assets. For these purposes, net assets shall exclude the value of all assets received as collateral for the loan. Such loans may be terminated at any time. Any such loans must be continuously secured by collateral maintained on a current basis in an amount at least equal to the market value of the securities loaned by a Fund, marked to market each trading day. In a loan transaction, as compensation for lending its securities, a Fund will receive a portion of the dividends or interest accrued on the securities held as collateral or, in the case of cash collateral, a portion of the income from the investment of such cash. In addition, a Fund will receive the amount of all dividends, interest and other distributions on the loaned securities. However, the borrower has the right to vote the loaned securities. A Fund will call loans to vote proxies if a material issue affecting the investment is to be voted upon. Efforts to recall such securities promptly may be unsuccessful, especially for foreign securities or thinly traded securities, and may involve expenses to a Fund. Securities lending involves the risk that the Fund may lose money because the borrower of the loaned securities fails to return the securities in a timely manner or at all. Should the borrower of the securities fail financially, a Fund may experience delays in recovering the securities or exercising its rights in the collateral. Loans are made only to borrowers that are deemed by the securities lending agent to be of good financial standing. In a loan transaction, a Fund will also bear the risk of any decline in value of securities provided as collateral or acquired with cash collateral. Each Fund will attempt to minimize this risk by limiting the investment of cash collateral to high quality instruments of short maturity either directly on behalf of the lending Fund or through one or more joint accounts or funds, which may include those managed by the Adviser. To the extent the collateral provided or investments made with cash collateral differ from securities included in an Index, such collateral or investments may have a greater risk of loss than the securities included in the Index. In addition, a Fund will be subject to the risk that any income generated by lending its securities or reinvesting cash collateral is lower than any fees the Fund has agreed to pay a borrower. The Adviser will take into account the tax impact to shareholders of substitute payments for dividends when overseeing a Fund's securities lending activity.

*Trading Issues.* Although Fund Shares are listed for trading on the Exchange and may be listed or traded on U.S. and non-U.S. stock exchanges other than the Exchange, there can be no assurance that an active trading market for such Fund Shares will develop or be maintained. Trading in Fund Shares on the Exchange may be halted due to market conditions or for reasons that, in the view of the Exchange, make trading in Fund Shares inadvisable. In addition, trading in Fund Shares on the Exchange is subject to trading halts caused by extraordinary market volatility pursuant to

Exchange “circuit breaker” rules. Similar to the shares of operating companies listed on a stock exchange, Fund Shares may be sold short and are therefore subject to the risk of increased volatility in the trading price of the Fund’s shares. While each Fund expects that the ability of Authorized Participants to create and redeem Fund Shares at net asset value should be effective in reducing any such volatility, there is no guarantee that it will eliminate the volatility associated with such short sales. There can be no assurance that the requirements of the Exchange necessary to maintain the listing of a Fund will continue to be met or will remain unchanged or that Fund Shares will trade with any volume, or at all, on any stock exchange.

## MANAGEMENT

### INVESTMENT ADVISER

SSGA FM serves as the investment adviser to each Fund and, subject to the oversight of the Board, is responsible for the investment management of each Fund. The Adviser provides an investment management program for each Fund and manages the investment of each Fund’s assets. In addition, the Adviser provides administrative, compliance and general management services to each Fund. The Adviser is a wholly-owned subsidiary of State Street Global Advisors, Inc., which itself is a wholly-owned subsidiary of State Street Corporation. The Adviser is registered with the SEC under the Investment Advisers Act of 1940, as amended. The Adviser and certain other affiliates of State Street Corporation make up SSGA. SSGA is one of the world’s largest institutional money managers and the investment management arm of State Street Corporation. As of September 30, 2022, the Adviser managed approximately \$768.42 billion in assets and SSGA managed approximately \$3.26 trillion in assets. The Adviser’s principal business address is One Iron Street, Boston, Massachusetts 02210.

For the services provided to each Fund under the Investment Advisory Agreement, for the fiscal year ended September 30, 2022, each Fund paid the Adviser the annual fees based on a percentage of each Fund’s average daily net assets as set forth below:

SPDR Bloomberg SASB Developed Markets Ex US ESG Select ETF	0.12% <sup>(1)</sup>
SPDR Bloomberg SASB Emerging Markets ESG Select ETF	0.16% <sup>(1)</sup>
SPDR Dow Jones Global Real Estate ETF	0.50%
SPDR Dow Jones International Real Estate ETF	0.59%
SPDR EURO STOXX 50 ETF	0.29%
SPDR MSCI ACWI Climate Paris Aligned ETF	0.15% <sup>(2)</sup>
SPDR MSCI ACWI ex-US ETF	0.30%
SPDR MSCI EAFE Fossil Fuel Reserves Free ETF	0.20%
SPDR MSCI EAFE StrategicFactors ETF	0.30%
SPDR MSCI Emerging Markets Fossil Fuel Reserves Free ETF	0.30%
SPDR MSCI Emerging Markets StrategicFactors ETF	0.30%
SPDR MSCI World StrategicFactors ETF	0.30%
SPDR Portfolio Developed World ex-US ETF	0.04%
SPDR Portfolio Emerging Markets ETF	0.11%
SPDR Portfolio Europe ETF	0.09%
SPDR Portfolio MSCI Global Stock Market ETF	0.09%
SPDR S&P China ETF	0.59%
SPDR S&P Emerging Asia Pacific ETF	0.49%
SPDR S&P Emerging Markets Dividend ETF	0.49%
SPDR S&P Emerging Markets Small Cap ETF	0.65%
SPDR S&P Global Dividend ETF	0.40%
SPDR S&P Global Infrastructure ETF	0.40%
SPDR S&P Global Natural Resources ETF	0.40%
SPDR S&P International Dividend ETF	0.45%
SPDR S&P International Small Cap ETF	0.40%
SPDR S&P North American Natural Resources ETF	0.35%

<sup>(1)</sup> The Fund commenced operations on January 10, 2022.

<sup>(2)</sup> Effective April 22, 2022, the management fee of the Fund was reduced from 0.20% to 0.12% of the Fund’s average daily net assets.



From time to time, the Adviser may also waive all or a portion of its management fee. The Adviser has contractually agreed to waive a portion of its management fee and/or reimburse expenses in an amount equal to any acquired fund fees and expenses (excluding holdings in acquired funds for cash management purposes, if any) for each Fund until January 31, 2024. This waiver and/or reimbursement does not provide for the recoupment by the Adviser of any amounts waived or reimbursed. This waiver and/or reimbursement may not be terminated prior to January 31, 2024 except with the approval of the Board. The Adviser pays all expenses of each Fund other than the management fee, brokerage expenses, taxes, interest, fees and expenses of the Independent Trustees (including any Trustee's counsel fees), litigation expenses, acquired fund fees and expenses and other extraordinary expenses.

A discussion regarding the Board's consideration of the Investment Advisory Agreement is provided in the Funds' Annual Report to Shareholders for the period ended September 30, 2022. A discussion regarding the basis of the Board's approval of the Investment Advisory Agreement regarding the SPDR Bloomberg SASB Emerging Markets ESG Select ETF and the SPDR Bloomberg SASB Developed Markets Ex US ESG Select ETF is available in the Trust's Semi-Annual Report to Shareholders for the period ended March 31, 2022.

SSGA FM, as the investment adviser for the Funds, may hire one or more sub-advisers to oversee the day-to-day investment activities of the Funds. The sub-advisers are subject to oversight by the Adviser. The Adviser and SPDR Index Shares Funds (the "Trust") have received an exemptive order from the SEC that permits the Adviser, with the approval of the Board, including a majority of the Independent Trustees, of the Trust, to retain and amend existing sub-advisory agreements with unaffiliated investment sub-advisers for a Fund without submitting the sub-advisory agreement to a vote of the Fund's shareholders. The Trust will notify shareholders in the event of any change in the identity of such sub-adviser or sub-advisers. The Adviser has ultimate responsibility for the investment performance of the Funds due to its responsibility to oversee each sub-adviser and recommend their hiring, termination and replacement. The Adviser is not required to disclose fees paid to any unaffiliated sub-adviser retained pursuant to the order. Except with respect to the SPDR Bloomberg SASB Developed Markets Ex US ESG Select ETF, SPDR Bloomberg SASB Emerging Markets ESG Select ETF, SPDR MSCI ACWI Climate Paris Aligned ETF, SPDR MSCI EAFE Fossil Fuel Reserves Free ETF, SPDR MSCI EAFE StrategicFactors ETF, SPDR MSCI Emerging Markets Fossil Fuel Reserves Free ETF, SPDR MSCI Emerging Markets StrategicFactors ETF, SPDR MSCI World StrategicFactors ETF, SPDR S&P Global Dividend ETF and SPDR S&P North American Natural Resources ETF, approval by Fund shareholders is required before any authority granted under the exemptive order may be exercised.

#### *Portfolio Managers.*

The Adviser manages the Funds using a team of investment professionals. The team approach is used to create an environment that encourages the flow of investment ideas. The portfolio managers within each team work together in a cohesive manner to develop and enhance techniques that drive the investment process for the respective investment strategy. This approach requires portfolio managers to share a variety of responsibilities, including investment strategy and analysis, while retaining responsibility for the implementation of the strategy within any particular portfolio. The approach also enables the team to draw upon the resources of other groups within SSGA. Each portfolio management team is overseen by the SSGA Investment Committee.

The professionals primarily responsible for the day-to-day management of each Fund are:

<b>Portfolio Management Team</b>	<b>Fund</b>
Emiliano Rabinovich, Karl Schneider and John Law .....	SPDR Bloomberg SASB Developed Markets Ex US ESG Select ETF
Emiliano Rabinovich, Lisa Hobart and Amy Cheng .....	SPDR Bloomberg SASB Emerging Markets ESG Select ETF
Karl Schneider, Kala O'Donnell and Olga Winner .....	SPDR Portfolio Developed World ex-US ETF
Michael Feehily, Juan Acevedo and Thomas Coleman .....	SPDR S&P China ETF
Michael Feehily, Karl Schneider and Juan Acevedo .....	SPDR MSCI World StrategicFactors ETF
Michael Feehily, Karl Schneider and Amy Cheng .....	SPDR S&P Emerging Markets Small Cap ETF
Michael Feehily, Karl Schneider and David Chin .....	SPDR S&P Global Natural Resources ETF
Michael Feehily, Karl Schneider and Thomas Coleman .....	SPDR MSCI ACWI Climate Paris Aligned ETF
Michael Feehily, Karl Schneider and Michael Finocchi .....	SPDR S&P Global Infrastructure ETF, SPDR MSCI ACWI ex-US ETF
Michael Feehily, Karl Schneider and Dwayne Hancock .....	SPDR Portfolio Emerging Markets ETF
Michael Feehily, Karl Schneider and Lisa Hobart .....	SPDR MSCI EAFE StrategicFactors ETF
Michael Feehily, Karl Schneider and Ted Janowsky .....	SPDR S&P International Dividend ETF



Portfolio Management Team	Fund
Michael Feehily, Karl Schneider and Mark Krivitsky .....	SPDR EURO STOXX 50 ETF, SPDR Portfolio Europe ETF
Michael Feehily, Karl Schneider and John Law .....	SPDR MSCI EAFE Fossil Fuel Reserves Free ETF, SPDR MSCI Emerging Markets StrategicFactors ETF
Michael Feehily, Karl Schneider and Kala O'Donnell .....	SPDR MSCI Emerging Markets Fossil Fuel Reserves Free ETF
Michael Feehily, Karl Schneider, Emiliano Rabinovich and Olga Winner .....	SPDR S&P North American Natural Resources ETF
Michael Feehily, Karl Schneider and Keith Richardson .....	SPDR Dow Jones Global Real Estate ETF, SPDR Dow Jones International Real Estate ETF, SPDR Portfolio MSCI Global Stock Market ETF
Michael Feehily, Karl Schneider and Amy Scofield .....	SPDR S&P Global Dividend ETF
Michael Feehily, Karl Schneider and Olga Winner .....	SPDR S&P Emerging Markets Dividend ETF
Michael Feehily, Karl Schneider and Teddy Wong .....	SPDR S&P Emerging Asia Pacific ETF, SPDR S&P International Small Cap ETF

Juan Acevedo is a Vice President of SSGA and the Adviser and a Senior Portfolio Manager in the Global Equity Beta Solutions Group. He is responsible for managing equity index, smart beta and tax-efficient quantitative strategies for institutional clients and high net worth individuals. Prior to his current role, Mr. Acevedo was a portfolio manager in SSGA's Implementation Group, where he was responsible for the daily management of active and passive strategies, with an additional focus of mass construction of separately managed accounts. Mr. Acevedo received a Bachelor of Arts in International Business from Providence College. Additionally, he received a Master of Science in Investment Management and a Master of Business Administration with a Finance concentration from the Questrom School of Business at Boston University.

Amy Cheng is a Vice President of SSGA and the Adviser and a Senior Portfolio Manager in the Global Equity Beta Solutions Group. Within this group, she is the strategy leader for alternative asset equities. She is responsible for the management of various domestic, international and emerging market equity index strategies, including listed real estate securities and commodities. Prior to joining the Global Equity Beta Solutions Group in 2008, Ms. Cheng worked in SSGA's Implementation Group, where she performed the day-to-day management of active developed and emerging market equity portfolios. She also worked as an operations associate responsible for funds managed by the active international equities team. Prior to joining SSGA in 2000, Ms. Cheng worked at Mellon Financial. Ms. Cheng earned a Bachelor of Arts in Economics and Political Science from the University of Rochester and a Master of Business Administration from the Carroll School of Management at Boston College. She is a member of the FTSE EPRA/NAREIT Global Real Estate Index Series Americas Regional Advisory Committee.

David Chin is a Vice President of SSGA and the Adviser and a Senior Portfolio Manager in the Global Equity Beta Solutions Group. He is responsible for managing a full range of equity index and tax-efficient products. Prior to joining SSGA in 1999, Mr. Chin worked at Frank Russell Company, OneSource Information Systems, and PanAgora Asset Management. Mr. Chin has been working in the investment management field since 1992. Mr. Chin holds a Bachelor of Science in Management Information Systems from the University of Massachusetts/Boston and a Master of Business Administration from the University of Arizona.

Thomas Coleman, CFA, is a Vice President of SSGA and the Adviser and a Senior Portfolio Manager in the Global Equity Beta Solutions Group. Within this group, Mr. Coleman is the Emerging Markets Strategy leader and, as such, he is responsible for the management of a variety of commingled, segregated, and exchange traded products benchmarked to international indices, including MSCI Emerging Markets and ACWI indices, as well as S&P Emerging Markets indices. Mr. Coleman is also responsible for domestic strategies benchmarked to Russell, Standard & Poor's, and NASDAQ indices. Prior to assuming his current role in April 2004, he managed SSGA's International Structured Products Group Operations Team. Mr. Coleman holds a Bachelor of Science in Finance and Accounting from Boston College and a Master of Business Administration from Babson College. He also earned the Chartered Financial Analyst (CFA) designation and is a member of CFA Society Boston, Inc.

Effective March 1, 2023, Mr. Feehily will no longer serve as a portfolio manager. Michael Feehily, CFA, is a Senior Managing Director of SSGA and the Adviser and the Head of Global Equity Beta Solutions in the Americas. He is also a member of the Senior Leadership Team and is a voting member on the firm's Trade Management Oversight Committee and the North America Product Committee. In his current role, Mr. Feehily is responsible for overseeing the Global Equity Beta Solutions portfolio management team in the Boston office and helping lead the strategic direction of the business. In addition, he contributes to developing new business opportunities, consulting with clients, and running day-to-day business operations. Mr. Feehily rejoined SSGA in 2010 after spending four years in State Street Global Markets, LLC, where he helped to build the Global Exposure Solutions business. This group created and managed portfolios that were designed to meet the short-term market exposure needs of institutional clients. Prior to this, Mr.

Feehily had been Head of the U.S. Passive Equity Team within SSGA, which he originally joined in 1997. He began his career at State Street in 1993 within the Global Services division, where he was a member of the Performance & Analytics team and was one of the founding members of the firm's Private Edge business, which helped to analyze clients' private market investments such as venture capital, corporate finance, and real estate. Mr. Feehily received a Bachelor of Science from Babson College in Finance, Investments, and Economics. He received a Master of Business Administration in Finance from Bentley College and also earned the Chartered Financial Analyst (CFA) designation. Mr. Feehily is a member of the CFA Institute and CFA Society Boston, Inc. He is also a former member of the FTSE/Russell Index Client Advisory Board and the S&P Index Advisory Committee. He is registered as an Advising Representative with all Canadian Provincial Securities Commissions under State Street Global Advisor Limited's (Canada) Portfolio Manager registration category. He currently serves as an Executive Sponsor for the Inclusion & Diversity Talent Acquisition Pillar at SSGA.

Michael Finocchi is a Principal of SSGA and the Adviser and a Portfolio Manager in the Global Equity Beta Solutions Group. He is responsible for managing a wide variety of equity index and tax-efficient strategies for institutional clients and high net worth individuals. Prior to assuming his current role in March 2012, Mr. Finocchi was a senior manager in Portfolio Administration responsible for the operations of funds managed by the Global Equity Beta Solutions Group. Before joining SSGA in 2005, he worked for Investors Bank & Trust as a senior tax analyst following his role in custody servicing BGI. Mr. Finocchi holds a Master of Business Administration with a concentration in Finance from Boston University's Questrom School of Business as well as a Bachelor of Arts in History and Business Studies from Providence College.

Dwayne Hancock, CFA, is a Vice President of SSGA and the Adviser and a Senior Portfolio Manager in the firm's Global Equity Beta Solutions (GEBS) Group. Within this group, he is currently the strategy leader for the group's non-U.S. passive products. Prior to taking on this responsibility, Mr. Hancock was the ETF product specialist for the GEBS group. He is also a member of the SSGA Valuation Committee. Mr. Hancock currently manages a varied mix of funds with both domestic and international strategies, which include separate accounts, commingled funds, mutual funds and ETFs. Additionally, he has played a primary role in determining trading strategies for significant benchmark changes such as the annual Russell indices reconstitution. Mr. Hancock joined SSGA in 1996 and became part of the GEBS portfolio management team in 1998. Prior to this, he worked in the firm's Passive International Equity Operations department as a senior analyst. He has been working in the investment management field since 1994. Mr. Hancock holds a Master of Business Administration from the Carroll School of Management at Boston College and a Bachelor of Science in Business Administration from Framingham State College. He also earned the Chartered Financial Analyst (CFA) designation and is a member of CFA Society Boston, Inc.

Lisa Hobart is a Vice President of SSGA and the Adviser and a Senior Portfolio Manager in the Global Equity Beta Solutions Group. Ms. Hobart is responsible for managing domestic, international and emerging strategies for both traditional index and alternative beta mandates. She is responsible for managing strategies across separate accounts, commingled funds, mutual funds, and ETF structures. Ms. Hobart joined State Street Bank London in 2000 and moved to SSGA as a senior portfolio analyst in 2006. During her career at SSGA, Lisa has managed the Investment Operations team, supporting passive, enhanced and active equity strategies. Ms. Hobart graduated from Leeds University with a Bachelor of Arts (Hons.) in Economics and Management. She holds the Investment Management Certificate.

Ted Janowsky, CFA, is a Vice President of SSGA and the Adviser and a Senior Portfolio Manager in the Global Equity Beta Solutions Group. In this capacity, he manages a diverse group of equity and derivative-based index portfolios and has played a significant role designing proprietary portfolio management software. Additionally, Mr. Janowsky was head of the portfolio management team of SSGA's Company Stock Group, which manages all fiduciary transactions and company stock investments including employee stock ownership plans, 401(k) plans, defined benefit plans and non-qualified plans. Prior to joining the Global Equity Beta Solutions Group, he worked as an application developer in Investor Technology Services within State Street Corporation. He also worked as a business analyst in State Street's London and Sydney offices. Mr. Janowsky joined SSGA in 2005. Mr. Janowsky holds a Bachelor of Science in Business Administration from Bucknell University and a Master of Business Administration from the Carroll School of Management at Boston College. He has also earned the Chartered Financial Analyst (CFA) designation and is a member of the CFA Institute and CFA Society Boston, Inc.

Mark Krivitsky is a Vice President of SSGA and the Adviser and a Senior Portfolio Manager in the Global Equity Beta Solutions Group and Tax-Efficient Market Capture Group. He is responsible for managing both U.S. and international index funds and taxable institutional accounts. His previous experience at SSGA includes affiliation with the firm's U.S. Structured Products Operations Group. Mr. Krivitsky began his tenure at State Street Corporation in the Mutual Funds Division in 1992. He has been working in the investment management field since 1991. Mr. Krivitsky holds a Bachelor of Arts in Humanities/Social Sciences from the University of Massachusetts and a Master of Business Administration with a specialization in Finance from the Sawyer School of Management at Suffolk University.

John Law, CFA, is a Vice President of SSGA and the Adviser and a Senior Portfolio Manager in the Global Equity Beta Solutions (GEBS) Group, having joined SSGA in 2016. Previously, Mr. Law worked at Dimensional Fund Advisors as a portfolio manager on the international equities desk, where he oversaw the international small cap strategy and served as Global Process Lead for foreign exchange. Prior experience also includes mortgage banking, having worked at IndyMac Bank issuing mortgage backed securities, and investment banking, with Credit Suisse First Boston. Mr. Law has a Master of Business Administration from the University of Chicago Booth School of Business, where he was a Siebel Scholar, and Master's and Bachelor's degrees from Cambridge University and Princeton University, respectively. He also earned the Chartered Financial Analyst (CFA) designation and is a member of CFA Society Boston, Inc.

Kala O'Donnell is a Vice President of SSGA and the Adviser and a Senior Portfolio Manager in the Global Equity Beta Solutions Group. She is responsible for managing both domestic and international equity index portfolios, including a variety of separate accounts, commingled funds, ETFs and alternative beta strategies. Additionally, Ms. O'Donnell has been involved in various research and process improvement projects, and has served as a hedging specialist within the Group. Prior to joining SSGA, Ms. O'Donnell worked in State Street Corporation's Mutual Funds division in the U.S., as well as in Canada and Germany. She has been in the investment management field since she joined SSGA in 1995. Ms. O'Donnell holds a Bachelor of Science in Accounting from Lehigh University and a Master of Business Administration in International Business from Bentley College. She is member of the Chartered Financial Analyst (CFA) Institute and CFA Society Boston, Inc.

Emiliano Rabinovich, CFA, is a Managing Director of SSGA and the Adviser and a Senior Portfolio Manager in the Global Equity Beta Solutions Group. Within this group, he is the strategy leader for their Tax Aware, Smart Beta and ESG products. Mr. Rabinovich currently manages a varied mix of funds that include both traditional indexing and a variety of alternative beta mandates. He also manages local and global strategies and fund structures, which include separate accounts, commingled funds, mutual funds and ETFs. Mr. Rabinovich joined SSGA in Montreal in 2006, where he was the Head of the Global Equity Beta Solutions Group in Canada. He has been working in the investment management field since 2003. Mr. Rabinovich holds a Bachelor of Arts in Economics from the University of Buenos Aires and a Master of Arts in Economics from the University of CEMA. He has also earned the Chartered Financial Analyst (CFA) designation and is a member of CFA Society Boston, Inc.

Keith Richardson is a Vice President of SSGA and the Adviser and a Senior Portfolio Manager in the Global Equity Beta Solutions Group. He currently manages a variety of passive U.S. and international equity funds including an assortment of ETFs, sub-advised mutual funds, and separately managed portfolios. Prior to his current role, Mr. Richardson spent nine years as a portfolio manager in SSGA's Direct Implementation Group where he managed both U.S. active quantitative strategies and passive global REITs. During that time, he also oversaw the mass construction of separately managed accounts (SMAs). He began his time with SSGA in investment operations with a primary focus on tax-efficient market capture. Mr. Richardson has been with SSGA since 1999 and has been working in the investment management field since 1997. Mr. Richardson holds a Bachelor of Science in Finance from Bentley University and a Master of Business Administration with a Finance concentration from the Sawyer School of Management at Suffolk University.

Karl Schneider, CAIA, is a Managing Director of SSGA and the Adviser and Deputy Head of Global Equity Beta Solutions (GEBS) in the Americas, where he also serves as a Senior Portfolio Manager for a number of the group's passive equity portfolios. Previously within GEBS, he served as a portfolio manager and product specialist for U.S. equity strategies and synthetic beta strategies, including commodities, buy/write, and hedge fund replication. He is also a member of the S&P Dow Jones U.S. Equities Index Advisory Panel. Prior to joining the GEBS group, Mr. Schneider worked as a portfolio manager in SSGA's Currency Management Group, managing both active currency selection and

traditional passive hedging overlay portfolios. He joined SSGA in 1997. Mr. Schneider holds a Bachelor of Science in Finance and Investments from Babson College and a Master of Science in Finance from the Carroll School of Management at Boston College. He has earned the Chartered Alternative Investment Analyst (CAIA) designation and is a member of the CAIA Association.

Amy Scofield is a Principal of SSGA and the Adviser and a Portfolio Manager in the Global Equity Beta Solutions Group. She is responsible for the management of various equity index funds, with domestic and international strategies. Ms. Scofield rejoined SSGA in November of 2010, after spending two years at Atlantic Trust Company, a private wealth management firm. In her role at Atlantic Trust Company, she specialized in asset allocation and performance analysis for high net worth clients. Prior to Atlantic Trust Company, Ms. Scofield was a compliance officer at SSGA, where she was responsible for ensuring equity portfolios met specified guidelines. She also worked as an operations associate in SSGA's International Structured Products Group. Ms. Scofield holds a Bachelor of Arts in Economics from Boston College.

Olga Winner, CFA, is a Vice President of SSGA and the Adviser and a Senior Portfolio Manager in the Global Equity Beta Solutions Group. She is responsible for the management of several domestic, international developed and emerging market strategies, including separate accounts, commingled funds, mutual funds and ETFs. Additionally, Ms. Winner manages hedged and futures overlay strategies. Prior to joining SSGA, Ms. Winner worked as an acquisitions associate at Boston Capital Partners, a real estate investment firm, analyzing investment opportunities. She holds a Master of Business Administration and a Master of Science in Finance from the Carroll School of Management at Boston College and a Bachelor of Science in Finance from the University of Massachusetts. She also earned the Chartered Financial Analyst (CFA) designation and is a member of CFA Society Boston, Inc.

Teddy Wong is a Vice President of SSGA and the Adviser and a Senior Portfolio Manager in the Global Equity Beta Solutions Group. Within this team, he is responsible for the management of several strategies, including developed and emerging markets strategies benchmarked to MSCI and S&P indices as well as domestic strategies benchmarked to Russell and Standard & Poor's indices. Prior to assuming his current role in January 2006, Mr. Wong was a manager within SSGA's International Structured Products Group Operations Team. Mr. Wong holds a Bachelor of Arts in Economics from the University of Rochester.

Additional information about the portfolio managers' compensation, other accounts managed by the portfolio managers, and the portfolio managers' ownership of the Funds is available in the SAI.

*Administrator, Sub-Administrator, Custodian and Transfer Agent.* The Adviser serves as Administrator for each Fund. State Street, part of State Street Corporation, is the Sub-Administrator for each Fund and the Custodian for each Fund's assets, and serves as Transfer Agent to each Fund.

*Lending Agent.* State Street is the securities lending agent for the Trust. For its services, the lending agent would typically receive a portion of the net investment income, if any, earned on the collateral for the securities loaned.

*Distributor.* State Street Global Advisors Funds Distributors, LLC serves as the Funds' distributor ("SSGA FD" or the "Distributor") pursuant to the Distribution Agreement between SSGA FD and the Trust. The Distributor will not distribute Fund Shares in less than Creation Units, and it does not maintain a secondary market in Fund Shares. The Distributor may enter into selected dealer agreements with other broker-dealers or other qualified financial institutions for the sale of Creation Units of Fund Shares.

*Additional Information.* The Board oversees generally the operations of the Funds and the Trust. The Trust enters into contractual arrangements with various parties, including among others the Funds' investment adviser, custodian, transfer agent, and accountants, who provide services to the Funds. Shareholders are not parties to any such contractual arrangements or intended beneficiaries of those contractual arrangements, and those contractual arrangements are not intended to create in any shareholder any right to enforce them directly against the service providers or to seek any remedy under them directly against the service providers.

This Prospectus provides information concerning the Trust and the Funds that you should consider in determining whether to purchase Fund Shares. Neither this Prospectus nor the related SAI is intended, or should be read, to be or give rise to an agreement or contract between the Trust or the Funds and any investor, or to give rise to any rights in any shareholder or other person other than any rights under federal or state law that may not be waived.



## INDEX/TRADEMARK LICENSES/DISCLAIMERS

The Index Providers are not affiliated with the Trust, the Adviser, the Funds' Administrator, Sub-Administrator, Custodian, Transfer Agent, SSGA FD or any of their respective affiliates. The Adviser ("Licensee") has entered into license agreements with the Index Providers pursuant to which the Adviser pays a fee to use the respective Indices. The Adviser is sub-licensing rights to the Indices to the respective Funds at no charge.

"Bloomberg®" and the Bloomberg SASB Developed Markets ex US Large & Mid Cap ESG Ex-Controversies Select Index and Bloomberg SASB Emerging Markets Large & Mid Cap ESG Ex-Controversies Select Index (collectively, the "Bloomberg Indices") are service marks of Bloomberg Finance L.P. and its affiliates, including Bloomberg Index Services Limited ("BISL"), the administrator of the Bloomberg Indices (collectively, "Bloomberg"), and have been licensed for use for certain purposes by the Licensee.

The SPDR Bloomberg SASB Developed Markets Ex US ESG Select ETF and SPDR Bloomberg SASB Emerging Markets ESG Select ETF (collectively, the "Products") are not sponsored, endorsed, sold or marketed by Bloomberg. Bloomberg does not make any representation or warranty, express or implied, to the owners of or counterparties to the Products or any member of the public regarding the advisability of investing in securities generally or in the Products particularly. Bloomberg has no obligation to take the needs of the Licensee or the owners of the Products into consideration in determining, composing or calculating the Bloomberg Indices. Bloomberg is not responsible for and has not participated in the determination of the timing, price, or quantities of the Products to be issued. Bloomberg shall not have any obligation or liability, including, without limitation, to the Products' customers, in connection with the administration, marketing or trading of the Products.

BLOOMBERG DOES NOT GUARANTEE THE ACCURACY AND/OR THE COMPLETENESS OF THE BLOOMBERG INDICES OR ANY DATA RELATED THERETO AND SHALL HAVE NO LIABILITY FOR ANY ERRORS, OMISSIONS OR INTERRUPTIONS THEREIN. BLOOMBERG DOES NOT MAKE ANY WARRANTY, EXPRESS OR IMPLIED, AS TO RESULTS TO BE OBTAINED BY THE LICENSEE, OWNERS OF THE PRODUCTS OR ANY OTHER PERSON OR ENTITY FROM THE USE OF THE BLOOMBERG INDICES OR ANY DATA RELATED THERETO. BLOOMBERG DOES NOT MAKE ANY EXPRESS OR IMPLIED WARRANTIES AND EXPRESSLY DISCLAIMS ALL WARRANTIES OF MERCHANTABILITY OR FITNESS FOR A PARTICULAR PURPOSE OR USE WITH RESPECT TO THE BLOOMBERG INDICES OR ANY DATA RELATED THERETO. WITHOUT LIMITING ANY OF THE FOREGOING, TO THE MAXIMUM EXTENT ALLOWED BY LAW, BLOOMBERG, ITS LICENSORS, AND ITS AND THEIR RESPECTIVE EMPLOYEES, CONTRACTORS, AGENTS, SUPPLIERS, AND VENDORS SHALL HAVE NO LIABILITY OR RESPONSIBILITY WHATSOEVER FOR ANY INJURY OR DAMAGES—WHETHER DIRECT, INDIRECT, CONSEQUENTIAL, INCIDENTAL, PUNITIVE OR OTHERWISE—ARISING IN CONNECTION WITH THE PRODUCTS OR BLOOMBERG INDICES OR ANY DATA OR VALUES RELATING THERETO—WHETHER ARISING FROM THEIR NEGLIGENCE OR OTHERWISE, EVEN IF NOTIFIED OF THE POSSIBILITY THEREOF.

*Sustainable Accounting Standards Board.* SASB does not take any position as to whether an issuer should be included or excluded from the Bloomberg SASB Developed Markets ex US Large & Mid Cap ESG Ex-Controversies Select Index or Bloomberg SASB Emerging Markets Large & Mid Cap ESG Ex-Controversies Select Index.

STOXX® INDEX LICENSES: STOXX Ltd. ("STOXX"), Qontigo Index GmbH and their licensors (the "Licensors"), research partners or data providers have no relationship to the Funds, other than the licensing of the EURO STOXX 50 Index and STOXX Europe Total Market Index (collectively, the "STOXX Indices") and the related trademarks for use in connection with the respective Funds.

### **STOXX, Qontigo Index GmbH and their licensors, research partners or data providers do not:**

- Sponsor, endorse, sell or promote the Funds or recommend that any person invest in the Funds or any other securities.
- Have any responsibility or liability for or make any decisions about the timing, amount or pricing of Funds.
- Have any responsibility or liability for the administration, management or marketing of the Funds.
- Consider the needs of the Funds or the owners of the Funds in determining, composing or calculating the STOXX Indices or have any obligation to do so.



**STOXX and Qontigo Index GmbH respectively as the licensor and their licensors, research partners or data providers give no warranty, and exclude any liability (whether in negligence or otherwise) in connection with the Funds or their performance.**

Specifically,

- STOXX, Qontigo Index GmbH and their licensors, research partners or data providers do not give any warranty, express or implied, and exclude any liability about:
  - The results to be obtained by the Funds, the owner of the Funds or any other person in connection with the use of the STOXX Indices and the data included in the STOXX Indices;
  - The accuracy, timeliness, and completeness of the STOXX Indices and their data;
  - The merchantability and the fitness for a particular purpose or use of the STOXX Indices and their DATA;
  - The performance of the Funds generally.
- STOXX, Qontigo Index GmbH and their licensors, research partners or data providers give no warranty and exclude any liability, for any errors, omissions or interruptions in the STOXX Indices or their data;
- Under no circumstances will STOXX, Qontigo Index GmbH or their licensors, research partners or data providers be liable (whether in negligence or otherwise) for any lost profits or indirect, punitive, special or consequential damages or losses, arising as a result of such errors, omissions or interruptions in the STOXX Indices or their data or generally in relation to the Funds even in circumstances where STOXX, Qontigo Index GmbH or their licensors, research partners or data providers are aware that such loss or damage may occur.

STOXX and Qontigo Index GmbH do not assume any contractual relationship with the purchasers of the Funds or any other third parties. The licensing agreement between the State Street Global Advisors and the respective licensors solely for their benefit and not for the benefit of the owners of the Funds or any other third parties.

*MSCI INDICES:* SPDR MSCI ACWI CLIMATE PARIS ALIGNED ETF, SPDR MSCI ACWI EX-US ETF, SPDR MSCI EAFE FOSSIL FUEL RESERVES FREE ETF, SPDR MSCI EAFE STRATEGICFACTORS ETF, SPDR MSCI EMERGING MARKETS FOSSIL FUEL RESERVES FREE ETF, SPDR MSCI EMERGING MARKETS STRATEGICFACTORS ETF, SPDR MSCI WORLD STRATEGICFACTORS ETF AND SPDR PORTFOLIO MSCI GLOBAL STOCK MARKET ETF, (TOGETHER, "THE MSCI FUNDS") ARE NOT SPONSORED, ENDORSED, SOLD OR PROMOTED BY MSCI INC. ("MSCI"), MSCI'S PARENT COMPANY, ANY OF MSCI'S OR MSCI'S PARENT COMPANY'S DIRECTLY OR INDIRECTLY HELD SUBSIDIARIES, ANY OF MSCI'S OR MSCI'S PARENT COMPANY'S INFORMATION PROVIDERS OR ANY THIRD PARTY INVOLVED IN, OR RELATED TO, COMPILING, COMPUTING OR CREATING ANY MSCI INDEX (COLLECTIVELY, THE "MSCI PARTIES"). THE MSCI INDICES ARE THE EXCLUSIVE PROPERTY OF MSCI. MSCI AND THE MSCI INDEX NAMES ARE SERVICE MARK(S) OF MSCI OR ITS AFFILIATES AND HAVE BEEN LICENSED FOR USE FOR CERTAIN PURPOSES BY THE LICENSEE. NONE OF THE MSCI PARTIES MAKES ANY REPRESENTATION OR WARRANTY, EXPRESS OR IMPLIED, TO THE ISSUER OR OWNERS OF THE MSCI FUNDS OR ANY OTHER PERSON OR ENTITY REGARDING THE ADVISABILITY OF INVESTING IN FUNDS GENERALLY OR IN THE MSCI FUNDS PARTICULARLY OR THE ABILITY OF ANY MSCI INDEX TO TRACK CORRESPONDING STOCK MARKET PERFORMANCE. MSCI OR ITS AFFILIATES ARE THE LICENSORS OF CERTAIN TRADEMARKS, SERVICE MARKS AND TRADE NAMES AND OF THE MSCI INDICES WHICH ARE DETERMINED, COMPOSED AND CALCULATED BY MSCI WITHOUT REGARD TO THE MSCI FUNDS OR THE ISSUER OR OWNERS OF THE MSCI FUNDS OR ANY OTHER PERSON OR ENTITY. NONE OF THE MSCI PARTIES HAS ANY OBLIGATION TO TAKE THE NEEDS OF THE ISSUER OR OWNERS OF THE MSCI FUNDS OR ANY OTHER PERSON OR ENTITY INTO CONSIDERATION IN DETERMINING, COMPOSING OR CALCULATING THE MSCI INDICES. NONE OF THE MSCI PARTIES IS RESPONSIBLE FOR OR HAS PARTICIPATED IN THE DETERMINATION OF THE TIMING OF, PRICES AT, OR QUANTITIES OF THE MSCI FUNDS TO BE ISSUED OR IN THE DETERMINATION OR CALCULATION OF THE EQUATION BY OR THE CONSIDERATION INTO WHICH THE MSCI FUNDS ARE REDEEMABLE. FURTHER, NONE OF THE MSCI PARTIES HAS ANY OBLIGATION OR LIABILITY TO THE ISSUER OR OWNERS OF THE MSCI FUNDS OR ANY OTHER PERSON OR ENTITY IN CONNECTION WITH THE ADMINISTRATION, MARKETING OR OFFERING OF THE MSCI FUNDS.

ALTHOUGH MSCI SHALL OBTAIN INFORMATION FOR INCLUSION IN OR FOR USE IN THE CALCULATION OF THE MSCI INDICES FROM SOURCES THAT MSCI CONSIDERS RELIABLE, NONE OF THE MSCI PARTIES WARRANTS OR GUARANTEES THE ORIGINALITY, ACCURACY AND/OR THE COMPLETENESS OF ANY MSCI INDEX OR ANY DATA INCLUDED THEREIN. NONE OF THE MSCI PARTIES MAKES ANY WARRANTY, EXPRESS OR IMPLIED, AS TO RESULTS TO BE OBTAINED BY THE ISSUER OF THE MSCI FUNDS, OWNERS OF THE FUNDS, OR ANY OTHER PERSON OR ENTITY, FROM THE USE OF ANY MSCI INDEX OR ANY DATA INCLUDED THEREIN. NONE OF THE MSCI PARTIES SHALL HAVE ANY LIABILITY FOR ANY ERRORS, OMISSIONS OR INTERRUPTIONS OF OR IN CONNECTION WITH ANY MSCI INDEX OR ANY DATA INCLUDED THEREIN. FURTHER, NONE OF THE MSCI PARTIES MAKES ANY EXPRESS OR IMPLIED WARRANTIES OF ANY KIND, AND THE MSCI PARTIES HEREBY EXPRESSLY DISCLAIM ALL WARRANTIES OF MERCHANTABILITY AND FITNESS FOR A PARTICULAR PURPOSE, WITH RESPECT TO EACH MSCI INDEX AND ANY DATA INCLUDED THEREIN. WITHOUT LIMITING ANY OF THE FOREGOING, IN NO EVENT SHALL ANY OF THE MSCI PARTIES HAVE ANY LIABILITY FOR ANY DIRECT, INDIRECT, SPECIAL, PUNITIVE, CONSEQUENTIAL OR ANY OTHER DAMAGES (INCLUDING LOST PROFITS) EVEN IF NOTIFIED OF THE POSSIBILITY OF SUCH DAMAGES.

NO PURCHASER, SELLER OR HOLDER OF THE MSCI FUNDS, OR ANY OTHER PERSON OR ENTITY, SHOULD USE OR REFER TO ANY MSCI TRADE NAME, TRADEMARK OR SERVICE MARK TO SPONSOR, ENDORSE, MARKET OR PROMOTE THESE FUNDS WITHOUT FIRST CONTACTING MSCI TO DETERMINE WHETHER MSCI'S PERMISSION IS REQUIRED. UNDER NO CIRCUMSTANCES MAY ANY PERSON OR ENTITY CLAIM ANY AFFILIATION WITH MSCI WITHOUT THE PRIOR WRITTEN PERMISSION OF MSCI.

*S&P INDICES:* Dow Jones Global Select Real Estate Securities Index, Dow Jones Global ex-U.S. Select Real Estate Securities Index, S&P Developed Ex-U.S. BMI Index, S&P Emerging BMI Index, S&P China BMI Index, S&P Emerging Asia Pacific BMI Index, S&P Emerging Markets Dividend Opportunities Index, S&P Emerging Markets Under USD2 Billion Index, S&P Global Dividend Aristocrats Index, S&P Global Infrastructure Index, S&P Global Natural Resources Index, S&P International Dividend Opportunities Index, S&P Developed Ex-U.S. Under USD2 Billion Index and S&P BMI North American Natural Resources Index (together, the "S&P Indices") are products of S&P Dow Jones Indices LLC or its affiliates ("SPDJI"), and have been licensed for use by the Adviser. Standard & Poor's® and S&P® are registered trademarks of Standard & Poor's Financial Services LLC ("S&P"); Dow Jones® is a registered trademark of Dow Jones Trademark Holdings LLC ("Dow Jones"); and these trademarks have been licensed for use by SPDJI and sub-licensed for certain purposes by the Adviser. It is not possible to invest directly in an index.

The Funds are not sponsored, endorsed, sold or marketed by SPDJI, Dow Jones, S&P, or any of their respective affiliates (collectively, "S&P Dow Jones Indices"). S&P Dow Jones Indices does not make any representation or warranty, express or implied, to the owners of the Funds or any member of the public regarding the advisability of investing in securities generally or in the Funds particularly or the ability of the S&P Indices to track general market performance. S&P Dow Jones Indices licenses to Licensee the S&P Indices and certain trademarks, service marks and/or trade names of S&P Dow Jones Indices and/or its licensors. The S&P Indices are determined, composed and calculated by S&P Dow Jones Indices without regard to Licensee or the Funds. S&P Dow Jones Indices have no obligation to take the needs of Licensee or the owners of the Funds into consideration in determining, composing or calculating the S&P Indices. S&P Dow Jones Indices is not responsible for and has not participated in the determination of the prices, and amount of the Funds or the timing of the issuance or sale of the Funds or in the determination or calculation of the equation by which the Funds are to be converted into cash, surrendered or redeemed, as the case may be. S&P Dow Jones Indices has no obligation or liability in connection with the administration, marketing or trading of the Funds. S&P Dow Jones Indices LLC is not an investment or tax advisor. Inclusion of a security within an index is not a recommendation by S&P Dow Jones Indices to buy, sell, or hold such security, nor is it considered to be investment advice.

NEITHER S&P DOW JONES INDICES NOR THIRD PARTY LICENSOR GUARANTEES THE ADEQUACY, ACCURACY, TIMELINESS AND/OR THE COMPLETENESS OF THE S&P INDICES OR ANY DATA RELATED THERETO OR ANY COMMUNICATION, INCLUDING BUT NOT LIMITED TO, ORAL OR WRITTEN COMMUNICATION (INCLUDING ELECTRONIC COMMUNICATIONS) WITH RESPECT THERETO. S&P DOW JONES INDICES AND THIRD PARTY LICENSOR SHALL NOT BE SUBJECT TO ANY DAMAGES OR LIABILITY FOR ANY ERRORS, OMISSIONS, OR DELAYS THEREIN. S&P DOW JONES INDICES AND THIRD PARTY LICENSOR MAKES NO EXPRESS OR IMPLIED WARRANTIES, AND EXPRESSLY DISCLAIMS ALL WARRANTIES, OF MERCHANTABILITY OR FITNESS FOR A PARTICULAR PURPOSE OR USE OR AS TO RESULTS TO BE

OBTAINED BY LICENSEE, OWNERS OF THE FUNDS, OR ANY OTHER PERSON OR ENTITY FROM THE USE OF THE S&P INDICES OR WITH RESPECT TO ANY DATA RELATED THERETO. WITHOUT LIMITING ANY OF THE FOREGOING, IN NO EVENT WHATSOEVER SHALL S&P DOW JONES INDICES OR THIRD PARTY LICENSOR BE LIABLE FOR ANY INDIRECT, SPECIAL, INCIDENTAL, PUNITIVE, OR CONSEQUENTIAL DAMAGES INCLUDING BUT NOT LIMITED TO, LOSS OF PROFITS, TRADING LOSSES, LOST TIME OR GOODWILL, EVEN IF THEY HAVE BEEN ADVISED OF THE POSSIBILITY OF SUCH DAMAGES, WHETHER IN CONTRACT, TORT, STRICT LIABILITY, OR OTHERWISE. THERE ARE NO THIRD PARTY BENEFICIARIES OF ANY AGREEMENTS OR ARRANGEMENTS BETWEEN S&P DOW JONES INDICES AND LICENSEE, OTHER THAN THE LICENSORS OF S&P DOW JONES INDICES.

*SPDR Trademark.* The “SPDR” trademark is used under license from Standard & Poor’s Financial Services LLC (“S&P”). No Fund offered by the Trust or its affiliates is sponsored, endorsed, sold or marketed by S&P or its affiliates. S&P makes no representation or warranty, express or implied, to the owners of any Fund or any member of the public regarding the advisability of investing in securities generally or in the Funds particularly or the ability of the Index on which the Funds are based to track general stock market performance. S&P is not responsible for and has not participated in any determination or calculation made with respect to issuance or redemption of Fund Shares. S&P has no obligation or liability in connection with the administration, marketing or trading of the Funds.

WITHOUT LIMITING ANY OF THE FOREGOING, IN NO EVENT SHALL S&P HAVE ANY LIABILITY FOR ANY SPECIAL, PUNITIVE, INDIRECT, OR CONSEQUENTIAL DAMAGES (INCLUDING, BUT NOT LIMITED TO, LOST PROFITS), EVEN IF NOTIFIED OF THE POSSIBILITY OF SUCH DAMAGES.

## ADDITIONAL PURCHASE AND SALE INFORMATION

Fund Shares are listed for secondary trading on the Exchange and individual Fund Shares may only be purchased and sold in the secondary market through a broker-dealer. The secondary markets are closed on weekends and also are generally closed on the following holidays: New Year’s Day, Dr. Martin Luther King, Jr. Day, Presidents’ Day, Good Friday, Memorial Day (observed), Juneteenth National Independence Day, Independence Day, Labor Day, Thanksgiving Day and Christmas Day. The Exchange may close early on the business day before certain holidays and on the day after Thanksgiving Day. Exchange holiday schedules are subject to change without notice. If you buy or sell Fund Shares in the secondary market, you will pay the secondary market price for Fund Shares. In addition, you may incur customary brokerage commissions and charges and may pay some or all of the spread between the bid and the offered price in the secondary market on each leg of a round trip (purchase and sale) transaction.

The trading prices of Fund Shares will fluctuate continuously throughout trading hours based on market supply and demand rather than the relevant Fund’s net asset value, which is calculated at the end of each business day. Fund Shares will trade on the Exchange at prices that may be above (*i.e.*, at a premium) or below (*i.e.*, at a discount), to varying degrees, the daily net asset value of Fund Shares. The trading prices of Fund Shares may deviate significantly from the relevant Fund’s net asset value during periods of market volatility. Given, however, that Fund Shares can be issued and redeemed daily in Creation Units, the Adviser believes that large discounts and premiums to net asset value should not be sustained over long periods.

The Exchange will disseminate, every fifteen seconds during the regular trading day, an indicative optimized portfolio value (“IOPV”) relating to each Fund. The IOPV calculations are estimates of the value of each Fund’s net asset value per Fund Share. Premiums and discounts between the IOPV and the market price may occur. This should not be viewed as a “real-time” update of the net asset value per Fund Share. The IOPV is based on the current market value of the published basket of portfolio securities and/or cash required to be deposited in exchange for a Creation Unit and does not necessarily reflect the precise composition of a Fund’s actual portfolio at a particular point in time. Moreover, the IOPV is generally determined by using current market quotations and/or price quotations obtained from broker-dealers and other market intermediaries and valuations based on current market rates. The IOPV may not be calculated in the same manner as the NAV, which (i) is computed only once a day, (ii) unlike the calculation of the IOPV, takes into account Fund expenses, and (iii) may be subject, in accordance with the requirements of the 1940 Act, to fair valuation at different prices than those used in the calculations of the IOPV. The IOPV price is based on quotes and closing prices from the securities’ local market converted into U.S. dollars at the current currency rates and may not reflect events that occur subsequent to the local market’s close. Therefore, the IOPV may not reflect the best possible valuation of a Fund’s current portfolio. Neither the Funds nor the Adviser or any of their affiliates are involved in, or responsible for, the calculation or dissemination of such IOPVs and make no warranty as to their accuracy.

The Funds do not impose any restrictions on the frequency of purchases and redemptions; however, the Funds reserve the right to reject or limit purchases at any time as described in the SAI. When considering that no restriction or policy was necessary, the Board evaluated the risks posed by market timing activities, such as whether frequent purchases and redemptions would interfere with the efficient implementation of a Fund's investment strategy, or whether they would cause a Fund to experience increased transaction costs. The Board considered that, unlike traditional mutual funds, Fund Shares are issued and redeemed only in large quantities of shares known as Creation Units, available only from a Fund directly, and that most trading in a Fund occurs on the Exchange at prevailing market prices and does not involve the Fund directly. Given this structure, the Board determined that it is unlikely that (a) market timing would be attempted by a Fund's shareholders or (b) any attempts to market time a Fund by shareholders would result in negative impact to the Fund or its shareholders.

## DISTRIBUTIONS

**Dividends and Capital Gains.** As a Fund shareholder, you are entitled to your share of the applicable Fund's income and net realized gains on its investments. Each Fund pays out substantially all of its net earnings to its shareholders as "distributions."

Each Fund may earn income dividends from stocks, interest from debt securities and, if participating, securities lending income. These amounts, net of expenses and taxes (if applicable), are passed along to Fund shareholders as "income dividend distributions." Each Fund will generally realize short-term capital gains or losses whenever it sells or exchanges assets held for one year or less. Net short-term capital gains will generally be treated as ordinary income when distributed to shareholders. Each Fund will generally realize long-term capital gains or losses whenever it sells or exchanges assets held for more than one year. Net capital gains (the excess of a Fund's net long-term capital gains over its net short-term capital losses) are distributed to shareholders as "capital gain distributions."

Income dividend distributions, if any, for the following Funds are generally distributed to shareholders semi-annually, but may vary significantly from period to period.

SPDR MSCI ACWI Climate Paris Aligned ETF

SPDR MSCI ACWI ex-US ETF

SPDR MSCI EAFE Fossil Fuel Reserves Free ETF

SPDR MSCI EAFE StrategicFactors ETF

SPDR MSCI Emerging Markets Fossil Fuel Reserves Free ETF

SPDR MSCI Emerging Markets StrategicFactors ETF

SPDR MSCI World StrategicFactors ETF

SPDR Portfolio Developed World ex-US ETF

SPDR Portfolio Emerging Markets ETF

SPDR Portfolio MSCI Global Stock Market ETF

SPDR S&P China ETF

SPDR S&P Emerging Asia Pacific ETF

SPDR S&P Emerging Markets Small Cap ETF

SPDR S&P Global Infrastructure ETF

SPDR S&P Global Natural Resources ETF

SPDR S&P International Small Cap ETF

SPDR S&P North American Natural Resources ETF

Income dividend distributions, if any, for the following Funds are generally distributed to shareholders quarterly, but may vary significantly from quarter to quarter ("Quarterly Income Distribution Funds").

SPDR Bloomberg SASB Developed Markets Ex US ESG Select ETF

SPDR Bloomberg SASB Emerging Markets ESG Select ETF

SPDR Dow Jones Global Real Estate ETF

SPDR Dow Jones International Real Estate ETF

SPDR EURO STOXX 50 ETF

SPDR Portfolio Europe ETF

SPDR S&P Emerging Markets Dividend ETF

SPDR S&P Global Dividend ETF

SPDR S&P International Dividend ETF

Net capital gains for each Fund are distributed at least annually. Dividends may be declared and paid more frequently or at any other times to improve Index tracking or to comply with the distribution requirements of the Internal Revenue Code.

Each of the Quarterly Income Distribution Funds intends to distribute at least annually amounts representing the full dividend yield net of expenses on the underlying investment securities as if the Fund owned the underlying investment securities for the entire dividend period. As a result, some portion of each distribution may result in a return of capital. You will be notified regarding the portion of the distribution which represents a return of capital.

Distributions in cash may be reinvested automatically in additional whole Fund Shares only if the broker through whom you purchased Fund Shares makes such option available. Distributions which are reinvested will nevertheless be taxable to the same extent as if such distributions had not been reinvested.

## PORTFOLIO HOLDINGS DISCLOSURE

The Funds' portfolio holdings disclosure policy is described in the SAI. In addition, the identities and quantities of the securities held by each Fund are disclosed on the Funds' website.

## ADDITIONAL TAX INFORMATION

The following discussion is a summary of some important U.S. federal income tax considerations generally applicable to an investment in a Fund. Your investment in a Fund may have other tax implications. Please consult your tax advisor about federal, state, local, foreign or other tax laws applicable to you. Investors, including non-U.S. investors, may wish to consult the SAI tax section for additional disclosure.

Each Fund has elected or will elect to be a RIC and intends to qualify each year to be treated as such. A RIC is generally not subject to tax at the corporate level on income and gains that are distributed to shareholders. However, a Fund's failure to qualify for treatment as a RIC may result in corporate level taxation, and consequently, a reduction in income available for distribution to shareholders.

*Taxes on Distributions.* In general, your distributions are subject to federal income tax when they are paid, whether you take them in cash or reinvest them in a Fund. The income dividends and short-term capital gains distributions you receive from a Fund will be taxed as either ordinary income or qualified dividend income. Subject to certain limitations, dividends that are reported by a Fund as qualified dividend income are taxable to noncorporate shareholders at reduced rates. Any distributions of a Fund's net capital gains are taxable as long-term capital gain regardless of how long you have owned Fund Shares. Long-term capital gains are generally taxed to noncorporate shareholders at reduced rates. Distributions in excess of a Fund's current and accumulated earnings and profits are treated as a tax-free return of capital to the extent of your basis in the applicable Fund's shares, and, in general, as capital gain thereafter.

In general, dividends may be reported by a Fund as qualified dividend income if they are attributable to qualified dividend income received by the Fund, which, in general, includes dividend income from taxable U.S. corporations and certain foreign corporations (*i.e.*, certain foreign corporations incorporated in a possession of the United States or in certain countries with a comprehensive tax treaty with the United States, and certain other foreign corporations if the



stock with respect to which the dividend is paid is readily tradable on an established securities market in the United States), provided that the Fund satisfies certain holding period requirements in respect of the stock of such corporations and has not hedged its position in the stock in certain ways. A dividend generally will not be treated as qualified dividend income if the dividend is received with respect to any share of stock held by a Fund for fewer than 61 days during the 121-day period beginning at the date which is 60 days before the date on which such share becomes ex-dividend with respect to such dividend or, in the case of certain preferred stock, for fewer than 91 days during the 181-day period beginning 90 days before such date. These holding period requirements will also apply to your ownership of Fund Shares. Holding periods may be suspended for these purposes for stock that is hedged. Additionally, income derived in connection with a Fund's securities lending activities will not be treated as qualified dividend income.

U.S. individuals with income exceeding specified thresholds are subject to a 3.8% Medicare contribution tax on all or a portion of their "net investment income," which includes taxable interest, dividends and certain capital gains (generally including capital gain distributions and capital gains realized upon the sale of Fund Shares). This 3.8% tax also applies to all or a portion of the undistributed net investment income of certain shareholders that are estates and trusts.

Certain tax-exempt educational institutions will be subject to a 1.4% tax on net investment income. For these purposes, certain dividends and capital gain distributions, and certain gains from the disposition of Fund Shares (among other categories of income), are generally taken into account in computing a shareholder's net investment income.

If you lend your Fund Shares pursuant to securities lending arrangements you may lose the ability to treat Fund dividends (paid while the Fund Shares are held by the borrower) as qualified dividend income. You should consult your financial intermediary or tax advisor to discuss your particular circumstances.

Distributions paid in January, but declared by a Fund in October, November or December of the previous year, payable to shareholders of record in such a month, may be taxable to you in the calendar year in which they were declared. The Funds will inform you of the amount of your ordinary income dividends, qualified dividend income and capital gain distributions shortly after the close of each calendar year.

A distribution will reduce a Fund's net asset value per Fund Share and may be taxable to you as ordinary income or capital gain even though, from an investment standpoint, the distribution may constitute a return of capital.

*Derivatives and Other Complex Securities.* A Fund may invest in complex securities. These investments may be subject to numerous special and complex rules. These rules could affect whether gains and losses recognized by a Fund are treated as ordinary income or capital gain, accelerate the recognition of income to a Fund and/or defer a Fund's ability to recognize losses. In turn, these rules may affect the amount, timing or character of the income distributed to you by a Fund. You should consult your personal tax advisor regarding the application of these rules.

*Foreign Currency Transactions.* A Fund's transactions in foreign currencies, foreign currency denominated debt obligations and certain foreign currency options, futures contracts and forward contracts (and similar instruments) may give rise to ordinary income or loss to the extent such income or loss results from fluctuations in the value of the foreign currency concerned.

*Foreign Income Taxes.* Investment income received by a Fund from sources within foreign countries may be subject to foreign income taxes withheld at the source. The United States has entered into tax treaties with many foreign countries which may entitle a Fund to a reduced rate of such taxes or exemption from taxes on such income. It is impossible to determine the effective rate of foreign tax for a Fund in advance since the amount of the assets to be invested within various countries is not known. If more than 50% of the total assets of a Fund at the close of its taxable year consist of certain foreign stocks or securities, the Fund may elect to "pass through" to you certain foreign income taxes (including withholding taxes) paid by the Fund. If a Fund in which you hold Fund Shares makes such an election, you will be considered to have received as an additional dividend your share of such foreign taxes, but you may be entitled to either a corresponding tax deduction in calculating your taxable income, or, subject to certain limitations, a credit in calculating your federal income tax. No deduction for such taxes will be permitted to individuals in computing their alternative minimum tax liability. If a Fund does not so elect, the Fund will be entitled to claim a deduction for certain foreign taxes incurred by the Fund. Under certain circumstances, if a Fund receives a refund of foreign taxes paid in respect of a prior year, the value of Fund Shares could be affected or any foreign tax credits or deductions passed through to shareholders in respect of the Fund's foreign taxes for the current year could be reduced.

*Real Estate Investments.* Non-U.S. persons are generally subject to U.S. tax on a disposition of a “United States real property interest” (a “USRPI”). Gain on such a disposition is generally referred to as “FIRPTA gain.” The Internal Revenue Code provides a look-through rule for distributions of so-called FIRPTA gain by a Fund if certain requirements are met. If the look-through rule applies, certain distributions attributable to income received by a Fund, e.g., from U.S. REITs, may be treated as gain from the disposition of a USRPI, causing distributions to be subject to U.S. withholding taxes, and requiring non-U.S. investors to file nonresident U.S. income tax returns. Also, gain may be subject to a 30% branch profits tax in the hands of a foreign stockholder that is treated as a corporation for federal income tax purposes. Under certain circumstances, Fund Shares may qualify as USRPIs, which could result in 15% withholding on certain distributions and gross redemption proceeds paid to certain non-U.S. shareholders.

For tax years beginning after December 31, 2017 and before January 1, 2026, a noncorporate taxpayer is generally eligible for a deduction of up to 20% of the taxpayer’s “qualified REIT dividends.” If a Fund receives dividends (other than capital gain dividends) in respect of U.S. REIT shares, the Fund may report its own dividends as eligible for the 20% deduction, to the extent the Fund’s income is derived from such qualified REIT dividends, as reduced by allocable Fund expenses. In order for a Fund’s dividends to be eligible for this deduction when received by a noncorporate shareholder, the Fund must meet certain holding period requirements with respect to the U.S. REIT shares on which the Fund received the eligible dividends, and the noncorporate shareholder must meet certain holding period requirements with respect to the Fund Shares.

*Index Concentration.* In order to qualify for the favorable tax treatment generally available to RICs, a Fund must satisfy certain diversification requirements. In particular, a Fund generally may not acquire a security if, as a result of the acquisition, more than 50% of the value of the Fund’s assets would be invested in (a) issuers in which the Fund has, in each case, invested more than 5% of the Fund’s assets and (b) issuers more than 10% of whose outstanding voting securities are owned by the Fund. Given the concentration of certain indexes tracked by the Funds in a relatively small number of securities, it may not be possible for such Funds to fully implement a sampling methodology while satisfying these diversification requirements. A Fund’s efforts to satisfy the diversification requirements may affect a Fund’s execution of its investment strategy and may cause a Fund’s return to deviate from that of the Index, and a Fund’s efforts to track the Index may cause it inadvertently to fail to satisfy the diversification requirements. If a Fund were to fail to qualify as a RIC, it would be taxed in the same manner as an ordinary corporation, and distributions to its shareholders would not be deductible by the Fund in computing its taxable income.

*Taxes on Exchange-Listed Share Sales.* Any capital gain or loss realized upon a sale of Fund Shares is generally treated as long-term capital gain or loss if Fund Shares have been held for more than one year and as short-term capital gain or loss if Fund Shares have been held for one year or less, except that any capital loss on the sale of Fund Shares held for six months or less is treated as long-term capital loss to the extent that capital gain dividends were paid with respect to such Fund Shares.

*Taxes on Creations and Redemptions of Creation Units.* A person who exchanges securities for Creation Units generally will recognize a gain or loss. The gain or loss will be equal to the difference between the market value of the Creation Units at the time and the exchanger’s aggregate basis in the securities surrendered plus any cash paid for the Creation Units. A person who exchanges Creation Units for securities will generally recognize a gain or loss equal to the difference between the exchanger’s basis in the Creation Units and the aggregate market value of the securities and the amount of cash received. The Internal Revenue Service (the “IRS”), however, may assert that a loss realized upon an exchange of securities for Creation Units cannot be deducted currently under the rules governing “wash sales,” or on the basis that there has been no significant change in economic position. Persons exchanging securities should consult their own tax advisor with respect to whether wash sale rules apply and when a loss might be deductible.

Under current federal tax laws, any capital gain or loss realized upon a redemption (or creation) of Creation Units is generally treated as long-term capital gain or loss if the applicable Fund Shares (or securities surrendered) have been held for more than one year and as a short-term capital gain or loss if the applicable Fund Shares (or securities surrendered) have been held for one year or less.

If you create or redeem Creation Units, you will be sent a confirmation statement showing how many Fund Shares you purchased or sold and at what price.

The Trust on behalf of each Fund has the right to reject an order for Creation Units if the purchaser (or a group of purchasers) would, upon obtaining the Fund Shares so ordered, own 80% or more of the outstanding shares of the applicable Fund and if, pursuant to Section 351 of the Internal Revenue Code, the applicable Fund would have a basis in the securities different from the market value of the securities on the date of deposit. The Trust also has the right to require information necessary to determine beneficial share ownership for purposes of the 80% determination. If the Trust does issue Creation Units to a purchaser (or a group of purchasers) that would, upon obtaining the Fund Shares so ordered, own 80% or more of the outstanding shares of the applicable Fund, the purchaser (or group of purchasers) will not recognize gain or loss upon the exchange of securities for Creation Units.

If a Fund redeems Creation Units in cash, it may bear additional costs and recognize more capital gains than it would if it redeems Creation Units in kind.

*Certain Tax-Exempt Investors.* A Fund, if investing in certain limited real estate investments and other publicly traded partnerships, may be required to pass through certain “excess inclusion income” and other income as “unrelated business taxable income” (“UBTI”). Prior to investing in a Fund, tax-exempt investors sensitive to UBTI should consult their tax advisors regarding this issue and IRS pronouncements addressing the treatment of such income in the hands of such investors.

*Investments In Certain Foreign Corporations.* A Fund may invest in foreign entities classified as passive foreign investment companies or “PFICs” or controlled foreign corporations or “CFCs” under the Internal Revenue Code. PFIC and CFC investments are subject to complex rules that may under certain circumstances adversely affect a Fund. Accordingly, investors should consult their own tax advisors and carefully consider the tax consequences of PFIC and CFC investments by a Fund before making an investment in such Fund. Fund dividends attributable to dividends received from PFICs generally will not be treated as qualified dividend income. Additional information pertaining to the potential tax consequences to the Funds, and to the shareholders, from the Funds’ potential investment in PFICs and CFCs can be found in the SAI.

*Non-U.S. Investors.* Ordinary income dividends paid by a Fund to shareholders who are non-resident aliens or foreign entities will generally be subject to a 30% U.S. withholding tax (other than distributions reported by the Fund as interest-related dividends and short-term capital gain dividends), unless a lower treaty rate applies or unless such income is effectively connected with a U.S. trade or business. In general, a Fund may report interest-related dividends to the extent of its net income derived from U.S. source interest, and a Fund may report short-term capital gain dividends to the extent its net short-term capital gain for the taxable year exceeds its net long-term capital loss. Gains on the sale of Fund Shares and dividends that are, in each case, effectively connected with the conduct of a trade or business within the U.S. will generally be subject to U.S. federal net income taxation at regular income tax rates. Non-U.S. shareholders that own, directly or indirectly, more than 5% of a Fund’s shares are urged to consult their own tax advisors concerning special tax rules that may apply to their investment.

Unless certain non-U.S. entities that hold Fund Shares comply with IRS requirements that will generally require them to report information regarding U.S. persons investing in, or holding accounts with, such entities, a 30% withholding tax may apply to distributions payable to such entities. A non-U.S. shareholder may be exempt from the withholding described in this paragraph under an applicable intergovernmental agreement between the U.S. and a foreign government, provided that the shareholder and the applicable foreign government comply with the terms of such agreement.

*Backup Withholding.* A Fund will be required in certain cases to withhold (as “backup withholding”) on amounts payable to any shareholder who (1) has provided the Fund either an incorrect tax identification number or no number at all, (2) is subject to backup withholding by the IRS for failure to properly report payments of interest or dividends, (3) has failed to certify to the Fund that such shareholder is not subject to backup withholding, or (4) has not certified that such shareholder is a U.S. person (including a U.S. resident alien). The backup withholding rate is currently 24%. Backup withholding will not be applied to payments that have been subject to the 30% withholding tax on shareholders who are neither citizens nor permanent residents of the United States.

*Certain Potential Tax Reporting Requirements.* Under U.S. Treasury regulations, if a shareholder recognizes a loss of \$2 million or more for an individual shareholder or \$10 million or more for a corporate shareholder (or certain greater amounts over a combination of years), the shareholder must file with the IRS a disclosure statement on Form 8886. Direct shareholders of portfolio securities are in many cases excepted from this reporting requirement, but under

current guidance shareholders of a RIC are not excepted. Significant penalties may be imposed for the failure to comply with the reporting requirements. The fact that a loss is reportable under these regulations does not affect the legal determination of whether the taxpayer's treatment of the loss is proper. Shareholders should consult their tax advisors to determine the applicability of these regulations in light of their individual circumstances.

*Other Tax Issues.* A Fund may be subject to tax in certain states where the Fund does business (or is treated as doing business as a result of its investments). Furthermore, in those states which have income tax laws, the tax treatment of the Funds and of Fund shareholders with respect to distributions by the Funds may differ from federal tax treatment.

The foregoing discussion summarizes some of the consequences under current federal income tax law of an investment in the Funds. It is not a substitute for personal tax advice. Consult your personal tax advisor about the potential tax consequences of an investment in the Funds under all applicable tax laws.

## GENERAL INFORMATION

The Trust was organized as a Massachusetts business trust on February 14, 2002. If shareholders of any Fund are required to vote on any matters, shareholders are entitled to one vote for each Fund Share they own. Annual meetings of shareholders will not be held except as required by the 1940 Act and other applicable law. See the SAI for more information concerning the Trust's form of organization.

### MANAGEMENT AND ORGANIZATION

Each Fund is a separate series of the Trust, which is an open-end registered management investment company.

From time to time, a Fund may advertise yield and total return figures. Yield is a historical measure of dividend income, and total return is a measure of past dividend income (assuming that it has been reinvested) plus capital appreciation. Neither yield nor total return should be used to predict the future performance of a Fund.

Morgan, Lewis & Bockius LLP serves as counsel to the Trust, including the Funds. Ernst & Young LLP ("EY") serves as the independent registered public accounting firm and will audit the Funds' financial statements annually.

## FINANCIAL HIGHLIGHTS

These financial highlight tables are intended to help you understand each Fund's financial performance for the past five fiscal years or, if shorter, the period since each Fund's inception. Certain information reflects the performance results for a single Fund Share. The total returns in the table represent the rate that an investor would have earned (or lost) on an investment in each Fund (assuming reinvestment of all dividends and distributions).

The Trust's previous independent registered certified public accounting firm (the "Previous Auditor") resigned on April 20, 2020. On May 21, 2020, the Board selected EY to replace the Previous Auditor as the independent registered certified public accountant. The information for the fiscal years ending September 30, 2020, September 30, 2021 and September 30, 2022 has been audited by EY. Previous fiscal years were audited by the Previous Auditor.

EY's report dated September 30, 2022, along with each Fund's financial highlights and financial statements, is included in the annual report to shareholders, which is available upon request. Any references to Notes in these financial highlight tables refer to the "Notes to Financial Statements" section of each Fund's financial statements, and the financial information included in these tables should be read in conjunction with the financial statements incorporated by reference in the SAI.

**SPDR INDEX SHARES FUNDS  
FINANCIAL HIGHLIGHTS**

*Selected data for a share outstanding throughout each period*

**SPDR Bloomberg SASB Developed Markets Ex US ESG Select ETF**

	<b>For the Period 01/11/22*- 9/30/22</b>
<b>Net asset value, beginning of period</b> . . . . .	<u>\$ 28.64</u>
<b>Income (loss) from investment operations:</b>	
Net investment income (loss) (a) . . . . .	0.71
Net realized and unrealized gain (loss) (b) . . . . .	<u>(7.95)</u>
Total from investment operations . . . . .	<u>(7.24)</u>
Net equalization credits and charges . . . . .	<u>(0.04)</u>
Other capital . . . . .	<u>0.00(c)</u>
<b>Distributions to shareholders from:</b>	
Net investment income . . . . .	<u>(0.67)</u>
<b>Net asset value, end of period</b> . . . . .	<u>\$ 20.69</u>
<b>Total return (d)</b> . . . . .	(25.71)%
<b>Ratios and Supplemental Data:</b>	
Net assets, end of period (in 000s) . . . . .	\$12,414
<b>Ratios to average net assets:</b>	
Total expenses . . . . .	0.12%(e)
Net investment income (loss) . . . . .	3.83%(e)
Portfolio turnover rate (f) . . . . .	27%(g)

\* Commencement of operations.

(a) Per share numbers have been calculated using average shares outstanding, which more appropriately presents the per share data for the year.

(b) Amounts shown in this caption for a share outstanding may not accord with the change in aggregate gains and losses in securities for the fiscal period because of the timing of sales and repurchases of Fund shares in relation to fluctuating market values for the Fund.

(c) Amount is less than \$0.005 per share.

(d) Total return is calculated assuming a purchase of shares at net asset value on the first day and a sale at net asset value on the last day of each period reported. Distributions are assumed, for the purpose of this calculation, to be reinvested at net asset value per share on the respective payment dates of each distribution. Total returns for periods of less than one year are not annualized. Broker commission charges are not included in this calculation.

(e) Annualized.

(f) Portfolio turnover rate excludes securities received or delivered from in-kind processing of creations or redemptions.

(g) Not annualized.



**SPDR INDEX SHARES FUNDS  
FINANCIAL HIGHLIGHTS**

*Selected data for a share outstanding throughout each period*

**SPDR Bloomberg SASB Emerging Markets ESG Select ETF**

	<b>For the Period 01/11/22'- 9/30/22</b>
<b>Net asset value, beginning of period</b> .....	<u>\$ 30.00</u>
<b>Income (loss) from investment operations:</b>	
Net investment income (loss) (a) .....	0.56
Net realized and unrealized gain (loss) (b) .....	<u>(8.73)</u>
Total from investment operations .....	<u>(8.17)</u>
Net equalization credits and charges .....	<u>(0.12)</u>
Contribution from Adviser .....	<u>0.05</u>
Other capital .....	<u>0.02</u>
<b>Distributions to shareholders from:</b>	
Net investment income .....	<u>(0.45)</u>
<b>Net asset value, end of period</b> .....	<u>\$ 21.33</u>
<b>Total return (c)</b> .....	(27.53)%(d)
<b>Ratios and Supplemental Data:</b>	
Net assets, end of period (in 000s) .....	\$12,796
<b>Ratios to average net assets:</b>	
Total expenses .....	0.16%(e)
Net investment income (loss) .....	2.96%(e)
Portfolio turnover rate (f) .....	54%(g)

\* Commencement of operations.

(a) Per share numbers have been calculated using average shares outstanding, which more appropriately presents the per share data for the year.

(b) Amounts shown in this caption for a share outstanding may not accord with the change in aggregate gains and losses in securities for the fiscal period because of the timing of sales and repurchases of Fund shares in relation to fluctuating market values for the Fund.

(c) Total return is calculated assuming a purchase of shares at net asset value on the first day and a sale at net asset value on the last day of each period reported. Distributions are assumed, for the purpose of this calculation, to be reinvested at net asset value per share on the respective payment dates of each distribution. Total returns for periods of less than one year are not annualized. Broker commission charges are not included in this calculation.

(d) If the Adviser had not made a contribution during the year ended September 30, 2022, the total return would have been (27.71)%.

(e) Annualized.

(f) Portfolio turnover rate excludes securities received or delivered from in-kind processing of creations or redemptions.

(g) Not annualized.

**SPDR INDEX SHARES FUNDS  
FINANCIAL HIGHLIGHTS**

*Selected data for a share outstanding throughout each period*

	SPDR Dow Jones Global Real Estate ETF				
	Year Ended 9/30/22	Year Ended 9/30/21	Year Ended 9/30/20	Year Ended 9/30/19(a)	Year Ended 9/30/18(a)
<b>Net asset value, beginning of period</b> . . . . .	\$ 51.09	\$ 39.46	\$ 51.86	\$ 47.58	\$ 47.66
<b>Income (loss) from investment operations:</b>					
Net investment income (loss) (b) . . . . .	1.07	1.20	1.17	1.42	1.43
Net realized and unrealized gain (loss) (c) . . . . .	(11.76)	11.86	(11.73)	4.50	0.27
Total from investment operations . . . . .	(10.69)	13.06	(10.56)	5.92	1.70
Net equalization credits and charges (b) . . . . .	—	—	—	(0.02)	(0.00)(d)
Other capital . . . . .	0.00(d)	—	0.00(d)	—	—
<b>Distributions to shareholders from:</b>					
Net investment income . . . . .	(1.74)	(1.43)	(1.84)	(1.62)	(1.78)
<b>Net asset value, end of period</b> . . . . .	<u>\$ 38.66</u>	<u>\$ 51.09</u>	<u>\$ 39.46</u>	<u>\$ 51.86</u>	<u>\$ 47.58</u>
<b>Total return (e)</b> . . . . .	(21.53)%	33.36%	(20.65)%	12.68%	3.60%
<b>Ratios and Supplemental Data:</b>					
Net assets, end of period (in 000s) . . . . .	\$1,067,005	\$1,622,027	\$1,463,802	\$2,219,749	\$2,298,271
<b>Ratios to average net assets:</b>					
Total expenses . . . . .	0.50%	0.50%	0.50%	0.50%	0.50%
Net investment income (loss) . . . . .	2.12%	2.51%	2.63%	2.92%	3.00%
Portfolio turnover rate (f) . . . . .	11%	6%	18%	7%	11%

- (a) Beginning with the year ended September 30, 2020, the Fund was audited by Ernst & Young LLP. The previous years were audited by another independent registered public accounting firm.
- (b) Per share numbers have been calculated using average shares outstanding, which more appropriately presents the per share data for the year.
- (c) Amounts shown in this caption for a share outstanding may not accord with the change in aggregate gains and losses in securities for the fiscal period because of the timing of sales and repurchases of Fund shares in relation to fluctuating market values for the Fund.
- (d) Amount is less than \$0.005 per share.
- (e) Total return is calculated assuming a purchase of shares at net asset value on the first day and a sale at net asset value on the last day of each period reported. Distributions are assumed, for the purpose of this calculation, to be reinvested at net asset value per share on the respective payment dates of each distribution. Total returns for periods of less than one year are not annualized. Broker commission charges are not included in this calculation.
- (f) Portfolio turnover rate excludes securities received or delivered from in-kind processing of creations or redemptions.

**SPDR INDEX SHARES FUNDS  
FINANCIAL HIGHLIGHTS**

*Selected data for a share outstanding throughout each period*

	SPDR Dow Jones International Real Estate ETF				
	Year Ended 9/30/22	Year Ended 9/30/21	Year Ended 9/30/20	Year Ended 9/30/19(a)	Year Ended 9/30/18(a)
<b>Net asset value, beginning of period</b> . . . . .	\$ 35.70	\$ 29.69	\$ 39.47	\$ 38.32	\$ 38.37
<b>Income (loss) from investment operations:</b>					
Net investment income (loss) (b) . . . . .	1.04	1.26	0.91	1.12	1.26
Net realized and unrealized gain (loss) (c) . . . . .	(10.83)	5.70	(7.44)	1.51	(0.33)
Total from investment operations . . . . .	(9.79)	6.96	(6.53)	2.63	0.93
Net equalization credits and charges (b) . . . . .	—	—	—	0.41	0.19
Other capital . . . . .	0.00(d)	0.00(d)	0.00(d)	0.00(d)	—
<b>Distributions to shareholders from:</b>					
Net investment income . . . . .	(1.73)	(0.95)	(3.25)	(1.89)	(1.17)
<b>Net asset value, end of period</b> . . . . .	<u>\$ 24.18</u>	<u>\$ 35.70</u>	<u>\$ 29.69</u>	<u>\$ 39.47</u>	<u>\$ 38.32</u>
<b>Total return (e)</b> . . . . .	(28.54)%	23.46%	(17.76)%	8.31%	2.87%
<b>Ratios and Supplemental Data:</b>					
Net assets, end of period (in 000s) . . . . .	\$461,443	\$890,202	\$845,809	\$2,093,103	\$2,990,341
<b>Ratios to average net assets:</b>					
Total expenses . . . . .	0.59%	0.59%	0.59%	0.59%	0.59%
Net investment income (loss) . . . . .	3.20%	3.61%	2.64%	2.93%	3.18%
Portfolio turnover rate (f) . . . . .	14%	8%	14%	9%	15%

- (a) Beginning with the year ended September 30, 2020, the Fund was audited by Ernst & Young LLP. The previous years were audited by another independent registered public accounting firm.
- (b) Per share numbers have been calculated using average shares outstanding, which more appropriately presents the per share data for the year.
- (c) Amounts shown in this caption for a share outstanding may not accord with the change in aggregate gains and losses in securities for the fiscal period because of the timing of sales and repurchases of Fund shares in relation to fluctuating market values for the Fund.
- (d) Amount is less than \$0.005 per share.
- (e) Total return is calculated assuming a purchase of shares at net asset value on the first day and a sale at net asset value on the last day of each period reported. Distributions are assumed, for the purpose of this calculation, to be reinvested at net asset value per share on the respective payment dates of each distribution. Total returns for periods of less than one year are not annualized. Broker commission charges are not included in this calculation.
- (f) Portfolio turnover rate excludes securities received or delivered from in-kind processing of creations or redemptions.

**SPDR INDEX SHARES FUNDS  
FINANCIAL HIGHLIGHTS**

*Selected data for a share outstanding throughout each period*

	<b>SPDR EURO STOXX 50 ETF</b>				
	<b>Year Ended 9/30/22</b>	<b>Year Ended 9/30/21</b>	<b>Year Ended 9/30/20</b>	<b>Year Ended 9/30/19(a)</b>	<b>Year Ended 9/30/18(a)</b>
<b>Net asset value, beginning of period</b> . . . . .	\$ 45.45	\$ 36.40	\$ 37.79	\$ 38.35	\$ 41.30
<b>Income (loss) from investment operations:</b>					
Net investment income (loss) (b) . . . . .	1.30	1.06	0.81	1.02	1.17
Net realized and unrealized gain (loss) (c) . . . . .	(13.98)	8.77	(1.46)	(0.49)	(2.89)
Total from investment operations . . . . .	(12.68)	9.83	(0.65)	0.53	(1.72)
Net equalization credits and charges (b) . . . . .	(0.08)	0.12	(0.00)(d)	(0.01)	(0.08)
Other capital . . . . .	0.00(d)	—	—	—	—
<b>Distributions to shareholders from:</b>					
Net investment income . . . . .	(1.59)	(0.90)	(0.74)	(1.08)	(1.15)
<b>Net asset value, end of period</b> . . . . .	<u>\$ 31.10</u>	<u>\$ 45.45</u>	<u>\$ 36.40</u>	<u>\$ 37.79</u>	<u>\$ 38.35</u>
<b>Total return (e)</b> . . . . .	(28.73)%	27.32%	(1.65)%	1.43%	(4.40)%
<b>Ratios and Supplemental Data:</b>					
Net assets, end of period (in 000s) . . . . .	\$1,279,611	\$2,622,326	\$1,747,270	\$2,050,307	\$3,108,379
<b>Ratios to average net assets:</b>					
Total expenses . . . . .	0.30%	0.29%	0.29%	0.29%	0.29%
Net investment income (loss) . . . . .	3.16%	2.39%	2.21%	2.80%	2.89%
Portfolio turnover rate (f) . . . . .	8%	11%	9%	6%	7%

- (a) Beginning with the year ended September 30, 2020, the Fund was audited by Ernst & Young LLP. The previous years were audited by another independent registered public accounting firm.
- (b) Per share numbers have been calculated using average shares outstanding, which more appropriately presents the per share data for the year.
- (c) Amounts shown in this caption for a share outstanding may not accord with the change in aggregate gains and losses in securities for the fiscal period because of the timing of sales and repurchases of Fund shares in relation to fluctuating market values for the Fund.
- (d) Amount is less than \$0.005 per share.
- (e) Total return is calculated assuming a purchase of shares at net asset value on the first day and a sale at net asset value on the last day of each period reported. Distributions are assumed, for the purpose of this calculation, to be reinvested at net asset value per share on the respective payment dates of each distribution. Total returns for periods of less than one year are not annualized. Broker commission charges are not included in this calculation.
- (f) Portfolio turnover rate excludes securities received or delivered from in-kind processing of creations or redemptions.

**SPDR INDEX SHARES FUNDS  
FINANCIAL HIGHLIGHTS**

*Selected data for a share outstanding throughout each period*

	SPDR MSCI ACWI Climate Paris Aligned ETF				
	Year Ended 9/30/22(a)	Year Ended 9/30/21	Year Ended 9/30/20	Year Ended 9/30/19(b)	Year Ended 9/30/18(b)
<b>Net asset value, beginning of period</b> .....	\$ 31.40	\$ 25.09	\$ 23.01	\$ 23.05	\$ 21.51
<b>Income (loss) from investment operations:</b>					
Net investment income (loss) (c) .....	0.55	0.53	0.46	0.52	0.49
Net realized and unrealized gain (loss) (d) .....	(6.37)	6.25	2.13	(0.06)	1.51
Total from investment operations .....	(5.82)	6.78	2.58	0.46	2.00
Net equalization credits and charges (c) .....	0.14	0.02	(0.03)	0.01	0.00
Other capital .....	0.00(e)	0.00(e)	0.00	0.00(e)	—
<b>Distributions to shareholders from:</b>					
Net investment income .....	(1.48)	(0.49)	(0.48)	(0.51)	(0.46)
<b>Net asset value, end of period</b> .....	\$ 24.24	\$ 31.40	\$ 25.09	\$ 23.01	\$ 23.05
<b>Total return (f)</b> .....	(21.38)%	27.23%	11.18%	2.25%	9.36%
<b>Ratios and Supplemental Data:</b>					
Net assets, end of period (in 000s) .....	\$206,007	\$113,024	\$70,239	\$82,838	\$165,962
<b>Ratios to average net assets:</b>					
Total expenses .....	0.16%	0.24%	0.30%	0.30%	0.30%
Net expenses .....	0.16%	0.20%	0.20%	0.20%	0.20%
Net investment income (loss) .....	1.89%	1.75%	1.95%	2.39%	2.17%
Portfolio turnover rate (g) .....	32%	10%	10%	15%	17%

- (a) Effective on April 22, 2022, the SPDR MSCI ACWI Climate Paris Aligned ETF underwent a 4-for-1 share split. The per share activity presented here has been retroactively adjusted to reflect this split. (Note 12)
- (b) Beginning with the year ended September 30, 2020, the Fund was audited by Ernst & Young LLP. The previous years were audited by another independent registered public accounting firm.
- (c) Per share numbers have been calculated using average shares outstanding, which more appropriately presents the per share data for the year.
- (d) Amounts shown in this caption for a share outstanding may not accord with the change in aggregate gains and losses in securities for the fiscal period because of the timing of sales and repurchases of Fund shares in relation to fluctuating market values for the Fund.
- (e) Amount is less than \$0.005 per share.
- (f) Total return is calculated assuming a purchase of shares at net asset value on the first day and a sale at net asset value on the last day of each period reported. Distributions are assumed, for the purpose of this calculation, to be reinvested at net asset value per share on the respective payment dates of each distribution. Total returns for periods of less than one year are not annualized. Broker commission charges are not included in this calculation.
- (g) Portfolio turnover rate excludes securities received or delivered from in-kind processing of creations or redemptions.



**SPDR INDEX SHARES FUNDS  
FINANCIAL HIGHLIGHTS**

***Selected data for a share outstanding throughout each period***

	<b>SPDR MSCI ACWI ex-US ETF</b>				
	<b>Year Ended 9/30/22</b>	<b>Year Ended 9/30/21</b>	<b>Year Ended 9/30/20(a)</b>	<b>Year Ended 9/30/19(a)(b)</b>	<b>Year Ended 9/30/18(a)(b)</b>
<b>Net asset value, beginning of period</b> . . . . .	\$ 29.15	\$ 24.01	\$ 24.08	\$ 24.97	\$ 25.11
<b>Income (loss) from investment operations:</b>					
Net investment income (loss) (c) . . . . .	0.77	0.71	0.54	0.76	0.67
Net realized and unrealized gain (loss) (d) . . . . .	(7.71)	5.05	0.06	(0.95)	(0.21)
Total from investment operations . . . . .	(6.94)	5.76	0.60	(0.19)	0.46
Other capital . . . . .	0.00(e)	0.00(e)	0.00(e)	0.00(e)	0.00(e)
<b>Distributions to shareholders from:</b>					
Net investment income . . . . .	(0.87)	(0.62)	(0.67)	(0.70)	(0.60)
<b>Net asset value, end of period</b> . . . . .	<b>\$ 21.34</b>	<b>\$ 29.15</b>	<b>\$ 24.01</b>	<b>\$ 24.08</b>	<b>\$ 24.97</b>
<b>Total return (f)</b> . . . . .	(24.46)%	23.98%	2.44%	(0.61)%	1.76%
<b>Ratios and Supplemental Data:</b>					
Net assets, end of period (in 000s) . . . . .	\$1,320,709	\$1,763,381	\$1,270,389	\$1,683,113	\$1,550,892
<b>Ratios to average net assets:</b>					
Total expenses . . . . .	0.30%	0.32%	0.34%	0.34%	0.34%
Net expenses . . . . .	0.30%	0.30%	0.30%	0.30%	0.30%
Net investment income (loss) . . . . .	2.90%	2.48%	2.26%	3.20%	2.61%
Portfolio turnover rate (g) . . . . .	2%	5%	4%	3%	3%

- (a) On September 20, 2019, the SPDR MSCI ACWI ex-US ETF underwent a 3-for-2 share split. The per share activity presented here has been retroactively adjusted to reflect this split.
- (b) Beginning with the year ended September 30, 2020, the Fund was audited by Ernst & Young LLP. The previous years were audited by another independent registered public accounting firm.
- (c) Per share numbers have been calculated using average shares outstanding, which more appropriately presents the per share data for the year.
- (d) Amounts shown in this caption for a share outstanding may not accord with the change in aggregate gains and losses in securities for the fiscal period because of the timing of sales and repurchases of Fund shares in relation to fluctuating market values for the Fund.
- (e) Amount is less than \$0.005 per share.
- (f) Total return is calculated assuming a purchase of shares at net asset value on the first day and a sale at net asset value on the last day of each period reported. Distributions are assumed, for the purpose of this calculation, to be reinvested at net asset value per share on the respective payment dates of each distribution. Total returns for periods of less than one year are not annualized. Broker commission charges are not included in this calculation.
- (g) Portfolio turnover rate excludes securities received or delivered from in-kind processing of creations or redemptions.

**SPDR INDEX SHARES FUNDS  
FINANCIAL HIGHLIGHTS**

*Selected data for a share outstanding throughout each period*

	<b>SPDR MSCI EAFE Fossil Fuel Reserves Free ETF</b>				
	<b>Year Ended 9/30/22</b>	<b>Year Ended 9/30/21</b>	<b>Year Ended 9/30/20</b>	<b>Year Ended 9/30/19(a)</b>	<b>Year Ended 9/30/18(a)</b>
<b>Net asset value, beginning of period</b> . . . . .	\$ 82.84	\$ 67.90	\$ 67.34	\$ 69.94	\$ 70.74
<b>Income (loss) from investment operations:</b>					
Net investment income (loss) (b) . . . . .	2.00	2.15	1.52	1.95	2.10
Net realized and unrealized gain (loss) (c) . . . . .	(23.94)	14.40	0.28	(2.68)	(1.07)
Total from investment operations . . . . .	(21.94)	16.55	1.80	(0.73)	1.03
Net equalization credits and charges (b) . . . . .	0.08	0.16	0.13	0.06	0.04
Other capital . . . . .	0.00(d)	0.00(d)	0.00(d)	—	—
<b>Distributions to shareholders from:</b>					
Net investment income . . . . .	(2.33)	(1.77)	(1.37)	(1.93)	(1.62)
Net realized gains . . . . .	—	—	—	—	(0.25)
Total distributions . . . . .	(2.33)	(1.77)	(1.37)	(1.93)	(1.87)
<b>Net asset value, end of period</b> . . . . .	<b>\$ 58.65</b>	<b>\$ 82.84</b>	<b>\$ 67.90</b>	<b>\$ 67.34</b>	<b>\$ 69.94</b>
<b>Total return (e)</b> . . . . .	(27.02)%	24.65%	2.83%	(0.79)%	1.48%
<b>Ratios and Supplemental Data:</b>					
Net assets, end of period (in 000s) . . . . .	\$202,335	\$240,241	\$122,221	\$84,177	\$76,937
<b>Ratios to average net assets:</b>					
Total expenses . . . . .	0.20%	0.24%	0.30%	0.30%	0.30%
Net expenses . . . . .	0.20%	0.20%	0.20%	0.20%	0.20%
Net investment income (loss) . . . . .	2.69%	2.66%	2.30%	2.97%	2.93%
Portfolio turnover rate (f) . . . . .	8%	6%	7%	6%	5%

- (a) Beginning with the year ended September 30, 2020, the Fund was audited by Ernst & Young LLP. The previous years were audited by another independent registered public accounting firm.
- (b) Per share numbers have been calculated using average shares outstanding, which more appropriately presents the per share data for the year.
- (c) Amounts shown in this caption for a share outstanding may not accord with the change in aggregate gains and losses in securities for the fiscal period because of the timing of sales and repurchases of Fund shares in relation to fluctuating market values for the Fund.
- (d) Amount is less than \$0.005 per share.
- (e) Total return is calculated assuming a purchase of shares at net asset value on the first day and a sale at net asset value on the last day of each period reported. Distributions are assumed, for the purpose of this calculation, to be reinvested at net asset value per share on the respective payment dates of each distribution. Total returns for periods of less than one year are not annualized. Broker commission charges are not included in this calculation.
- (f) Portfolio turnover rate excludes securities received or delivered from in-kind processing of creations or redemptions.

**SPDR INDEX SHARES FUNDS  
FINANCIAL HIGHLIGHTS**

*Selected data for a share outstanding throughout each period*

	SPDR MSCI EAFE StrategicFactors ETF				
	Year Ended 9/30/22	Year Ended 9/30/21	Year Ended 9/30/20	Year Ended 9/30/19(a)	Year Ended 9/30/18(a)
<b>Net asset value, beginning of period</b> .....	\$ 75.41	\$ 61.74	\$ 62.85	\$ 64.08	\$ 63.16
<b>Income (loss) from investment operations:</b>					
Net investment income (loss) (b) .....	2.09	1.94	1.43	1.84	1.85
Net realized and unrealized gain (loss) (c) .....	(19.22)	13.19	(0.94)	(1.08)	0.64
Total from investment operations .....	(17.13)	15.13	0.49	0.76	2.49
Other capital .....	0.00(d)	0.00(d)	0.00(d)	0.00(d)	0.00(d)
<b>Distributions to shareholders from:</b>					
Net investment income .....	(2.17)	(1.46)	(1.60)	(1.99)	(1.57)
<b>Net asset value, end of period</b> .....	<u>\$ 56.11</u>	<u>\$ 75.41</u>	<u>\$ 61.74</u>	<u>\$ 62.85</u>	<u>\$ 64.08</u>
<b>Total return (e)</b> .....	(23.29)%	24.57%	0.69%	1.39%	3.95%
<b>Ratios and Supplemental Data:</b>					
Net assets, end of period (in 000s) .....	\$687,312	\$810,662	\$385,852	\$320,538	\$265,941
<b>Ratios to average net assets:</b>					
Total expenses .....	0.30%	0.30%	0.30%	0.30%	0.30%
Net investment income (loss) .....	3.00%	2.65%	2.32%	3.02%	2.87%
Portfolio turnover rate (f) .....	14%	13%	14%	12%	6%

- (a) Beginning with the year ended September 30, 2020, the Fund was audited by Ernst & Young LLP. The previous years were audited by another independent registered public accounting firm.
- (b) Per share numbers have been calculated using average shares outstanding, which more appropriately presents the per share data for the year.
- (c) Amounts shown in this caption for a share outstanding may not accord with the change in aggregate gains and losses in securities for the fiscal period because of the timing of sales and repurchases of Fund shares in relation to fluctuating market values for the Fund.
- (d) Amount is less than \$0.005 per share.
- (e) Total return is calculated assuming a purchase of shares at net asset value on the first day and a sale at net asset value on the last day of each period reported. Distributions are assumed, for the purpose of this calculation, to be reinvested at net asset value per share on the respective payment dates of each distribution. Total returns for periods of less than one year are not annualized. Broker commission charges are not included in this calculation.
- (f) Portfolio turnover rate excludes securities received or delivered from in-kind processing of creations or redemptions.

**SPDR INDEX SHARES FUNDS  
FINANCIAL HIGHLIGHTS**

***Selected data for a share outstanding throughout each period***

	<b>SPDR MSCI Emerging Markets Fossil Fuel Reserves Free ETF</b>				
	<b>Year Ended 9/30/22</b>	<b>Year Ended 9/30/21</b>	<b>Year Ended 9/30/20</b>	<b>Year Ended 9/30/19(a)</b>	<b>Year Ended 9/30/18(a)</b>
<b>Net asset value, beginning of period</b> . . . . .	\$ 74.92	\$ 65.51	\$ 59.77	\$ 62.72	\$ 65.27
<b>Income (loss) from investment operations:</b>					
Net investment income (loss) (b) . . . . .	1.45	1.32	1.15	2.15(c)	1.42
Net realized and unrealized gain (loss) (d) . . . . .	(21.42)	9.09	5.98	(4.16)	(3.17)
Total from investment operations . . . . .	(19.97)	10.41	7.13	(2.01)	(1.75)
Net equalization credits and charges (b) . . . . .	(0.21)	0.07	0.32	0.27	0.25
Other capital . . . . .	0.05	0.03	0.03	0.05	0.01
<b>Distributions to shareholders from:</b>					
Net investment income . . . . .	(1.27)	(1.10)	(1.74)	(1.26)	(0.62)
Net realized gains . . . . .	—	—	—	—	(0.44)
Total distributions . . . . .	(1.27)	(1.10)	(1.74)	(1.26)	(1.06)
<b>Net asset value, end of period</b> . . . . .	<b>\$ 53.52</b>	<b>\$ 74.92</b>	<b>\$ 65.51</b>	<b>\$ 59.77</b>	<b>\$ 62.72</b>
<b>Total return (e)</b> . . . . .	(27.26)%	16.00%	12.59%	(2.62)% <sup>(c)</sup>	(2.41)%
<b>Ratios and Supplemental Data:</b>					
Net assets, end of period (in 000s) . . . . .	\$85,638	\$172,318	\$94,995	\$71,720	\$31,358
<b>Ratios to average net assets:</b>					
Total expenses . . . . .	0.30%	0.30%	0.30%	0.30%	0.30%
Net investment income (loss) . . . . .	2.12%	1.69%	1.88%	3.54% <sup>(c)</sup>	2.10%
Portfolio turnover rate (f) . . . . .	8%	11%	17%	7%	8%

- (a) Beginning with the year ended September 30, 2020, the Fund was audited by Ernst & Young LLP. The previous years were audited by another independent registered public accounting firm.
- (b) Per share numbers have been calculated using average shares outstanding, which more appropriately presents the per share data for the year.
- (c) Net investment income per share and ratio of net investment income to average net assets reflect receipt of special dividend from portfolio holding. The resulting increase to net investment income amounted to \$0.68 per share and 1.13% of average net assets. If the special dividends were not received during the year ended September 30, 2019, the total return would have been (3.73%).
- (d) Amounts shown in this caption for a share outstanding may not accord with the change in aggregate gains and losses in securities for the fiscal period because of the timing of sales and repurchases of Fund shares in relation to fluctuating market values for the Fund.
- (e) Total return is calculated assuming a purchase of shares at net asset value on the first day and a sale at net asset value on the last day of each period reported. Distributions are assumed, for the purpose of this calculation, to be reinvested at net asset value per share on the respective payment dates of each distribution. Total returns for periods of less than one year are not annualized. Broker commission charges are not included in this calculation.
- (f) Portfolio turnover rate excludes securities received or delivered from in-kind processing of creations or redemptions.

**SPDR INDEX SHARES FUNDS  
FINANCIAL HIGHLIGHTS**

*Selected data for a share outstanding throughout each period*

	<b>SPDR MSCI Emerging Markets StrategicFactors ETF</b>				
	<b>Year Ended 9/30/22</b>	<b>Year Ended 9/30/21</b>	<b>Year Ended 9/30/20</b>	<b>Year Ended 9/30/19(a)</b>	<b>Year Ended 9/30/18(a)</b>
<b>Net asset value, beginning of period</b> .....	\$ 68.01	\$ 56.44	\$ 57.51	\$ 59.60	\$ 60.69
<b>Income (loss) from investment operations:</b>					
Net investment income (loss) (b) .....	2.05	1.39	1.39	1.63	1.53
Net realized and unrealized gain (loss) (c) .....	(16.91)	11.58	(0.70)	(2.02)	(1.35)
Total from investment operations .....	(14.86)	12.97	0.69	(0.39)	0.18
Other capital .....	0.04	0.09	0.05	0.01	0.04
<b>Distributions to shareholders from:</b>					
Net investment income .....	(1.82)	(1.49)	(1.81)	(1.71)	(1.31)
<b>Net asset value, end of period</b> .....	<u>\$ 51.37</u>	<u>\$ 68.01</u>	<u>\$ 56.44</u>	<u>\$ 57.51</u>	<u>\$ 59.60</u>
<b>Total return (d)</b> .....	(22.33)%	23.25%	1.18%	(0.52)%	0.23%
<b>Ratios and Supplemental Data:</b>					
Net assets, end of period (in 000s) .....	\$39,810	\$81,610	\$148,165	\$268,867	\$266,725
<b>Ratios to average net assets:</b>					
Total expenses .....	0.30%	0.30%	0.30%	0.30%	0.30%
Net investment income (loss) .....	3.26%	2.10%	2.50%	2.84%	2.44%
Portfolio turnover rate (e) .....	23%	26%	23%	23%	30%

- (a) Beginning with the year ended September 30, 2020, the Fund was audited by Ernst & Young LLP. The previous years were audited by another independent registered public accounting firm.
- (b) Per share numbers have been calculated using average shares outstanding, which more appropriately presents the per share data for the year.
- (c) Amounts shown in this caption for a share outstanding may not accord with the change in aggregate gains and losses in securities for the fiscal period because of the timing of sales and repurchases of Fund shares in relation to fluctuating market values for the Fund.
- (d) Total return is calculated assuming a purchase of shares at net asset value on the first day and a sale at net asset value on the last day of each period reported. Distributions are assumed, for the purpose of this calculation, to be reinvested at net asset value per share on the respective payment dates of each distribution. Total returns for periods of less than one year are not annualized. Broker commission charges are not included in this calculation.
- (e) Portfolio turnover rate excludes securities received or delivered from in-kind processing of creations or redemptions.



**SPDR INDEX SHARES FUNDS  
FINANCIAL HIGHLIGHTS**

*Selected data for a share outstanding throughout each period*

	SPDR MSCI World StrategicFactors ETF				
	Year Ended 9/30/22	Year Ended 9/30/21	Year Ended 9/30/20	Year Ended 9/30/19(a)	Year Ended 9/30/18(a)
<b>Net asset value, beginning of period</b> .....	\$103.50	\$ 83.48	\$ 80.58	\$ 78.67	\$ 72.02
<b>Income (loss) from investment operations:</b>					
Net investment income (loss) (b) .....	2.04	1.83	1.67	1.61	1.61
Net realized and unrealized gain (loss) (c) .....	(18.49)	19.90	3.07	2.10	6.89
Total from investment operations .....	(16.45)	21.73	4.74	3.71	8.50
Other capital .....	0.00(d)	—	0.00(d)	0.00(d)	—
<b>Distributions to shareholders from:</b>					
Net investment income .....	(2.04)	(1.71)	(1.84)	(1.80)	(1.48)
Net realized gains .....	—	—	—	—	(0.37)
Total distributions .....	(2.04)	(1.71)	(1.84)	(1.80)	(1.85)
<b>Net asset value, end of period</b> .....	<u>\$ 85.01</u>	<u>\$103.50</u>	<u>\$ 83.48</u>	<u>\$ 80.58</u>	<u>\$ 78.67</u>
<b>Total return (e)</b> .....	(16.24)%	26.15%	5.87%	4.99%	11.93%
<b>Ratios and Supplemental Data:</b>					
Net assets, end of period (in 000s) .....	\$59,509	\$51,752	\$41,741	\$24,175	\$31,468
<b>Ratios to average net assets:</b>					
Total expenses .....	0.30%	0.30%	0.30%	0.30%	0.30%
Net investment income (loss) .....	2.03%	1.88%	2.05%	2.13%	2.13%
Portfolio turnover rate (f) .....	13%	25%	18%	14%	18%

- (a) Beginning with the year ended September 30, 2020, the Fund was audited by Ernst & Young LLP. The previous years were audited by another independent registered public accounting firm.
- (b) Per share numbers have been calculated using average shares outstanding, which more appropriately presents the per share data for the year.
- (c) Amounts shown in this caption for a share outstanding may not accord with the change in aggregate gains and losses in securities for the fiscal period because of the timing of sales and repurchases of Fund shares in relation to fluctuating market values for the Fund.
- (d) Amount is less than \$0.005 per share.
- (e) Total return is calculated assuming a purchase of shares at net asset value on the first day and a sale at net asset value on the last day of each period reported. Distributions are assumed, for the purpose of this calculation, to be reinvested at net asset value per share on the respective payment dates of each distribution. Total returns for periods of less than one year are not annualized. Broker commission charges are not included in this calculation.
- (f) Portfolio turnover rate excludes securities received or delivered from in-kind processing of creations or redemptions.

**SPDR INDEX SHARES FUNDS  
FINANCIAL HIGHLIGHTS**

*Selected data for a share outstanding throughout each period*

	SPDR Portfolio Developed World ex-US ETF				
	Year Ended 9/30/22	Year Ended 9/30/21	Year Ended 9/30/20	Year Ended 9/30/19(a)	Year Ended 9/30/18(a)
<b>Net asset value, beginning of period</b> . . . . .	\$ 36.34	\$ 29.21	\$ 29.29	\$ 30.76	\$ 30.52
<b>Income (loss) from investment operations:</b>					
Net investment income (loss) (b) . . . . .	1.00	0.98	0.72	0.96	0.97
Net realized and unrealized gain (loss) (c) . . . . .	(10.25)	6.98	(0.09)	(1.57)	0.03
Total from investment operations . . . . .	(9.25)	7.96	0.63	(0.61)	1.00
Other capital . . . . .	0.00(d)	0.00(d)	0.00(d)	0.00(d)	—
<b>Distributions to shareholders from:</b>					
Net investment income . . . . .	(1.18)	(0.83)	(0.71)	(0.86)	(0.76)
<b>Net asset value, end of period</b> . . . . .	<u>\$ 25.91</u>	<u>\$ 36.34</u>	<u>\$ 29.21</u>	<u>\$ 29.29</u>	<u>\$ 30.76</u>
<b>Total return (e)</b> . . . . .	(26.07)%	27.30%	2.16%	(1.92)%	3.28%
<b>Ratios and Supplemental Data:</b>					
Net assets, end of period (in 000s) . . . . .	\$10,215,679	\$11,685,902	\$7,946,348	\$4,808,920	\$3,371,743
<b>Ratios to average net assets:</b>					
Total expenses . . . . .	0.04%	0.04%	0.04%	0.04%	0.05%
Net investment income (loss) . . . . .	3.03%	2.78%	2.52%	3.34%	3.09%
Portfolio turnover rate (f) . . . . .	3%	2%	3%	4%	3%

- (a) Beginning with the year ended September 30, 2020, the Fund was audited by Ernst & Young LLP. The previous years were audited by another independent registered public accounting firm.
- (b) Per share numbers have been calculated using average shares outstanding, which more appropriately presents the per share data for the year.
- (c) Amounts shown in this caption for a share outstanding may not accord with the change in aggregate gains and losses in securities for the fiscal period because of the timing of sales and repurchases of Fund shares in relation to fluctuating market values for the Fund.
- (d) Amount is less than \$0.005 per share.
- (e) Total return is calculated assuming a purchase of shares at net asset value on the first day and a sale at net asset value on the last day of each period reported. Distributions are assumed, for the purpose of this calculation, to be reinvested at net asset value per share on the respective payment dates of each distribution. Total returns for periods of less than one year are not annualized. Broker commission charges are not included in this calculation.
- (f) Portfolio turnover rate excludes securities received or delivered from in-kind processing of creations or redemptions.

**SPDR INDEX SHARES FUNDS  
FINANCIAL HIGHLIGHTS**

*Selected data for a share outstanding throughout each period*

	SPDR Portfolio Emerging Markets ETF				
	Year Ended 9/30/22	Year Ended 9/30/21	Year Ended 9/30/20	Year Ended 9/30/19(a)	Year Ended 9/30/18(a)(b)
<b>Net asset value, beginning of period</b> . . . . .	\$ 42.83	\$ 36.29	\$ 34.39	\$ 34.81	\$ 36.06
<b>Income (loss) from investment operations:</b>					
Net investment income (loss) (c) . . . . .	1.23	0.94	0.90	1.26(d)	1.04
Net realized and unrealized gain (loss) (e) . . . . .	(11.46)	6.46	2.01	(0.88)	(1.71)
Total from investment operations . . . . .	(10.23)	7.40	2.91	0.38	(0.67)
Other capital . . . . .	0.01	0.01	0.01	0.02	0.02
<b>Distributions to shareholders from:</b>					
Net investment income . . . . .	(1.41)	(0.87)	(1.02)	(0.82)	(0.60)
<b>Net asset value, end of period</b> . . . . .	<u>\$ 31.20</u>	<u>\$ 42.83</u>	<u>\$ 36.29</u>	<u>\$ 34.39</u>	<u>\$ 34.81</u>
<b>Total return (f)</b> . . . . .	(24.51)%	20.38%	8.56%	1.18%(d)	(1.88)%
<b>Ratios and Supplemental Data:</b>					
Net assets, end of period (in 000s) . . . . .	\$5,153,547	\$5,794,298	\$4,340,644	\$2,668,386	\$1,486,248
<b>Ratios to average net assets:</b>					
Total expenses . . . . .	0.11%	0.11%	0.11%	0.11%	0.12%
Net investment income (loss) . . . . .	3.23%	2.18%	2.60%	3.63%(d)	2.78%
Portfolio turnover rate (g) . . . . .	8%	12%	8%	17%	10%

- (a) Beginning with the year ended September 30, 2020, the Fund was audited by Ernst & Young LLP. The previous years were audited by another independent registered public accounting firm.
- (b) After the close of trading on October 13, 2017, the SPDR Portfolio Emerging Markets ETF underwent a 2-for-1 share split. The per share data presented here have been retroactively adjusted to reflect this split.
- (c) Per share numbers have been calculated using average shares outstanding, which more appropriately presents the per share data for the year.
- (d) Net investment income per share and ratio of net investment income to average net assets reflect receipt of special dividend from portfolio holding. The resulting increase to net investment income amounted to \$0.26 per share and 0.75% of average net assets. If the special dividends were not received during the year ended September 30, 2019, the total return would have been 0.42%.
- (e) Amounts shown in this caption for a share outstanding may not accord with the change in aggregate gains and losses in securities for the fiscal period because of the timing of sales and repurchases of Fund shares in relation to fluctuating market values for the Fund.
- (f) Total return is calculated assuming a purchase of shares at net asset value on the first day and a sale at net asset value on the last day of each period reported. Distributions are assumed, for the purpose of this calculation, to be reinvested at net asset value per share on the respective payment dates of each distribution. Total returns for periods of less than one year are not annualized. Broker commission charges are not included in this calculation.
- (g) Portfolio turnover rate excludes securities received or delivered from in-kind processing of creations or redemptions.

**SPDR INDEX SHARES FUNDS  
FINANCIAL HIGHLIGHTS**

*Selected data for a share outstanding throughout each period*

	SPDR Portfolio Europe ETF				
	Year Ended 9/30/22	Year Ended 9/30/21	Year Ended 9/30/20	Year Ended 9/30/19(a)	Year Ended 9/30/18(a)
<b>Net asset value, beginning of period</b> .....	\$ 41.00	\$ 32.78	\$ 33.30	\$ 33.70	\$ 35.49
<b>Income (loss) from investment operations:</b>					
Net investment income (loss) (b) .....	1.03	1.08	0.81	1.13	1.14
Net realized and unrealized gain (loss) (c) .....	(11.74)	7.97	(0.51)	(0.40)	(1.68)
Total from investment operations .....	(10.71)	9.05	0.30	0.73	(0.54)
Net equalization credits and charges (b) .....	(0.00)(d)	0.26	(0.04)	0.04	(0.06)
<b>Distributions to shareholders from:</b>					
Net investment income .....	(1.20)	(1.09)	(0.78)	(1.17)	(1.19)
<b>Net asset value, end of period</b> .....	<u>\$ 29.09</u>	<u>\$ 41.00</u>	<u>\$ 32.78</u>	<u>\$ 33.30</u>	<u>\$ 33.70</u>
<b>Total return (e)</b> .....	(26.62)%	28.48%	0.93%	2.34%	(1.68)%
<b>Ratios and Supplemental Data:</b>					
Net assets, end of period (in 000s) .....	\$175,986	\$297,252	\$134,396	\$186,500	\$188,731
<b>Ratios to average net assets:</b>					
Total expenses .....	0.09%	0.09%	0.09%	0.29%	0.29%
Net investment income (loss) .....	2.67%	2.68%	2.47%	3.47%	3.25%
Portfolio turnover rate (f) .....	5%	7%	3%	67%	5%

- (a) Beginning with the year ended September 30, 2020, the Fund was audited by Ernst & Young LLP. The previous years were audited by another independent registered public accounting firm.
- (b) Per share numbers have been calculated using average shares outstanding, which more appropriately presents the per share data for the year.
- (c) Amounts shown in this caption for a share outstanding may not accord with the change in aggregate gains and losses in securities for the fiscal period because of the timing of sales and repurchases of Fund shares in relation to fluctuating market values for the Fund.
- (d) Amount is less than \$0.005 per Unit.
- (e) Total return is calculated assuming a purchase of shares at net asset value on the first day and a sale at net asset value on the last day of each period reported. Distributions are assumed, for the purpose of this calculation, to be reinvested at net asset value per share on the respective payment dates of each distribution. Total returns for periods of less than one year are not annualized. Broker commission charges are not included in this calculation.
- (f) Portfolio turnover rate excludes securities received or delivered from in-kind processing of creations or redemptions.

**SPDR INDEX SHARES FUNDS  
FINANCIAL HIGHLIGHTS**

***Selected data for a share outstanding throughout each period***

	<b>SPDR Portfolio MSCI Global Stock Market ETF</b>				
	<b>Year Ended 9/30/22</b>	<b>Year Ended 9/30/21</b>	<b>Year Ended 9/30/20</b>	<b>Year Ended 9/30/19(a)(b)</b>	<b>Year Ended 9/30/18(a)(b)</b>
<b>Net asset value, beginning of period</b> .....	\$ 54.82	\$ 43.13	\$ 39.97	\$ 40.56	\$ 37.64
<b>Income (loss) from investment operations:</b>					
Net investment income (loss) (c) .....	1.11	1.07	0.88	1.01	0.86
Net realized and unrealized gain (loss) (d) .....	(11.84)	11.50	3.15	(0.79)	2.94
Total from investment operations .....	(10.73)	12.57	4.03	0.22	3.80
Other capital .....	0.00(e)	0.00(e)	0.00(e)	0.00(e)	—
<b>Distributions to shareholders from:</b>					
Net investment income .....	(1.23)	(0.88)	(0.87)	(0.81)	(0.88)
<b>Net asset value, end of period</b> .....	<u>\$ 42.86</u>	<u>\$ 54.82</u>	<u>\$ 43.13</u>	<u>\$ 39.97</u>	<u>\$ 40.56</u>
<b>Total return (f)</b> .....	(20.04)%	29.28%	10.12%	0.73%	10.17%
<b>Ratios and Supplemental Data:</b>					
Net assets, end of period (in 000s) .....	\$437,145	\$548,216	\$401,070	\$167,887	\$105,443
<b>Ratios to average net assets:</b>					
Total expenses .....	0.09%	0.09%	0.09%	0.25%	0.25%
Net investment income (loss) .....	2.10%	2.05%	2.17%	2.62%	2.16%
Portfolio turnover rate (g) .....	5%	3%	5%	5%	4%

- (a) Beginning with the year ended September 30, 2020, the Fund was audited by Ernst & Young LLP. The previous years were audited by another independent registered public accounting firm.
- (b) After the close of trading on September 20, 2019, the SPDR Portfolio MSCI Global Stock Market ETF underwent a 2-for-1 share split. The per share activity presented here has been retroactively adjusted to reflect this split.
- (c) Per share numbers have been calculated using average shares outstanding, which more appropriately presents the per share data for the year.
- (d) Amounts shown in this caption for a share outstanding may not accord with the change in aggregate gains and losses in securities for the fiscal period because of the timing of sales and repurchases of Fund shares in relation to fluctuating market values for the Fund.
- (e) Amount is less than \$0.005 per share.
- (f) Total return is calculated assuming a purchase of shares at net asset value on the first day and a sale at net asset value on the last day of each period reported. Distributions are assumed, for the purpose of this calculation, to be reinvested at net asset value per share on the respective payment dates of each distribution. Total returns for periods of less than one year are not annualized. Broker commission charges are not included in this calculation.
- (g) Portfolio turnover rate excludes securities received or delivered from in-kind processing of creations or redemptions.



**SPDR INDEX SHARES FUNDS  
FINANCIAL HIGHLIGHTS**

*Selected data for a share outstanding throughout each period*

	SPDR S&P China ETF				
	Year Ended 9/30/22	Year Ended 9/30/21	Year Ended 9/30/20	Year Ended 9/30/19(a)	Year Ended 9/30/18(a)
<b>Net asset value, beginning of period</b> . . . . .	\$ 110.81	\$ 117.85	\$ 90.56	\$ 97.16	\$ 101.90
<b>Income (loss) from investment operations:</b>					
Net investment income (loss) (b) . . . . .	1.98	1.31	1.36	1.70	1.74
Net realized and unrealized gain (loss) (c) . . . . .	(39.92)	(7.10)	27.30	(6.39)	(4.21)
Total from investment operations . . . . .	(37.94)	(5.79)	28.66	(4.69)	(2.47)
Other capital . . . . .	0.04	0.04	0.03	0.06	—
<b>Distributions to shareholders from:</b>					
Net investment income . . . . .	(1.66)	(1.29)	(1.40)	(1.97)	(2.27)
<b>Net asset value, end of period</b> . . . . .	<u>\$ 71.25</u>	<u>\$ 110.81</u>	<u>\$ 117.85</u>	<u>\$ 90.56</u>	<u>\$ 97.16</u>
<b>Total return (d)</b> . . . . .	(34.60)%	(5.04)%	31.89%	(4.73)%	(2.64)%
<b>Ratios and Supplemental Data:</b>					
Net assets, end of period (in 000s) . . . . .	\$1,122,178	\$1,711,971	\$1,425,931	\$1,122,942	\$1,039,601
<b>Ratios to average net assets:</b>					
Total expenses . . . . .	0.59%	0.59%	0.59%	0.59%	0.59%
Net investment income (loss) . . . . .	2.11%	1.02%	1.33%	1.81%	1.62%
Portfolio turnover rate (e) . . . . .	11%	15%	9%	23%	3%

- (a) Beginning with the year ended September 30, 2020, the Fund was audited by Ernst & Young LLP. The previous years were audited by another independent registered public accounting firm.
- (b) Per share numbers have been calculated using average shares outstanding, which more appropriately presents the per share data for the year.
- (c) Amounts shown in this caption for a share outstanding may not accord with the change in aggregate gains and losses in securities for the fiscal period because of the timing of sales and repurchases of Fund shares in relation to fluctuating market values for the Fund.
- (d) Total return is calculated assuming a purchase of shares at net asset value on the first day and a sale at net asset value on the last day of each period reported. Distributions are assumed, for the purpose of this calculation, to be reinvested at net asset value per share on the respective payment dates of each distribution. Total returns for periods of less than one year are not annualized. Broker commission charges are not included in this calculation.
- (e) Portfolio turnover rate excludes securities received or delivered from in-kind processing of creations or redemptions.

**SPDR INDEX SHARES FUNDS  
FINANCIAL HIGHLIGHTS**

*Selected data for a share outstanding throughout each period*

	SPDR S&P Emerging Asia Pacific ETF				
	Year Ended 9/30/22	Year Ended 9/30/21	Year Ended 9/30/20	Year Ended 9/30/19(a)	Year Ended 9/30/18(a)
<b>Net asset value, beginning of period</b> .....	\$ 124.88	\$ 110.29	\$ 93.67	\$ 97.31	\$ 98.49
<b>Income (loss) from investment operations:</b>					
Net investment income (loss) (b) .....	2.17	1.69	1.66	1.89	1.93
Net realized and unrealized gain (loss) (c) .....	(33.17)	14.53	16.72	(3.50)	(1.22)
Total from investment operations .....	(31.00)	16.22	18.38	(1.61)	0.71
Other capital .....	0.03	0.06	0.03	0.02	0.01
<b>Distributions to shareholders from:</b>					
Net investment income .....	(3.42)	(1.69)	(1.79)	(2.05)	(1.90)
<b>Net asset value, end of period</b> .....	<u>\$ 90.49</u>	<u>\$ 124.88</u>	<u>\$ 110.29</u>	<u>\$ 93.67</u>	<u>\$ 97.31</u>
<b>Total return (d)</b> .....	(25.42)%	14.73%	19.82%	(1.56)%	0.63%
<b>Ratios and Supplemental Data:</b>					
Net assets, end of period (in 000s) .....	\$334,812	\$599,447	\$540,439	\$440,267	\$437,903
<b>Ratios to average net assets:</b>					
Total expenses .....	0.49%	0.49%	0.49%	0.49%	0.49%
Net investment income (loss) .....	1.92%	1.31%	1.67%	2.01%	1.86%
Portfolio turnover rate (e) .....	2%	17%	8%	14%	5%

- (a) Beginning with the year ended September 30, 2020, the Fund was audited by Ernst & Young LLP. The previous years were audited by another independent registered public accounting firm.
- (b) Per share numbers have been calculated using average shares outstanding, which more appropriately presents the per share data for the year.
- (c) Amounts shown in this caption for a share outstanding may not accord with the change in aggregate gains and losses in securities for the fiscal period because of the timing of sales and repurchases of Fund shares in relation to fluctuating market values for the Fund.
- (d) Total return is calculated assuming a purchase of shares at net asset value on the first day and a sale at net asset value on the last day of each period reported. Distributions are assumed, for the purpose of this calculation, to be reinvested at net asset value per share on the respective payment dates of each distribution. Total returns for periods of less than one year are not annualized. Broker commission charges are not included in this calculation.
- (e) Portfolio turnover rate excludes securities received or delivered from in-kind processing of creations or redemptions.

**SPDR INDEX SHARES FUNDS  
FINANCIAL HIGHLIGHTS**

***Selected data for a share outstanding throughout each period***

	<b>SPDR S&amp;P Emerging Markets Dividend ETF</b>				
	<b>Year Ended 9/30/22</b>	<b>Year Ended 9/30/21</b>	<b>Year Ended 9/30/20</b>	<b>Year Ended 9/30/19(a)</b>	<b>Year Ended 9/30/18(a)</b>
<b>Net asset value, beginning of period</b> . . . . .	\$ 29.82	\$ 24.29	\$ 29.99	\$ 30.87	\$ 30.31
<b>Income (loss) from investment operations:</b>					
Net investment income (loss) (b) . . . . .	1.12	1.05	0.96	1.25	1.05
Net realized and unrealized gain (loss) (c) . . . . .	(7.18)	5.51	(5.68)	(0.87)	0.57
Total from investment operations . . . . .	(6.06)	6.56	(4.72)	0.38	1.62
Net equalization credits and charges (b) . . . . .	(0.03)	(0.01)	(0.01)	(0.03)	(0.01)
Contribution from Affiliate . . . . .	—	—	—	0.01	—
Other capital . . . . .	0.01	0.00(d)	0.01	0.01	0.00(d)
<b>Distributions to shareholders from:</b>					
Net investment income . . . . .	(1.32)	(1.02)	(0.98)	(1.25)	(1.05)
<b>Net asset value, end of period</b> . . . . .	<b>\$ 22.42</b>	<b>\$ 29.82</b>	<b>\$ 24.29</b>	<b>\$ 29.99</b>	<b>\$ 30.87</b>
<b>Total return (e)</b> . . . . .	(20.86)%	26.96%	(15.71)%	1.09%(f)	5.26%
<b>Ratios and Supplemental Data:</b>					
Net assets, end of period (in 000s) . . . . .	\$180,460	\$295,201	\$255,057	\$410,811	\$402,845
<b>Ratios to average net assets:</b>					
Total expenses . . . . .	0.49%	0.49%	0.49%	0.49%	0.49%
Net investment income (loss) . . . . .	3.94%	3.63%	3.47%	4.00%	3.21%
Portfolio turnover rate (g) . . . . .	71%	75%	78%	73%	55%

- (a) Beginning with the year ended September 30, 2020, the Fund was audited by Ernst & Young LLP. The previous years were audited by another independent registered public accounting firm.
- (b) Per share numbers have been calculated using average shares outstanding, which more appropriately presents the per share data for the year.
- (c) Amounts shown in this caption for a share outstanding may not accord with the change in aggregate gains and losses in securities for the fiscal period because of the timing of sales and repurchases of Fund shares in relation to fluctuating market values for the Fund.
- (d) Amount is less than \$0.005 per share.
- (e) Total return is calculated assuming a purchase of shares at net asset value on the first day and a sale at net asset value on the last day of each period reported. Distributions are assumed, for the purpose of this calculation, to be reinvested at net asset value per share on the respective payment dates of the Fund. Total return for periods less than one year are not annualized. Broker commission charges are not included in this calculation.
- (f) If the Affiliate had not made a voluntary contribution during the year ended September 30, 2019, the total return would have been 1.06%.
- (g) Portfolio turnover rate excludes securities received or delivered from in-kind processing of creations or redemptions.

**SPDR INDEX SHARES FUNDS  
FINANCIAL HIGHLIGHTS**

*Selected data for a share outstanding throughout each period*

	<b>SPDR S&amp;P Emerging Markets Small Cap ETF</b>				
	<b>Year Ended 9/30/22</b>	<b>Year Ended 9/30/21</b>	<b>Year Ended 9/30/20</b>	<b>Year Ended 9/30/19(a)</b>	<b>Year Ended 9/30/18(a)</b>
<b>Net asset value, beginning of period</b> .....	\$ 59.20	\$ 44.37	\$ 43.50	\$ 44.89	\$ 49.42
<b>Income (loss) from investment operations:</b>					
Net investment income (loss) (b) .....	1.47	1.09	0.94	1.12	1.19
Net realized and unrealized gain (loss) (c) .....	(13.23)	14.99	1.11	(1.21)	(4.25)
Total from investment operations .....	(11.76)	16.08	2.05	(0.09)	(3.06)
Other capital .....	0.01	0.01	0.01	0.01	0.01
<b>Distributions to shareholders from:</b>					
Net investment income .....	(1.82)	(1.26)	(1.19)	(1.31)	(1.48)
Total distributions .....	(1.82)	(1.26)	—	(0.00)	—
<b>Net asset value, end of period</b> .....	\$ 45.63	\$ 59.20	\$ 44.37	\$ 43.50	\$ 44.89
<b>Total return (d)</b> .....	(20.33)%	36.48%	4.75%	(0.07)%	(6.49)%
<b>Ratios and Supplemental Data:</b>					
Net assets, end of period (in 000s) .....	\$552,177	\$651,163	\$505,767	\$522,052	\$471,349
<b>Ratios to average net assets:</b>					
Total expenses .....	0.65%	0.65%	0.65%	0.65%	0.65%
Net investment income (loss) .....	2.70%	1.97%	2.22%	2.58%	2.37%
Portfolio turnover rate (e) .....	23%	42%	30%	23%	24%

(a) Beginning with the year ended September 30, 2020, the Fund was audited by Ernst & Young LLP. The previous years were audited by another independent registered public accounting firm.

(b) Per share numbers have been calculated using average shares outstanding, which more appropriately presents the per share data for the year.

(c) Amounts shown in this caption for a share outstanding may not accord with the change in aggregate gains and losses in securities for the fiscal period because of the timing of sales and repurchases of Fund shares in relation to fluctuating market values for the Fund.

(d) Total return is calculated assuming a purchase of shares at net asset value on the first day and a sale at net asset value on the last day of each period reported. Distributions are assumed, for the purpose of this calculation, to be reinvested at net asset value per share on the respective payment dates of each distribution. Total returns for periods of less than one year are not annualized. Broker commission charges are not included in this calculation.

(e) Portfolio turnover rate excludes securities received or delivered from in-kind processing of creations or redemptions.

**SPDR INDEX SHARES FUNDS  
FINANCIAL HIGHLIGHTS**

*Selected data for a share outstanding throughout each period*

	SPDR S&P Global Dividend ETF				
	Year Ended 9/30/22	Year Ended 9/30/21	Year Ended 9/30/20	Year Ended 9/30/19(a)	Year Ended 9/30/18(a)
<b>Net asset value, beginning of period</b> . . . . .	\$ 65.92	\$ 53.12	\$ 67.49	\$ 68.01	\$ 67.64
<b>Income (loss) from investment operations:</b>					
Net investment income (loss) (b) . . . . .	2.92	2.90	2.72	2.85	2.84
Net realized and unrealized gain (loss) (c) . . . . .	(12.21)	13.07	(14.24)	(0.34)	(0.04)
Total from investment operations . . . . .	(9.29)	15.97	(11.52)	2.51	2.80
Net equalization credits and charges (b) . . . . .	—	—	—	0.04	0.06
Other capital . . . . .	0.00(d)	0.01	0.00(d)	0.00(d)	0.00(d)
<b>Distributions to shareholders from:</b>					
Net investment income . . . . .	(3.11)	(3.18)	(2.85)	(3.07)	(2.49)
<b>Net asset value, end of period</b> . . . . .	\$ 53.52	\$ 65.92	\$ 53.12	\$ 67.49	\$ 68.01
<b>Total return (e)</b> . . . . .	(14.69)%	30.37%	(17.21)%	3.98%	4.23%
<b>Ratios and Supplemental Data:</b>					
Net assets, end of period (in 000s) . . . . .	\$216,737	\$322,998	\$212,462	\$276,689	\$207,417
<b>Ratios to average net assets:</b>					
Total expenses . . . . .	0.40%	0.40%	0.40%	0.40%	0.40%
Net investment income (loss) . . . . .	4.49%	4.46%	4.54%	4.31%	4.12%
Portfolio turnover rate (f) . . . . .	49%	49%	82%	53%	39%

- (a) Beginning with the year ended September 30, 2020, the Fund was audited by Ernst & Young LLP. The previous years were audited by another independent registered public accounting firm.
- (b) Per share numbers have been calculated using average shares outstanding, which more appropriately presents the per share data for the year.
- (c) Amounts shown in this caption for a share outstanding may not accord with the change in aggregate gains and losses in securities for the fiscal period because of the timing of sales and repurchases of Fund shares in relation to fluctuating market values for the Fund.
- (d) Amount is less than \$0.005 per share.
- (e) Total return is calculated assuming a purchase of shares at net asset value on the first day and a sale at net asset value on the last day of each period reported. Distributions are assumed, for the purpose of this calculation, to be reinvested at net asset value per share on the respective payment dates of each distribution. Total returns for periods of less than one year are not annualized. Broker commission charges are not included in this calculation.
- (f) Portfolio turnover rate excludes securities received or delivered from in-kind processing of creations or redemptions.



**SPDR INDEX SHARES FUNDS  
FINANCIAL HIGHLIGHTS**

*Selected data for a share outstanding throughout each period*

	SPDR S&P Global Infrastructure ETF				
	Year Ended 9/30/22	Year Ended 9/30/21	Year Ended 9/30/20	Year Ended 9/30/19(a)	Year Ended 9/30/18(a)
<b>Net asset value, beginning of period</b> . . . . .	\$ 52.87	\$ 44.29	\$ 53.31	\$ 48.50	\$ 51.82
<b>Income (loss) from investment operations:</b>					
Net investment income (loss) (b) . . . . .	1.42	1.46	1.48	1.86	1.81
Net realized and unrealized gain (loss) (c) . . . . .	(4.73)	8.36	(8.96)	4.63	(3.55)
Total from investment operations . . . . .	(3.31)	9.82	(7.48)	6.49	(1.74)
Other capital . . . . .	0.00(d)	0.00(d)	0.00(d)	0.00(d)	0.00(d)
<b>Distributions to shareholders from:</b>					
Net investment income . . . . .	(1.55)	(1.24)	(1.54)	(1.68)	(1.58)
<b>Net asset value, end of period</b> . . . . .	<u>\$ 48.01</u>	<u>\$ 52.87</u>	<u>\$ 44.29</u>	<u>\$ 53.31</u>	<u>\$ 48.50</u>
<b>Total return (e)</b> . . . . .	(6.63)%	22.28%	(14.46)%	13.76%	(3.43)%
<b>Ratios and Supplemental Data:</b>					
Net assets, end of period (in 000s) . . . . .	\$489,707	\$438,813	\$341,045	\$399,823	\$252,209
<b>Ratios to average net assets:</b>					
Total expenses . . . . .	0.40%	0.40%	0.40%	0.40%	0.40%
Net investment income (loss) . . . . .	2.60%	2.84%	3.07%	3.69%	3.61%
Portfolio turnover rate (f) . . . . .	14%	14%	15%	14%	21%

- (a) Beginning with the year ended September 30, 2020, the Fund was audited by Ernst & Young LLP. The previous years were audited by another independent registered public accounting firm.
- (b) Per share numbers have been calculated using average shares outstanding, which more appropriately presents the per share data for the year.
- (c) Amounts shown in this caption for a share outstanding may not accord with the change in aggregate gains and losses in securities for the fiscal period because of the timing of sales and repurchases of Fund shares in relation to fluctuating market values for the Fund.
- (d) Amount is less than \$0.005 per share.
- (e) Total return is calculated assuming a purchase of shares at net asset value on the first day and a sale at net asset value on the last day of each period reported. Distributions are assumed, for the purpose of this calculation, to be reinvested at net asset value per share on the respective payment dates of each distribution. Total returns for periods of less than one year are not annualized. Broker commission charges are not included in this calculation.
- (f) Portfolio turnover rate excludes securities received or delivered from in-kind processing of creations or redemptions.

**SPDR INDEX SHARES FUNDS  
FINANCIAL HIGHLIGHTS**

*Selected data for a share outstanding throughout each period*

	SPDR S&P Global Natural Resources ETF				
	Year Ended 9/30/22	Year Ended 9/30/21	Year Ended 9/30/20	Year Ended 9/30/19(a)	Year Ended 9/30/18(a)
<b>Net asset value, beginning of period</b> . . . . .	\$ 51.44	\$ 37.55	\$ 43.09	\$ 50.61	\$ 45.84
<b>Income (loss) from investment operations:</b>					
Net investment income (loss) (b) . . . . .	2.39	2.07	1.37	1.81	1.49
Net realized and unrealized gain (loss) (c) . . . . .	(1.90)	13.27	(5.47)	(7.67)	4.52
Total from investment operations . . . . .	0.49	15.34	(4.10)	(5.86)	6.01
Other capital . . . . .	0.00(d)	0.00(d)	0.00(d)	0.00(d)	—
<b>Distributions to shareholders from:</b>					
Net investment income . . . . .	(2.33)	(1.45)	(1.44)	(1.66)	(1.24)
<b>Net asset value, end of period</b> . . . . .	<u>\$ 49.60</u>	<u>\$ 51.44</u>	<u>\$ 37.55</u>	<u>\$ 43.09</u>	<u>\$ 50.61</u>
<b>Total return (e)</b> . . . . .	0.33%	41.09%	(9.97)%	(11.50)%	13.17%
<b>Ratios and Supplemental Data:</b>					
Net assets, end of period (in 000s) . . . . .	\$3,008,296	\$2,242,969	\$1,041,035	\$1,044,867	\$1,553,821
<b>Ratios to average net assets:</b>					
Total expenses . . . . .	0.40%	0.40%	0.40%	0.40%	0.40%
Net investment income (loss) . . . . .	4.25%	4.17%	3.45%	4.03%	3.03%
Portfolio turnover rate (f) . . . . .	21%	11%	16%	16%	19%

- (a) Beginning with the year ended September 30, 2020, the Fund was audited by Ernst & Young LLP. The previous years were audited by another independent registered public accounting firm.
- (b) Per share numbers have been calculated using average shares outstanding, which more appropriately presents the per share data for the year.
- (c) Amounts shown in this caption for a share outstanding may not accord with the change in aggregate gains and losses in securities for the fiscal period because of the timing of sales and repurchases of Fund shares in relation to fluctuating market values for the Fund.
- (d) Amount is less than \$0.005 per share.
- (e) Total return is calculated assuming a purchase of shares at net asset value on the first day and a sale at net asset value on the last day of each period reported. Distributions are assumed, for the purpose of this calculation, to be reinvested at net asset value per share on the respective payment dates of each distribution. Total returns for periods of less than one year are not annualized. Broker commission charges are not included in this calculation.
- (f) Portfolio turnover rate excludes securities received or delivered from in-kind processing of creations or redemptions.

**SPDR INDEX SHARES FUNDS  
FINANCIAL HIGHLIGHTS**

*Selected data for a share outstanding throughout each period*

	SPDR S&P International Dividend ETF				
	Year Ended 9/30/22	Year Ended 9/30/21	Year Ended 9/30/20	Year Ended 9/30/19(a)	Year Ended 9/30/18(a)
<b>Net asset value, beginning of period</b> . . . . .	\$ 38.11	\$ 33.70	\$ 38.98	\$ 38.05	\$ 40.25
<b>Income (loss) from investment operations:</b>					
Net investment income (loss) (b) . . . . .	1.50	1.34	1.31	1.47	1.50
Net realized and unrealized gain (loss) (c) . . . . .	(8.88)	4.44	(4.88)	1.16	(1.95)
Total from investment operations . . . . .	(7.38)	5.78	(3.57)	2.63	(0.45)
Net equalization credits and charges (b) . . . . .	—	—	—	(0.01)	(0.12)
Other capital . . . . .	0.00(d)	0.00(d)	0.00(d)	0.00(d)	(0.00)(d)
<b>Distributions to shareholders from:</b>					
Net investment income . . . . .	(1.71)	(1.37)	(1.71)	(1.69)	(1.63)
<b>Net asset value, end of period</b> . . . . .	<u>\$ 29.02</u>	<u>\$ 38.11</u>	<u>\$ 33.70</u>	<u>\$ 38.98</u>	<u>\$ 38.05</u>
<b>Total return (e)</b> . . . . .	(19.98)%	17.20%	(9.24)%	7.12%	(1.49)%
<b>Ratios and Supplemental Data:</b>					
Net assets, end of period (in 000s) . . . . .	\$460,070	\$632,730	\$571,183	\$781,556	\$861,910
<b>Ratios to average net assets:</b>					
Total expenses . . . . .	0.45%	0.45%	0.45%	0.45%	0.45%
Net investment income (loss) . . . . .	4.06%	3.52%	3.64%	3.89%	3.74%
Portfolio turnover rate (f) . . . . .	71%	54%	65%	66%	47%

- (a) Beginning with the year ended September 30, 2020, the Fund was audited by Ernst & Young LLP. The previous years were audited by another independent registered public accounting firm.
- (b) Per share numbers have been calculated using average shares outstanding, which more appropriately presents the per share data for the year.
- (c) Amounts shown in this caption for a share outstanding may not accord with the change in aggregate gains and losses in securities for the fiscal period because of the timing of sales and repurchases of Fund shares in relation to fluctuating market values for the Fund.
- (d) Amount is less than \$0.005 per share.
- (e) Total return is calculated assuming a purchase of shares at net asset value on the first day and a sale at net asset value on the last day of each period reported. Distributions are assumed, for the purpose of this calculation, to be reinvested at net asset value per share on the respective payment dates of each distribution. Total returns for periods of less than one year are not annualized. Broker commission charges are not included in this calculation.
- (f) Portfolio turnover rate excludes securities received or delivered from in-kind processing of creations or redemptions.

**SPDR INDEX SHARES FUNDS  
FINANCIAL HIGHLIGHTS**

*Selected data for a share outstanding throughout each period*

	SPDR S&P International Small Cap ETF				
	Year Ended 9/30/22	Year Ended 9/30/21	Year Ended 9/30/20	Year Ended 9/30/19(a)	Year Ended 9/30/18(a)
	<b>Net asset value, beginning of period</b> . . . . .	\$ 38.69	\$ 30.32	\$ 29.36	\$ 34.43
<b>Income (loss) from investment operations:</b>					
Net investment income (loss) (b) . . . . .	0.76	0.65	0.57	0.71	0.74
Net realized and unrealized gain (loss) (c) . . . . .	(12.26)	8.38	1.40	(4.63)	0.71
Total from investment operations . . . . .	(11.50)	9.03	1.97	(3.92)	1.45
Other capital . . . . .	0.00(d)	0.00(d)	0.00(d)	0.00(d)	—
<b>Distributions to shareholders from:</b>					
Net investment income . . . . .	(1.08)	(0.66)	(1.01)	(1.15)	(0.91)
Net realized gains . . . . .	—	—	—	—	(1.01)
Total distributions . . . . .	(1.08)	(0.66)	(1.01)	(1.15)	(1.92)
<b>Net asset value, end of period</b> . . . . .	\$ 26.11	\$ 38.69	\$ 30.32	\$ 29.36	\$ 34.43
<b>Total return (e)</b> . . . . .	(30.36)%	29.91%	6.71%	(11.28)%	4.02%
<b>Ratios and Supplemental Data:</b>					
Net assets, end of period (in 000s) . . . . .	\$600,422	\$827,996	\$694,262	\$786,808	\$871,116
<b>Ratios to average net assets:</b>					
Total expenses . . . . .	0.40%	0.40%	0.40%	0.40%	0.40%
Net investment income (loss) . . . . .	2.25%	1.76%	1.99%	2.35%	2.11%
Portfolio turnover rate (f) . . . . .	13%	16%	21%	15%	29%

- (a) Beginning with the year ended September 30, 2020, the Fund was audited by Ernst & Young LLP. The previous years were audited by another independent registered public accounting firm.
- (b) Per share numbers have been calculated using average shares outstanding, which more appropriately presents the per share data for the year.
- (c) Amounts shown in this caption for a share outstanding may not accord with the change in aggregate gains and losses in securities for the fiscal period because of the timing of sales and repurchases of Fund shares in relation to fluctuating market values for the Fund.
- (d) Amount is less than \$0.005 per share.
- (e) Total return is calculated assuming a purchase of shares at net asset value on the first day and a sale at net asset value on the last day of each period reported. Distributions are assumed, for the purpose of this calculation, to be reinvested at net asset value per share on the respective payment dates of each distribution. Total returns for periods of less than one year are not annualized. Broker commission charges are not included in this calculation.
- (f) Portfolio turnover rate excludes securities received or delivered from in-kind processing of creations or redemptions.

**SPDR INDEX SHARES FUNDS  
FINANCIAL HIGHLIGHTS**

*Selected data for a share outstanding throughout each period*

	<b>SPDR S&amp;P North American Natural Resources ETF</b>				
	<b>Year Ended 9/30/22</b>	<b>Year Ended 9/30/21</b>	<b>Year Ended 9/30/20</b>	<b>Year Ended 9/30/19(a)</b>	<b>Year Ended 9/30/18(a)</b>
<b>Net asset value, beginning of period</b> . . . . .	\$ 39.84	\$ 28.49	\$ 31.37	\$ 34.28	\$ 33.67
<b>Income (loss) from investment operations:</b>					
Net investment income (loss) (b) . . . . .	1.40	1.00	0.74	0.67	0.54
Net realized and unrealized gain (loss) (c) . . . . .	7.75	11.42	(2.85)	(2.95)	0.72
Total from investment operations . . . . .	9.15	12.42	(2.11)	(2.28)	1.26
Net equalization credits and charges (b) . . . . .	0.01	(0.07)	(0.03)	0.01	(0.00)(d)
<b>Distributions to shareholders from:</b>					
Net investment income . . . . .	(1.21)	(1.00)	(0.74)	(0.64)	(0.50)
Net realized gains . . . . .	—	—	—	—	(0.15)
Total distributions . . . . .	(1.21)	(1.00)	(0.74)	(0.64)	(0.65)
<b>Net asset value, end of period</b> . . . . .	<b>\$ 47.79</b>	<b>\$ 39.84</b>	<b>\$ 28.49</b>	<b>\$ 31.37</b>	<b>\$ 34.28</b>
<b>Total return (e)</b> . . . . .	22.91%	43.64%	(7.09)%	(6.50)%	3.67%
<b>Ratios and Supplemental Data:</b>					
Net assets, end of period (in 000s) . . . . .	\$522,106	\$468,164	\$416,018	\$717,554	\$714,707
<b>Ratios to average net assets:</b>					
Total expenses . . . . .	0.35%	0.35%	0.35%	0.35%	0.35%
Net investment income (loss) . . . . .	2.80%	2.68%	2.47%	2.11%	1.57%
Portfolio turnover rate (f) . . . . .	33%	35%	22%	19%	20%

- (a) Beginning with the year ended September 30, 2020, the Fund was audited by Ernst & Young LLP. The previous years were audited by another independent registered public accounting firm.
- (b) Per share numbers have been calculated using average shares outstanding, which more appropriately presents the per share data for the year.
- (c) Amounts shown in this caption for a share outstanding may not accord with the change in aggregate gains and losses in securities for the fiscal period because of the timing of sales and repurchases of Fund shares in relation to fluctuating market values for the Fund.
- (d) Amount is less than \$0.005 per share.
- (e) Total return is calculated assuming a purchase of shares at net asset value on the first day and a sale at net asset value on the last day of each period reported. Distributions are assumed, for the purpose of this calculation, to be reinvested at net asset value per share on the respective payment dates of each distribution. Total returns for periods of less than one year are not annualized. Broker commission charges are not included in this calculation.
- (f) Portfolio turnover rate excludes securities received or delivered from in-kind processing of creations or redemptions.





## WHERE TO LEARN MORE ABOUT THE FUNDS

This Prospectus does not contain all the information included in the Registration Statement filed with the SEC with respect to Fund Shares. An SAI and the annual and semi-annual reports to shareholders, each of which has been or will be filed with the SEC, provide more information about the Funds. The Prospectus and SAI may be supplemented from time to time. In the annual report, you will find a discussion of the market conditions and investment strategies that significantly affected each Fund's performance during the Fund's last fiscal year, as applicable. The SAI is incorporated herein by reference (*i.e.*, it is legally part of this Prospectus). These materials may be obtained without charge, upon request, by writing to the Distributor, State Street Global Advisors Funds Distributors, LLC, One Iron Street, Boston, Massachusetts 02210, by visiting the Funds' website at <https://www.ssga.com/spdrs> or by calling the following number:

**Investor Information: 1-866-787-2257**

The Registration Statement, including this Prospectus, the SAI, and the exhibits as well as any shareholder reports may be reviewed on the EDGAR Database on the SEC's website (<http://www.sec.gov>). You may also obtain copies of this and other information, after paying a duplicating fee, by electronic request at the following E-mail address: [publicinfo@sec.gov](mailto:publicinfo@sec.gov).

Shareholder inquiries may be directed to the Funds in writing to State Street Global Advisors Funds Distributors, LLC, One Iron Street, Boston, Massachusetts 02210, or by calling the Investor Information number listed above.

**No person has been authorized to give any information or to make any representations other than those contained in this Prospectus in connection with the offer of Fund Shares, and, if given or made, the information or representations must not be relied upon as having been authorized by the Trust or the Funds. Neither the delivery of this Prospectus nor any sale of Fund Shares shall under any circumstance imply that the information contained herein is correct as of any date after the date of this Prospectus.**

**Dealers effecting transactions in Fund Shares, whether or not participating in this distribution, are generally required to deliver a Prospectus. This is in addition to any obligation of dealers to deliver a Prospectus when acting as underwriters.**

SPDRISFDPRO

The Trust's Investment Company Act Number is 811-21145