

# Raiffeisen Sustainable Mix

(Original German name: Raiffeisen-Nachhaltigkeit-Mix)

## **annual fund report**

financial year Oct 1, 2022 – Sep 30, 2023

**Note:**

The audit opinion issued by KPMG Austria GmbH only applies for the full German-language version.

## Table of contents

General fund information .....	3
Fund characteristics.....	3
Legal notice .....	4
Fund details.....	5
Units in circulation .....	6
Development of the fund assets and income statement .....	7
Performance in financial year (fund performance) .....	7
Development of fund assets in EUR .....	9
Fund result in EUR .....	10
A. Realized fund result .....	10
B. Unrealized closing price .....	10
C. Income adjustment.....	11
Capital market report .....	12
Fund investment policy report .....	13
Makeup of fund assets in EUR .....	15
Portfolio of investments in EUR as of Sep 29, 2023.....	17
Calculation method for overall risk .....	44
Remuneration paid to the employees of Raiffeisen Kapitalanlage-Gesellschaft m.b.H. in EUR (financial year 2022 of Raiffeisen Kapitalanlage-Gesellschaft m.b.H.) .....	45
Audit opinion .....	48
Tax treatment .....	51
Fund regulations .....	52
Enviromental and/or social characteristics.....	58
Appendix .....	65

# Report for the financial year from Oct 1, 2022 to Sep 30, 2023

## General fund information

ISIN	Tranche	Income class	Currency	Launch date
AT0000A1G2L0	Raiffeisen Sustainable Mix (I) A	income-distributing	EUR	Oct 1, 2015
AT0000A2E091	Raiffeisen Sustainable Mix (S) A	income-distributing	EUR	Apr 1, 2020
AT0000859517	Raiffeisen Sustainable Mix (R) A	income-distributing	EUR	Aug 25, 1986
AT0000A1TWK1	Raiffeisen Sustainable Mix (RZ) A	income-distributing	EUR	Apr 3, 2017
AT0000A2SL08	Raiffeisen Sustainable Mix (RD) A	income-distributing	EUR	Sep 1, 2021
AT0000805361	Raiffeisen Sustainable Mix (R) T	income-retaining	EUR	Mar 26, 1999
AT0000A1TWJ3	Raiffeisen Sustainable Mix (RZ) T	income-retaining	EUR	Apr 3, 2017
AT0000A1VG68	Raiffeisen Sustainable Mix (I) VTA	full income-retaining (outside Austria)	EUR	May 2, 2017
AT0000785381	Raiffeisen Sustainable Mix (R) VTA	full income-retaining (outside Austria)	EUR	May 26, 1999
AT0000A1TWL9	Raiffeisen Sustainable Mix (RZ) VTA	full income-retaining (outside Austria)	EUR	Apr 3, 2017
AT0000A2SL16	Raiffeisen Sustainable Mix (RD) VTA	full income-retaining (outside Austria)	EUR	Sep 1, 2021

## Fund characteristics

Fund currency	EUR
Financial year	Oct 1 – Sep 30
Distribution/payment/reinvestment date	Dec 15
Type of fund	Investment fund pursuant to § 2 of the Austrian Investment Fund Act, InvFG (UCITS)
Effective management fee for the fund	I-Tranche (EUR): 0.625 % S-Tranche (EUR): 1.750 % R-Tranche (EUR): 1.250 % RZ-Tranche (EUR): 0.625 % RD-Tranche (EUR): 1.250 %
Custodian bank	Raiffeisen Bank International AG
Management company	Raiffeisen Kapitalanlage-Gesellschaft m.b.H. Mooslackengasse 12, A-1190 Vienna Tel. +43 1 71170-0 Fax +43 1 71170-761092 www.rcm.at Companies register number: 83517 w
Fund management	Raiffeisen Kapitalanlage-Gesellschaft m.b.H.
Auditor	KPMG Austria GmbH

The fund is actively managed without reference to a benchmark.

### Legal notice

The software used performs calculations on the basis of more than the two decimal places displayed. Minor discrepancies cannot be ruled out due to further calculations using published results.

The value of a unit is calculated by dividing the entire value of the investment fund inclusive of its income by the number of units. The total value of the investment fund is calculated on the basis of the current market prices of the securities, money market instruments and subscription rights in the fund plus the value of the fund's financial investments, cash holdings, credit balances, receivables and other rights net of its payables. That value will be calculated by the custodian bank.

The net assets are calculated in accordance with the following principles:

- a) The value of assets quoted or traded on a stock exchange or other regulated market shall be determined, in principle, on the basis of the most recently available price.
- b) Where an asset is not quoted or traded on a stock market or another regulated market or where the price for an asset quoted or traded on a stock market or another regulated market does not appropriately reflect its actual market value, the prices provided by reliable data providers or, alternatively, market prices for equivalent securities or other recognized market valuation methods shall be used.

Dear unitholder,

Raiffeisen Kapitalanlage-Gesellschaft m.b.H. is pleased to present its annual fund report for Raiffeisen Sustainable Mix for the financial year from Oct 1, 2022 to Sep 30, 2023. The accounting is based on the price calculation as of Sep 29, 2023.

## Fund details

	Sep 30, 2021	Sep 30, 2022	Sep 30, 2023
Total fund assets in EUR	4,760,185,104.61	4,919,319,648.79	5,096,019,166.26
Net asset value/distributing units (I) (AT0000A1G2L0) in EUR	108.14	94.05	96.41
Issue price/distributing units (I) (AT0000A1G2L0) in EUR	108.14	94.05	96.41
Net asset value/distributing units (S) (AT0000A2E091) in EUR	121.95	104.89	106.32
Issue price/distributing units (S) (AT0000A2E091) in EUR	121.95	104.89	106.32
Net asset value/distributing units (R) (AT0000859517) in EUR	103.20	89.20	90.87
Issue price/distributing units (R) (AT0000859517) in EUR	103.20	89.20	90.87
Net asset value/distributing units (RZ) (AT0000A1TWK1) in EUR	129.68	112.78	115.61
Issue price/distributing units (RZ) (AT0000A1TWK1) in EUR	129.68	112.78	115.61
Net asset value/distributing units (RD) (AT0000A2SL08) in EUR	98.27	85.67	87.23
Issue price/distributing units (RD) (AT0000A2SL08) in EUR	101.22	88.24	89.85
Net asset value/reinvested units (R) (AT0000805361) in EUR	134.54	117.41	120.69
Issue price/reinvested units (R) (AT0000805361) in EUR	134.54	117.41	120.69
Net asset value/reinvested units (RZ) (AT0000A1TWJ3) in EUR	132.95	116.58	120.41
Issue price/reinvested units (RZ) (AT0000A1TWJ3) in EUR	132.95	116.58	120.41
Net asset value/fully reinvested units (I) (AT0000A1VG68) in EUR	112.46	98.77	102.22
Issue price/fully reinvested units (I) (AT0000A1VG68) in EUR	112.46	98.77	102.22
Net asset value/fully reinvested units (R) (AT0000785381) in EUR	146.09	127.49	131.13
Issue price/fully reinvested units (R) (AT0000785381) in EUR	146.09	127.49	131.13
Net asset value/fully reinvested units (RZ) (AT0000A1TWL9) in EUR	133.95	117.64	121.75
Issue price/fully reinvested units (RZ) (AT0000A1TWL9) in EUR	133.95	117.64	121.75
Net asset value/fully reinvested units (RD) (AT0000A2SL16) in EUR	98.27	85.76	88.20
Issue price/fully reinvested units (RD) (AT0000A2SL16) in EUR	101.22	88.33	90.85

	Dec 15, 2022	Dec 15, 2023
Distribution/unit (I) (A) EUR	0.9400	0.9600
Distribution/unit (S) (A) EUR	1.0500	1.0600
Distribution/unit (R) (A) EUR	0.8900	0.9100
Distribution/unit (RZ) (A) EUR	1.1300	1.1600
Distribution/unit (RD) (A) EUR	0.9000	0.8700
Outpayment /unit (R) (T) EUR	0.0725	0.0000
Outpayment/unit (RZ) (T) EUR	0.2482	0.0000
Reinvestment/unit (R) (T) EUR	0.2403	0.0000
Reinvestment/unit (RZ) (T) EUR	0.8644	0.0000

Reinvestment/unit (I) (VTA) EUR	0.9427	0.0000
Reinvestment/unit (R) (VTA) EUR	0.3394	0.0000
Reinvestment/unit (RZ) (VTA) EUR	1.1226	0.0000
Reinvestment/unit (RD) (VTA) EUR	0.2360	0.0000

## Units in circulation

	Units in circulation on Sep 30, 2022	Sales	Repurchases	Units in circulation on Sep 30, 2023
AT0000A1G2L0 (I) A	917,559.886	111,912.311	-44,730.057	984,742.140
AT0000A2E091 (S) A	214,252.029	28,117.210	-18,093.907	224,275.332
AT0000859517 (R) A	3,027,338.119	227,643.711	-305,669.320	2,949,312.510
AT0000A1TWK1 (RZ) A	715,415.241	46,878.450	-44,222.617	718,071.074
AT0000A2SL08 (RD) A	18,837.343	13,177.141	-1,155.806	30,858.678
AT0000805361 (R) T	9,320,015.826	1,813,294.308	-674,591.459	10,458,718.675
AT0000A1TWJ3 (RZ) T	4,213,318.298	675,036.257	-268,701.650	4,619,652.905
AT0000A1VG68 (I) VTA	1,071,238.477	681,005.277	-76,122.953	1,676,120.801
AT0000785381 (R) VTA	20,615,129.233	1,940,375.047	-3,456,746.613	19,098,757.667
AT0000A1TWL9 (RZ) VTA	1,176,041.238	48,182.865	-165,510.096	1,058,714.007
AT0000A2SL16 (RD) VTA	1,211.000	474.000	-88.000	1,597.000
<b>Total units in circulation</b>				<b>41,820,820.789</b>

## Development of the fund assets and income statement

### Performance in financial year (fund performance)

<b>Distributing units (I) (AT0000A1G2L0)</b>	
Net asset value per unit at start of financial year in EUR	94.05
Distribution on Dec 15, 2022 (net asset value: EUR 97.69) of EUR 0.9400, corresponds to 0.009622 units	
Net asset value per unit at end of financial year in EUR	96.41
Total value incl. units purchased through distribution (1.009622 x 96.41)	97.34
Net income/net reduction per unit	3.29
<b>Performance of one unit during the financial year in %</b>	<b>3.50</b>
<b>Distributing units (S) (AT0000A2E091)</b>	
Net asset value per unit at start of financial year in EUR	104.89
Distribution on Dec 15, 2022 (net asset value: EUR 108.70) of EUR 1.0500, corresponds to 0.009660 units	
Net asset value per unit at end of financial year in EUR	106.32
Total value incl. units purchased through distribution (1.009660 x 106.32)	107.35
Net income/net reduction per unit	2.46
<b>Performance of one unit during the financial year in %</b>	<b>2.34</b>
<b>Distributing units (R) (AT0000859517)</b>	
Net asset value per unit at start of financial year in EUR	89.20
Distribution on Dec 15, 2022 (net asset value: EUR 92.53) of EUR 0.8900, corresponds to 0.009619 units	
Net asset value per unit at end of financial year in EUR	90.87
Total value incl. units purchased through distribution (1.009619 x 90.87)	91.74
Net income/net reduction per unit	2.54
<b>Performance of one unit during the financial year in %</b>	<b>2.85</b>
<b>Distributing units (RZ) (AT0000A1TWK1)</b>	
Net asset value per unit at start of financial year in EUR	112.78
Distribution on Dec 15, 2022 (net asset value: EUR 117.14) of EUR 1.1300, corresponds to 0.009647 units	
Net asset value per unit at end of financial year in EUR	115.61
Total value incl. units purchased through distribution (1.009647 x 115.61)	116.73
Net income/net reduction per unit	3.95
<b>Performance of one unit during the financial year in %</b>	<b>3.50</b>

<b>Distributing units (RD) (AT0000A2SL08)</b>	
Net asset value per unit at start of financial year in EUR	85.67
Distribution on Dec 15, 2022 (net asset value: EUR 88.83) of EUR 0.9000, corresponds to 0.010132 units	
Net asset value per unit at end of financial year in EUR	87.23
Total value incl. units purchased through distribution (1.010132 x 87.23)	88.11
Net income/net reduction per unit	2.44
<b>Performance of one unit during the financial year in %</b>	<b>2.85</b>
<b>Reinvested units (R) (AT0000805361)</b>	
Net asset value per unit at start of financial year in EUR	117.41
Outpayment on Dec 15, 2022 (net asset value: EUR 122.90) of EUR 0.0725, corresponds to 0.000590 units	
Net asset value per unit at end of financial year in EUR	120.69
Total value incl. units purchased through outpayment (1.000590 x 120.69)	120.76
Net income/net reduction per unit	3.35
<b>Performance of one unit during the financial year in %</b>	<b>2.85</b>
<b>Reinvested units (RZ) (AT0000A1TWJ3)</b>	
Net asset value per unit at start of financial year in EUR	116.58
Outpayment on Dec 15, 2022 (net asset value: EUR 122.01) of EUR 0.2482, corresponds to 0.002034 units	
Net asset value per unit at end of financial year in EUR	120.41
Total value incl. units purchased through outpayment (1.002034 x 120.41)	120.65
Net income/net reduction per unit	4.07
<b>Performance of one unit during the financial year in %</b>	<b>3.50</b>
<b>Fully reinvested units (I) (AT0000A1VG68)</b>	
Net asset value per unit at start of financial year in EUR	98.77
Net asset value per unit at end of financial year in EUR	102.22
Net income/net reduction per unit	3.45
<b>Performance of one unit during the financial year in %</b>	<b>3.49</b>
<b>Fully reinvested units (R) (AT0000785381)</b>	
Net asset value per unit at start of financial year in EUR	127.49
Net asset value per unit at end of financial year in EUR	131.13
Net income/net reduction per unit	3.64
<b>Performance of one unit during the financial year in %</b>	<b>2.86</b>



<b>Fully reinvested units (RZ) (AT0000A1TWL9)</b>	
Net asset value per unit at start of financial year in EUR	117.64
Net asset value per unit at end of financial year in EUR	121.75
Net income/net reduction per unit	4.11
<b>Performance of one unit during the financial year in %</b>	<b>3.49</b>
<b>Fully reinvested units (RD) (AT0000A2SL16)</b>	
Net asset value per unit at start of financial year in EUR	85.76
Net asset value per unit at end of financial year in EUR	88.20
Net income/net reduction per unit	2.44
<b>Performance of one unit during the financial year in %</b>	<b>2.85</b>

The performance is calculated assuming wholesale reinvestment of distributed/paid-out amounts at their net asset value on the distribution/payment date.

The Depotbank calculates the unit value separately for each unit certificate class. Discrepancies may arise in the annual performance figures for individual unit certificate classes.

The performance is calculated by Raiffeisen KAG on the basis of published fund prices, using the method developed by OeKB (Österreichische Kontrollbank AG). Individual costs such as transaction fees, the subscription fee, the redemption fee, the custody charges of the investor and taxes are not included in the performance calculation. If included, these would lead to a lower performance. Past performance is not a reliable indicator of future performance. Markets could develop very differently in the future. Based on the illustration, you can assess how the fund was managed in the past.

### Development of fund assets in EUR

<b>Fund assets on Sep 30, 2022 (41,290,356.690 units)</b>	<b>4,919,319,648.79</b>
Distribution on Dec 15, 2022 (EUR 0.9400 x 931,322.203 distributing units (I) (AT0000A1G2L0))	-875,442.87
Distribution on Dec 15, 2022 (EUR 1.0500 x 217,701.681 distributing units (S) (AT0000A2E091))	-228,586.77
Distribution on Dec 15, 2022 (EUR 0.8900 x 3,042,560.628 distributing units (R) (AT0000859517))	-2,707,878.96
Distribution on Dec 15, 2022 (EUR 1.1300 x 719,909.739 distributing units (RZ) (AT0000A1TWK1))	-813,498.01
Distribution on Dec 15, 2022 (EUR 0.9000 x 24,080.280 distributing units (RD) (AT0000A2SL08))	-21,672.25
Outpayment on Dec 15, 2022 (EUR 0.0725 x 9,682,011.579 reinvested units (R) (AT0000805361))	-701,945.84
Outpayment on Dec 15, 2022 (EUR 0.2482 x 4,334,026.655 reinvested units (RZ) (AT0000A1TWJ3))	-1,075,705.42
Issuance of units	677,913,640.22
Redemption of units	-641,639,294.17
Pro rata income adjustment	-433,333.86
<b>Overall fund result</b>	<b>35,841,012.19</b>
<b>Fund assets on Sep 30, 2023 (41,820,820.789 units)</b>	<b>5,096,019,166.26</b>

## Fund result in EUR

### A. Realized fund result

<b>Ordinary fund result</b>	
<b>Income (excl. closing price)</b>	
Interest income	40,473,542.30
Income from securities lending transactions	552,068.40
Dividend income (incl. dividend equivalent)	41,143,861.28
Austrian dividend income	403,871.40
	<b>82,573,343.38</b>
<b>Expenses</b>	
Management fees	-58,525,148.53
Custodian bank fees / Custodian's fees	-4,138,187.49
Auditing costs	-65,696.00
Expenses for tax advice / tax representation	-5,074.72
Custody charge	-1,796,397.13
Publicity costs, regulatory fees	-37,440.66
Costs associated with foreign sales	-935,937.17
Cost of advisers and other service providers	-157,816.17
Research expenses	-154,624.46
Sustainability research / associated with engagement process	-170,997.60
	<b>-65,987,319.93</b>
<b>Ordinary fund result (excl. income adjustment)</b>	<b>16,586,023.45</b>
<b>Realized closing price</b>	
Profits realized from securities	58,589,105.30
Profits realized from derivative instruments	28,713,373.60
Losses realized from securities	-137,554,766.39
Losses realized from derivative instruments	-11,067,446.15
<b>Realized closing price (excl. income adjustment)</b>	<b>-61,319,733.64</b>
<b>Realized fund result (excl. income adjustment)</b>	<b>-44,733,710.19</b>

### B. Unrealized closing price

<b>Change in unrealized closing price</b>	191,542,430.35
<b>Change in dividends receivable</b>	41,181.38
	<b>191,583,611.73</b>

C. Income adjustment

Income adjustment for income during financial year	433,333.86	
		<b>433,333.86</b>
<b>Overall fund result</b>		<b>147,283,235.40</b>

The result for the past financial year includes explicitly reported transaction costs (incl. external transaction-related costs, see item 15a "Transaction costs" in section II of the prospectus) in the amount of 1,024,582.20 EUR.

## Capital market report

After a very difficult 2022 for almost all assets, market segments and regions, equity markets have recovered significantly over the past three quarters. The price upswing was particularly strong in Europe and Japan. Many European equity indices are now trading well above the levels they reached before the Russian attack on Ukraine; some even climbed briefly to new record highs. In the emerging equity markets, the picture is very mixed, with in some cases strong price gains; in others, however, prices have stagnated or even fallen. Chinese shares in particular have again underperformed this year and thus dampened the performance of the global emerging market indices.

In 2022, inflation rates in many countries shot up to levels not seen for decades. This and the marked change in the monetary policy of many central banks caused bond yields to rise rapidly and bond prices to fall sharply in almost all market segments last year. The European Central Bank (ECB) also switched to a restrictive monetary policy and accelerated interest rate hikes. These rate hike cycles seem to be close to their end in most developed markets. Nevertheless, yields have recently risen again in the USA and Europe. But these were no longer driven by rising inflation expectations. Rather, market participants are bracing themselves for the prospect of bond yields and key interest rates remaining at higher levels for longer than originally thought. Fluctuations in the bond markets therefore remain elevated. However, most market segments still show slight gains compared to the beginning of the year, with riskier bond classes performing best so far (especially corporate bonds with lower credit ratings). The massive bond purchases by the major central banks have been a key support for government and corporate bonds in recent years. With the notable exception of Japan this support has since disappeared and has even turned into the opposite in most cases.

Commodities were initially on a strong upswing in 2022, but most of them dropped as the year progressed. In 2023, prices for oil and natural gas as well as for many industrial metals initially continued to decline. In the last few months, however, a significant increase in the price of oil and gas could be observed again. Precious metals are slightly in the red compared to the turn of the year. This is remarkable because real yields (nominal yields minus inflation) in the USA have risen significantly in this period, which usually led to strongly falling gold prices in the past. Among the major currencies, the Japanese yen and the Chinese yuan stand out this year with significant exchange rate losses. The US dollar, on the other hand, has recovered its interim declines against the euro and is now even in positive territory.

Faced with rising inflation rates, many central banks raised interest rates, some very aggressively. The US Federal Reserve (Fed) is among those. In addition to steep interest rate hikes, the Fed ended its bond purchases and began to reduce its bond holdings. In view of the huge mountains of debt in the financial systems, however, the central banks on the whole have much less leeway for interest rate hikes than before. It is also unclear what they will do if the economy weakens more than anticipated and at the same time inflation rates remain too high or become too high again.

The distortions caused by the pandemic and lockdowns have been resolved almost everywhere by now. But global economic relations and production chains are being shaken anew by escalating geopolitical confrontations. It is already becoming apparent that this is likely to cause lasting and serious upheavals in supply chains and global economic relationships and it might significantly change the competitive landscape for entire industries and regions. On top of this, there are the long-term challenges posed by climate change, demographics and high public debt in many countries. The financial market environment remains very challenging and is likely to experience major price fluctuations in almost all asset classes for the foreseeable future.

## Fund investment policy report

### Equities segment

The fund continues to invest in equities and bonds of issuers which focus on sustainability and have above-average ratings in terms of social and environmental criteria. In addition to a favorable sustainability assessment, the selected issuers must also have attractive financial valuations.

The fund overall was able to achieve a positive result in the reporting period.

The fund's equities segment remains broadly diversified and invests in companies which operate in developed markets in a particularly responsible and sustainable manner. Investments continue to focus on Europe and North America, while Japan plays a relatively minor role.

At the beginning of the reporting period, stock markets were still marked by rising inflation and the resulting restrictive policies of the central banks. Some market participants meanwhile expected a respite or an early end to the cycle of interest rate hikes. This environment allowed the stock markets to recover and post significant gains. It was only towards the end of Q1 that the bankruptcy of a US regional bank and the forced takeover of Credit Suisse by UBS brought greater uncertainty to the stock markets.

This short-lived banking crisis resolved itself relatively quickly, however. In Q2, the subject of Artificial Intelligence and examples of its possible use shifted into the focus of the stock markets. Potential winners reacted with strong price gains. Stocks rallied from May 2023 onwards, driven by just a handful of tech companies.

Little changed in the overall picture at the start of Q3. The IT mega caps, or "Magnificent Seven", started off with further gains. In early August, however, prices corrected initially before the stock markets were able to recover somewhat at the end of the month. Due to the ongoing robust situation on the labor market and to persistent inflation, hopes of interest rate cuts for next year were pushed further into the future. As a result, stock markets came under pressure again in the second half of September. In this environment, the equities segment generally delivered a significantly positive performance. Most invested sectors made positive performance contributions, with IT, finance and industry leading the way. The sectors raw materials & supplies and utilities were at the other end of the scale.

At the individual stock level, securities such as the US semiconductor manufacturer AMD and the pharmaceutical company Novo Nordisk delivered particularly positive performances. Tomra, a company specializing in collection and sorting solutions, Hain Celestial, a producer of natural and organic foods, and Keysight Technologies, a leading company in the field of measurement technology, occupied the opposite end of the performance scale.

New additions to the fund during the reporting period were Essential Utilities, AMD, Darling Ingredients, Catalent, Arista Networks, Linde, Enphase Energie and SolarEdge Technologies. On the other hand, Hanesbrands, MillerKnoll and Johnson Matthey were sold.

The fund's activities in its equities segment were shaped by profit-taking, measures to optimize risk/reward perspectives and not least by changes to the sustainability assessment for individual securities.

### Euro bonds segment

Accounting for an average of around 40 % of the overall fund, the EUR-denominated sustainable bonds that had been added to Raiffeisen Sustainable Mix followed a calmer and more positive development in the reporting period after the extreme volatility seen in 2022. While the yields of government bonds in the European core zone continued their upward trend, all relevant spread markets, for instance swap-correlated products or corporates, remained on the friendly side, with some of them recording a significant narrowing of yields compared to German government bonds. This was due on the one hand to the technical condition of the market, which was dominated by lower new issue activity and low investment quotas on the part of investors, as well as a cocktail of better-than-expected company assessments, hopes

of an end to the string of interest rate hikes, and a gradual flattening of inflation curves. However, the core inflation – which was still on the rise initially – remained a major concern, creating difficulties specifically for central banks. Overall, this translated into a positive development for the segment. Although government bonds continued to feel the impact of rising yields, the partial hedging of the duration by means of interest rate futures somewhat mitigated this effect. The corporates in the segment, on the other hand, made a positive contribution. Raising the fund's corporates quota (both financials and non-financials) to just over 54 % thus turned out to be a good decision. Although the segment was not invested in any Credit Suisse securities in 2023, the approx. 20 % holding in financial corporates nevertheless caused volatility. Aside from corporates, swap-correlated instruments also made a substantial positive contribution to the result, especially in comparison to government bonds in the European core zone.

Based on our opinion that yields on government bonds would rise, with a duration of up to 0.6 years, the bond component was below our strategic duration of 4.8 years, thus mitigating the negative effect of rising government bond yields. Throughout March 2023, the duration was steadily raised and stands at the end of the reporting period at just above 5 years, reflecting our assessment that large parts of the interest rate hikes have already been priced in.

### **Global bonds segment**

Accounting for an average of around 10 % of the overall fund, the sustainable USD-denominated bonds that had been added to Raiffeisen Sustainable Mix moved sideways at first with high fluctuations, before taking a considerable downwards turn at the end of the reporting period. This was primarily due to uncertainty surrounding high inflation figures in the USA, good economic development that exceeded expectations, a higher supply of US government bonds, and the steep rise in key interest rates. During the reporting period, the FED raised key interest rates by 225 basis points, although, at the end of the reporting period, the market expected the hike cycle to be over soon and anticipated the first interest rate cuts during the course of 2024. As a result, the yield curve remained inverted over the entire reporting period, with yields on short-term bonds exceeding those on long-term bonds. The USD bonds consisted of bonds issued by supranational organizations and agency issuers, mortgage bonds, bank bonds and corporate bonds. The yield differentials between these non-government bonds and US government bonds declined in the course of the reporting period, in some cases significantly. Throughout the period, bonds were purchased on both the primary and the secondary market. The interest rate risk in the portfolio fluctuated between approximately 3.5 and 4.2 years during the reporting period. During the period, the US dollar dropped against the Euro, losing around 7 %. The global bond segment thus recorded a clearly negative overall performance of approx. –6 % in euro in the reporting period. Securities lending transactions were entered into in order to benefit from additional income.

Securities lending transactions were entered into in order to generate additional income.

### **Transparency of the attainment of the environmental and social characteristics (Article 8 in conjunction with Article 11 of Regulation [EU] 2019/2088 / Disclosure Regulation)**

For information about the attainment of the environmental and social characteristics, please refer to the annex "Environmental and/or Social Characteristics" to this annual report .

## Makeup of fund assets in EUR

Any discrepancies in terms of the market value or the share of the fund assets result from rounding-off.

**UCITS** refers to units in an undertaking for collective investment in transferable securities

**§ 166 InvFG** refers to units in investment funds in the form of “other portfolios of assets”

**§ 166 (1) item 2 InvFG** refers to units in special funds

**§ 166 (1) item 3 InvFG** refers to units in undertakings for collective investment in transferable securities pursuant to § 166 (1) item 3 InvFG  
(such as alternative investments/hedge funds)

**§ 166 (1) item 4 InvFG** refers to units in real estate funds

Type of security	OGAW/§ 166	Currency	Market value in EUR	Share of fund assets
Equities		CAD	69,090,419.56	1.36 %
Equities		CHF	118,408,258.42	2.32 %
Equities		DKK	117,248,014.86	2.30 %
Equities		EUR	444,245,816.18	8.72 %
Equities		GBP	114,209,172.33	2.24 %
Equities		JPY	188,195,528.46	3.69 %
Equities		NOK	21,720,475.23	0.43 %
Equities		SEK	21,631,416.97	0.42 %
Equities		USD	1,436,547,086.55	28.19 %
<b>Total Equities</b>			<b>2,531,296,188.56</b>	<b>49.67 %</b>
Fixed bonds		EUR	1,930,444,712.36	37.88 %
Fixed bonds		USD	565,647,286.37	11.10 %
<b>Total Fixed bonds</b>			<b>2,496,091,998.73</b>	<b>48.98 %</b>
Floater		EUR	15,425,414.21	0.30 %
<b>Total Floater</b>			<b>15,425,414.21</b>	<b>0.30 %</b>
<b>Total securities</b>			<b>5,042,813,601.50</b>	<b>98.96 %</b>
<b>Derivative products</b>				
Valuation of financial futures			137,479.24	0.00 %
<b>Total derivative products</b>			<b>137,479.24</b>	<b>0.00 %</b>
<b>Bank balances/liabilities</b>				
Bank balances/liabilities in fund currency			36,568,047.29	0.72 %
Bank balances/liabilities in foreign currency			2,147,783.96	0.04 %
<b>Total bank balances/liabilities</b>			<b>38,715,831.25</b>	<b>0.76 %</b>

Type of security	OGAW/§ 166	Currency	Market value in EUR	Share of fund assets
<b>Accruals and deferrals</b>				
Interest claims (on securities and bank balances)			17,347,845.48	0.34 %
Dividends receivable			3,381,947.28	0.07 %
<b>Total accruals and deferrals</b>			<b>20,729,792.76</b>	<b>0.41 %</b>
<b>Other items</b>				
Various fees			-6,377,538.49	-0.13 %
<b>Total other items</b>			<b>-6,377,538.49</b>	<b>-0.13 %</b>
<b>Total fund assets</b>			<b>5,096,019,166.26</b>	<b>100.00 %</b>



## Portfolio of investments in EUR as of Sep 29, 2023

Dates indicated for securities refer to the issue and redemption dates. An issuer's right of premature redemption (where applicable) is not specified.

The securities marked with a "Y" have an open-ended maturity (is perpetual). The price for forward exchange transactions is indicated in the relevant counter currency for the currency in question.

Any discrepancies in terms of the market value or the share of the fund assets result from rounding-off.

**UCITS** refers to units in an undertaking for collective investment in transferable securities

**§ 166 InvFG** refers to units in investment funds in the form of "other portfolios of assets"

**§ 166 (1) item 2 InvFG** refers to units in special funds

**§ 166 (1) item 3 InvFG** refers to units in undertakings for collective investment in transferable securities pursuant to § 166 (1) item 3 InvFG (such as alternative investments/hedge funds)

**§ 166 (1) item 4 InvFG** refers to units in real estate funds

Type of security	OGAW/§ 166	ISIN	Security title	Currency	Volume Units/Nom.	Purchases In period under review Units/Nom.	Sales Units/Nom.	Pool-/ILB Factor	Price	Market value in EUR	Share of fund assets
Equities		CA0636711016	BANK OF MONTREAL BMO	CAD	347,349				114.680000	27,939,947.62	0.55 %
Equities		CA0641491075	BANK OF NOVA SCOTIA BNS	CAD	541,420				62.000000	23,544,953.36	0.46 %
Equities		CA3759161035	GILDAN ACTIVEWEAR INC GIL	CAD	670,411				37.440000	17,605,518.58	0.35 %
Equities		CH0030170408	GEBERIT AG-REG GEBN	CHF	60,033				452.700000	28,071,000.46	0.55 %
Equities		CH0012032048	ROCHE HOLDING AG-GENUSSCHEIN ROG	CHF	111,115				249.700000	28,658,178.48	0.56 %
Equities		CH1256740924	SGS SA-REG SGSN	CHF	279,550	279,550			75.760000	21,875,440.79	0.43 %
Equities		CH0008742519	SWISSCOM AG-REG SCMN	CHF	71,047				542.400000	39,803,638.69	0.78 %
Equities		DK0060448595	COLOPLAST-B COLOB	DKK	249,620				742.000000	24,835,313.13	0.49 %
Equities		DK0062498333	NOVO NORDISK A/S-B NOVOB	DKK	490,780	490,780			651.500000	42,873,371.01	0.84 %
Equities		DK0060336014	NOVOZYMES A/S-B SHARES NZYMB	DKK	466,383				280.700000	17,553,813.51	0.34 %
Equities		DK0060094928	ORSTED A/S ORSTED	DKK	247,840				382.800000	12,721,247.01	0.25 %
Equities		DK0061539921	VESTAS WIND SYSTEMS A/S VWS	DKK	967,475				148.500000	19,264,270.20	0.38 %
Equities		FR0000120404	ACCOR SA AC	EUR	823,700	200,000	178,390		32.230000	26,547,851.00	0.52 %
Equities		NL0013267909	AKZO NOBEL N.V. AKZA	EUR	396,352	100,000	54,950		67.660000	26,817,176.32	0.53 %
Equities		NL0010273215	ASML HOLDING NV ASML	EUR	60,550				550.800000	33,350,940.00	0.65 %
Equities		FR0000125338	CAPGEMINI SE CAP	EUR	135,510				164.150000	22,243,966.50	0.44 %
Equities		FI0009007884	ELISA OYJ ELISA	EUR	333,670				43.490000	14,511,308.30	0.28 %
Equities		FR0000121667	ESSILORLUXOTTICA EL	EUR	212,901				164.160000	34,949,828.16	0.69 %
Equities		DE0006048432	HENKEL AG & CO KGAA VOR-PREF HEN3	EUR	382,030				67.000000	25,596,010.00	0.50 %
Equities		BE0003565737	KBC GROUP NV KBC	EUR	456,549		87,090		59.780000	27,292,499.22	0.54 %
Equities		NL0000009082	KONINKLIJKE KPN NV KPN	EUR	10,499,900	1,200,000			3.114000	32,696,688.60	0.64 %
Equities		DE0006599905	MERCK KGAA MRK	EUR	203,150		20,950		155.850000	31,660,927.50	0.62 %
Equities		FR001400AJ45	MICHELIN (CGDE) ML	EUR	830,166				29.020000	24,091,417.32	0.47 %
Equities		DE0008430026	MUENCHENER RUECKVER AG-REG MUV2	EUR	96,717		42,350		374.300000	36,201,173.10	0.71 %
Equities		DE0007164600	SAP SE SAP	EUR	356,987				121.480000	43,366,780.76	0.85 %
Equities		FR0000121972	SCHNEIDER ELECTRIC SE SU	EUR	223,491				156.500000	34,976,341.50	0.69 %
Equities		BE0974320526	UMICORE UMI	EUR	826,590				21.810000	18,027,927.90	0.35 %
Equities		AT0000746409	VERBUND AG VER	EUR	154,740				77.000000	11,914,980.00	0.23 %
Equities		GB0030913577	BT GROUP PLC BT/A	GBP	14,366,840	3,000,000			1.159500	19,235,971.11	0.38 %
Equities		GB00B19NLV48	EXPERIAN PLC EXPN	GBP	972,060		164,320		26.700000	29,969,979.21	0.59 %
Equities		GB0004052071	HALMA PLC HLMA	GBP	1,187,450				19.140000	26,244,564.67	0.52 %

financial year Oct 1, 2022 – Sep 30, 2023

**Raiffeisen Sustainable Mix**

Type of security	OGAW/\$ 166	ISIN	Security title	Currency	Volume Units/Nom.	Purchases In period under review Units/Nom.	Sales Under review Units/Nom.	Pool-/ILB Factor	Price	Market value in EUR	Share of fund assets
Equities		GB00B1CRLC47	MONDI PLC MNDI	GBP	704,050				13.645000	11,093,258.95	0.22 %
Equities		GB00BDR05C01	NATIONAL GRID PLC NG/	GBP	2,479,122				9.664000	27,665,398.39	0.54 %
Equities		JP3942400007	ASTELLAS PHARMA INC 4503	JPY	2,020,860				2,089.500000	26,758,097.33	0.53 %
Equities		JP3551500006	DENSO CORP 6902	JPY	1,902,880	1,902,880	475,720		2,504.000000	30,194,118.28	0.59 %
Equities		JP3270000007	KURITA WATER INDUSTRIES LTD 6370	JPY	559,300				5,207.000000	18,454,786.40	0.36 %
Equities		JP3197800000	OMRON CORP 6645	JPY	492,200				6,629.000000	20,675,987.19	0.41 %
Equities		JP3419400001	SEKISUI CHEMICAL CO LTD 4204	JPY	1,759,275				2,175.500000	24,253,222.15	0.48 %
Equities		JP3892100003	SUMITOMO MITSUI TRUST HOLDIN 8309	JPY	536,973		90,500		5,773.000000	19,644,031.98	0.39 %
Equities		JP3351100007	SYSMEX CORP 6869	JPY	526,031				7,125.000000	23,750,504.18	0.47 %
Equities		JP3932000007	YASKAWA ELECTRIC CORP 6506	JPY	717,600				5,380.000000	24,464,780.95	0.48 %
Equities		NO0010715139	SCATEC ASA SCATC	NOK	1,106,420				61.700000	6,106,756.04	0.12 %
Equities		NO0012470089	TOMRA SYSTEMS ASA TOM	NOK	1,449,751				122.900000	15,703,719.19	0.31 %
Equities		SE0009922164	ESSITY AKTIEBOLAG-B ESSITYB	SEK	1,080,380				231.600000	21,631,416.97	0.42 %
Equities		IE00B4BNMY34	ACCENTURE PLC-CL A ACN	USD	165,550	17,400	11,800		300.770000	47,138,571.90	0.93 %
Equities		US0079031078	ADVANCED MICRO DEVICES AMD	USD	385,900	494,900	109,000		102.760000	37,541,497.68	0.74 %
Equities		US00846U1016	AGILENT TECHNOLOGIES INC A	USD	334,330	12,500			112.000000	35,449,171.64	0.70 %
Equities		US0091581068	AIR PRODUCTS & CHEMICALS INC APD	USD	156,722		300		286.870000	42,562,567.58	0.84 %
Equities		US02079K3059	ALPHABET INC-CL A GOOGL	USD	451,780	112,400			132.310000	56,589,048.38	1.11 %
Equities		US03662Q1058	ANSYS INC ANSS	USD	164,100	19,700			297.860000	46,273,621.13	0.91 %
Equities		US0404131064	ARISTA NETWORKS INC ANET	USD	89,100	89,100			184.430000	15,556,861.69	0.31 %
Equities		US00206R1023	AT&T INC T	USD	1,927,238	329,400			15.010000	27,386,010.02	0.54 %
Equities		US0527691069	AUTODESK INC ADSK	USD	160,033				207.890000	31,496,033.67	0.62 %
Equities		US0530151036	AUTOMATIC DATA PROCESSING ADP	USD	130,350				243.310000	30,025,048.28	0.59 %
Equities		US0758871091	BECTON DICKINSON AND CO BDX	USD	129,313				262.740000	32,164,818.35	0.63 %
Equities		US1091941005	BRIGHT HORIZONS FAMILY SOLUT BFAM	USD	285,700	103,600			81.600000	22,070,548.14	0.43 %
Equities		US1344291091	CAMPBELL SOUP CO CPB	USD	468,754		268,300		41.260000	18,309,940.40	0.36 %
Equities		US1488061029	CATALENT INC CTLT	USD	594,300	594,300			45.710000	25,717,554.67	0.50 %
Equities		US17275R1023	CISCO SYSTEMS INC CSCO	USD	752,346		134,100		53.880000	38,375,842.54	0.75 %
Equities		US2372661015	DARLING INGREDIENTS INC DAR	USD	308,900	308,900			52.230000	15,273,925.02	0.30 %
Equities		US2788651006	ECOLAB INC ECL	USD	237,451				169.270000	38,051,056.30	0.75 %
Equities		US29355A1079	ENPHASE ENERGY INC ENPH	USD	114,800	114,800			120.020000	13,043,923.13	0.26 %
Equities		US29670G1022	ESSENTIAL UTILITIES INC WTRG	USD	706,900	706,900			34.040000	22,780,342.71	0.45 %
Equities		US4052171000	HAIN CELESTIAL GROUP INC HAIN	USD	1,094,594				9.950000	10,310,716.94	0.20 %
Equities		US45168D1046	IDEXX LABORATORIES INC IDXX	USD	81,140		5,300		436.980000	33,566,749.22	0.66 %
Equities		US4581401001	INTEL CORP INTC	USD	580,055				35.180000	19,318,692.51	0.38 %
Equities		US4595061015	INTL FLAVORS & FRAGRANCES IFF	USD	334,978	98,000			68.180000	21,621,509.08	0.42 %
Equities		IE00BY7QL619	JOHNSON CONTROLS INTERNATION JCI	USD	749,121	58,000			53.190000	37,721,997.53	0.74 %
Equities		US49338L1035	KEYSIGHT TECHNOLOGIES IN KEYS	USD	218,620				132.640000	27,452,198.05	0.54 %
Equities		IE000S9YS762	LINDE PLC LIN	USD	40,170	40,170			373.490000	14,203,439.65	0.28 %
Equities		US5717481023	MARSH & MCLENNAN COS MMC	USD	203,408				193.400000	37,242,362.21	0.73 %
Equities		US58933Y1055	MERCK & CO. INC. MRK	USD	356,200				104.300000	35,171,504.31	0.69 %
Equities		US5926881054	METTLER-TOLEDO INTERNATIONAL MTD	USD	32,995		3,200		1,118.240000	34,929,782.07	0.69 %
Equities		US5949181045	MICROSOFT CORP MSFT	USD	199,452	32,000			313.640000	59,221,930.59	1.16 %
Equities		US6200763075	MOTOROLA SOLUTIONS INC MSI	USD	184,680				274.190000	47,938,473.16	0.94 %
Equities		US55354G1004	MSCI INC MSCI	USD	74,124				521.500000	36,595,347.91	0.72 %
Equities		US6658591044	NORTHERN TRUST CORP NTRS	USD	314,549				69.210000	20,609,614.97	0.40 %
Equities		NL0009538784	NXP SEMICONDUCTORS NV NXPI	USD	156,850				200.530000	29,776,702.17	0.58 %
Equities		US6907421019	OWENS CORNING OC	USD	271,580		142,700		139.250000	35,801,869.73	0.70 %
Equities		US7427181091	PROCTER & GAMBLE CO/THE PG	USD	225,662				146.340000	31,263,255.78	0.61 %
Equities		US78409V1044	S&P GLOBAL INC SPGI	USD	108,420				368.530000	37,826,396.48	0.74 %

Type of security	OGAW/\$ 166	ISIN	Security title	Currency	Volume Units/Nom.	Purchases In period under review	Sales under review	Pool-/ILB Factor	Price	Market value in EUR	Share of fund assets
Equities		US79466L3024	SALESFORCE INC CRM	USD	284,839	48,800	24,900		203.200000	54,794,362.21	1.08 %
Equities		US83417M1045	SOLAREEDGE TECHNOLOGIES INC SEDG	USD	67,800	67,800			130.740000	8,391,718.26	0.16 %
Equities		US9078181081	UNION PACIFIC CORP UNP	USD	126,627	400	24,000		204.110000	24,468,273.19	0.48 %
Equities		US92345Y1064	VERISK ANALYTICS INC VRSK	USD	193,770				240.540000	44,125,187.73	0.87 %
Equities		US92826C8394	VISA INC-CLASS A SHARES V	USD	190,557				231.660000	41,791,569.27	0.82 %
Equities		US9621661043	WEYERHAEUSER CO WY	USD	877,658				30.510000	25,350,133.09	0.50 %
Equities		US98138H1014	WORKDAY INC-CLASS A WDAY	USD	171,060				211.220000	34,205,522.29	0.67 %
Equities		US98419M1009	XYLEM INC XYL	USD	429,729		55,900		91.050000	37,041,394.92	0.73 %
Fixed bonds		XS2364001078	A2A SPA AEMSPA 0 5/8 07/15/31	EUR	12,600,000				72.973430	9,194,652.18	0.18 %
Fixed bonds		XS2583205906	A2A SPA AEMSPA 4 3/8 02/03/34	EUR	1,280,000	1,280,000			94.218330	1,205,994.62	0.02 %
Fixed bonds		XS2575556589	ABB FINANCE BV ABBNVX 3 3/8 01/16/31	EUR	1,800,000	1,800,000			95.054580	1,710,982.44	0.03 %
Fixed bonds		XS2536941656	ABN AMRO BANK NV ABNANV 4 1/4 02/21/30	EUR	6,400,000	6,400,000			96.809790	6,195,826.56	0.12 %
Fixed bonds		XS2113700921	ACEA SPA ACEIM 0 1/2 04/06/29	EUR	400,000		1,700,000		81.312800	325,251.20	0.01 %
Fixed bonds		XS2292487076	ACEA SPA ACEIM 0 1/4 07/28/30	EUR	1,000,000				75.732800	757,328.00	0.01 %
Fixed bonds		XS1767087866	ACEA SPA ACEIM 1 1/2 06/08/27	EUR	1,000,000				90.569110	905,691.10	0.02 %
Fixed bonds		XS2001278899	ACEA SPA ACEIM 1 3/4 05/23/28	EUR	600,000				89.778890	538,673.34	0.01 %
Fixed bonds		FR0013522141	AEROPORTS DE PARIS SA ADPFP 1 1/2 07/02/32	EUR	3,500,000	2,000,000			80.504700	2,817,664.50	0.06 %
Fixed bonds		FR0013505633	AEROPORTS DE PARIS SA ADPFP 2 3/4 04/02/30	EUR	800,000	800,000			91.872360	734,978.88	0.01 %
Fixed bonds		FR0013365376	AGENCE FRANCAISE DEVELOP AGFRNC 0 1/2 10/31/25	EUR	2,000,000				93.569000	1,871,380.00	0.04 %
Fixed bonds		FR0013190188	AGENCE FRANCAISE DEVELOP AGFRNC 0 1/4 07/21/26	EUR	1,900,000				90.884000	1,726,796.00	0.03 %
Fixed bonds		XS2003442436	AIB GROUP PLC AIB 1 1/4 05/28/24	EUR	1,000,000				98.036000	980,360.00	0.02 %
Fixed bonds		XS2578472339	AIB GROUP PLC AIB 4 5/8 07/23/29	EUR	1,300,000	1,300,000			97.745610	1,270,692.93	0.02 %
Fixed bonds		XS2166122304	AIR PRODUCTS & CHEMICALS APD 0 1/2 05/05/28	EUR	900,000				85.094130	765,847.17	0.02 %
Fixed bonds		XS2595036554	AIR PRODUCTS & CHEMICALS APD 4 03/03/35	EUR	920,000	920,000			95.361530	877,326.08	0.02 %
Fixed bonds		XS2156598281	AKZO NOBEL NV AKZANA 1 5/8 04/14/30	EUR	700,000		2,500,000		83.932480	587,527.36	0.01 %
Fixed bonds		XS2625136531	AKZO NOBEL NV AKZANA 4 05/24/33	EUR	11,100,000	11,100,000			94.521360	10,491,870.96	0.21 %
Fixed bonds		XS1400167133	ALLIANDER NV ALLRNV 0 7/8 04/22/26	EUR	1,600,000				92.787000	1,484,592.00	0.03 %
Fixed bonds		XS1757377400	ALLIANDER NV ALLRNV 1 5/8 PERP	Y EUR	380,000				92.595160	351,861.61	0.01 %
Fixed bonds		XS2531420730	ALLIANDER NV ALLRNV 2 5/8 09/09/27	EUR	1,200,000				95.541190	1,146,494.28	0.02 %
Fixed bonds		XS2635647154	ALLIANDER NV ALLRNV 3 1/4 06/13/28	EUR	1,000,000	1,000,000			96.868200	968,682.00	0.02 %
Fixed bonds		DE000A289FK7	ALLIANZ SE ALVGR 2 5/8 PERP	Y EUR	1,000,000				68.054000	680,540.00	0.01 %
Fixed bonds		DE000A3E5TR0	ALLIANZ SE ALVGR 2.6 PERP	Y EUR	3,400,000				64.930000	2,207,620.00	0.04 %
Fixed bonds		DE000A351U49	ALLIANZ SE ALVGR 5.824 07/25/53	EUR	1,400,000	1,400,000			99.494380	1,392,921.32	0.03 %
Fixed bonds		XS2641794081	ALPERIA SPA ALPERI 5.701 07/05/28	EUR	9,000,000	9,000,000			97.641320	8,787,718.80	0.17 %
Fixed bonds		FR0014001EW8	ALSTOM SA ALOFP 0 01/11/29	EUR	3,800,000				80.132820	3,045,047.16	0.06 %
Fixed bonds		XS2657613720	AMERICAN HONDA FINANCE HND A 3 3/4 10/25/27	EUR	2,550,000	2,550,000			98.189830	2,503,840.67	0.05 %
Fixed bonds		XS2452434645	AMERICAN MEDICAL SYST EU BSX 1 5/8 03/08/31	EUR	3,200,000				82.394020	2,636,608.64	0.05 %
Fixed bonds		XS2452435295	AMERICAN MEDICAL SYST EU BSX 1 7/8 03/08/34	EUR	800,000				77.968970	623,751.76	0.01 %
Fixed bonds		XS2315784715	APA INFRASTRUCTURE LTD APAAU 0 3/4 03/15/29	EUR	8,500,000	5,500,000			80.307980	6,826,178.30	0.13 %
Fixed bonds		FR0014006IV0	APRR SA ARRFP 0 06/19/28	EUR	5,700,000				82.766220	4,717,674.54	0.09 %
Fixed bonds		XS2346972263	ARCELK AS ACKAF 3 05/27/26	EUR	1,000,000				92.442000	924,420.00	0.02 %
Fixed bonds		XS2421195848	AROUNDTOWN SA ARNDTN 0 3/8 04/15/27	EUR	2,200,000		1,800,000		75.659500	1,664,509.00	0.03 %
Fixed bonds		XS2328980979	ASAHI GROUP HOLDINGS LTD ASABRE 0.01 04/19/24	EUR	3,700,000				97.707000	3,615,159.00	0.07 %
Fixed bonds		XS2328981431	ASAHI GROUP HOLDINGS LTD ASABRE 0.336 04/19/27	EUR	4,000,000				87.414330	3,496,573.20	0.07 %
Fixed bonds		XS2678226114	ASSA ABLOY AB ASSABS 3 7/8 09/13/30	EUR	1,300,000	1,300,000			98.473000	1,280,149.00	0.03 %
Fixed bonds		XS2678191904	ASSA ABLOY AB ASSABS 4 1/8 09/13/35	EUR	1,250,000	1,250,000			97.279000	1,215,987.50	0.02 %
Fixed bonds		XS1411404426	ASTRAZENECA PLC AZN 1 1/4 05/12/28	EUR	1,000,000				89.004890	890,048.90	0.02 %
Fixed bonds		XS2180007549	AT&T INC T 1.6 05/19/28	EUR	2,250,000				88.628880	1,994,149.80	0.04 %
Fixed bonds		XS1196380031	AT&T INC T 2.45 03/15/35	EUR	2,700,000				78.289470	2,113,815.69	0.04 %
Fixed bonds		XS1629866432	AT&T INC T 3.15 09/04/36	EUR	2,840,000		2,100,000		81.799720	2,323,112.05	0.05 %



Type of security	OGAW/\$ 166	ISIN	Security title	Currency	Volume Units/Nom.	Purchases In period under review	Sales Under/Nom.	Pool-/ILB Factor	Price	Market value in EUR	Share of fund assets
Fixed bonds		FR0014001G29	BPCE SA BPCEGP 0.01 01/14/27	EUR	3,000,000				87.015870	2,610,476.10	0.05 %
Fixed bonds		FR0014005V34	BPCE SA BPCEGP 1 1/2 01/13/42	EUR	4,800,000				85.976000	4,126,848.00	0.08 %
Fixed bonds		FR001400FB06	BPCE SA BPCEGP 3 1/2 01/25/28	EUR	4,200,000	4,200,000			96.607610	4,057,519.62	0.08 %
Fixed bonds		FR001400E797	BPCE SA BPCEGP 4 11/29/32	EUR	4,000,000	4,000,000			95.774210	3,830,968.40	0.08 %
Fixed bonds		FR0013403862	BPCE SFH - SOCIETE DE FI BPCECB 0 5/8 09/22/27	EUR	5,000,000				88.510440	4,425,522.00	0.09 %
Fixed bonds		FR0014005E35	BPCE SFH - SOCIETE DE FI BPCECB 0.01 10/16/28	EUR	6,600,000				82.785610	5,463,850.26	0.11 %
Fixed bonds		FR0013533403	BPCE SFH - SOCIETE DE FI BPCECB 0.01 11/10/27	EUR	10,500,000				85.766910	9,005,525.55	0.18 %
Fixed bonds		XS2394063437	BRENNTAG FINANCE BV BNRGR 0 1/2 10/06/29	EUR	2,200,000				77.895030	1,713,690.66	0.03 %
Fixed bonds		XS2496028502	BRITISH TELECOMMUNICATIO BRITEL 2 3/4 08/30/27	EUR	5,880,000				94.248870	5,541,833.56	0.11 %
Fixed bonds		XS2496028924	BRITISH TELECOMMUNICATIO BRITEL 3 3/8 08/30/32	EUR	2,350,000		4,000,000		90.375240	2,123,818.14	0.04 %
Fixed bonds		DE0001102531	BUNDESREPUB. DEUTSCHLAND DBR 0 02/15/31	EUR	33,000,000	33,000,000			81.206780	26,798,237.40	0.53 %
Fixed bonds		DE0001102580	BUNDESREPUB. DEUTSCHLAND DBR 0 02/15/32	EUR	34,500,000	34,500,000			78.794950	27,184,257.75	0.53 %
Fixed bonds		DE0001102465	BUNDESREPUB. DEUTSCHLAND DBR 0 1/4 02/15/29	EUR	27,000,000	20,000,000	33,000,000		87.154000	23,531,580.00	0.46 %
Fixed bonds		DE0001102606	BUNDESREPUB. DEUTSCHLAND DBR 1.7 08/15/32	EUR	56,000,000	72,000,000	21,000,000		90.635940	50,756,126.40	1.00 %
Fixed bonds		IT0005518128	BUONI POLIENNALI DEL TES BTPS 4.4 05/01/33	EUR	3,000,000	41,000,000	38,000,000		96.966310	2,908,989.30	0.06 %
Fixed bonds		FR0013460607	BUREAU VERITAS SA BVIFP 1 1/8 01/18/27	EUR	500,000				89.657000	448,285.00	0.01 %
Fixed bonds		XS2099128055	CA IMMOBILIEN ANLAGEN AG CAIAV 0 7/8 02/05/27	EUR	2,800,000				85.127650	2,383,574.20	0.05 %
Fixed bonds		FR00140002P5	CAISSE D'AMORT DETTE SOC CADES 0 02/25/28	EUR	8,000,000				85.724000	6,857,920.00	0.13 %
Fixed bonds		FR0014005FC8	CAISSE D'AMORT DETTE SOC CADES 0 1/8 09/15/31	EUR	20,000,000				76.358000	15,271,600.00	0.30 %
Fixed bonds		FR0014004016	CAISSE D'AMORT DETTE SOC CADES 0 11/25/26	EUR	9,600,000				89.560000	8,597,760.00	0.17 %
Fixed bonds		FR0014008E81	CAISSE D'AMORT DETTE SOC CADES 0.6 11/25/29	EUR	20,000,000				83.754000	16,750,800.00	0.33 %
Fixed bonds		FR001400CHC6	CAISSE D'AMORT DETTE SOC CADES 1 3/4 11/25/27	EUR	14,500,000				93.137000	13,504,865.00	0.27 %
Fixed bonds		FR0011521319	CAISSE D'AMORT DETTE SOC CADES 2 3/8 01/25/24	EUR	10,000				99.493000	9,949.30	0.00 %
Fixed bonds		FR001400DJ3	CAISSE D'AMORT DETTE SOC CADES 2 7/8 05/25/27	EUR	10,000,000	10,000,000			97.641000	9,764,100.00	0.19 %
Fixed bonds		FR0013511615	CAISSE FRANCAISE DE FIN CAFFIL 0.01 05/07/25	EUR	2,300,000				93.935520	2,160,516.96	0.04 %
Fixed bonds		FR00140006K7	CAISSE FRANCAISE DE FIN CAFFIL 0.01 10/19/35	EUR	8,000,000				62.566400	5,005,312.00	0.10 %
Fixed bonds		XS2258971071	CAIXABANK SA CABKSM 0 3/8 11/18/26	EUR	2,900,000				90.936020	2,637,144.58	0.05 %
Fixed bonds		XS1991125896	CANADIAN IMPERIAL BANK CM 0 3/8 05/03/24	EUR	6,100,000				97.781000	5,964,641.00	0.12 %
Fixed bonds		XS2393661397	CANADIAN IMPERIAL BANK CM 0.01 10/07/26	EUR	9,470,000				88.809780	8,410,286.17	0.17 %
Fixed bonds		XS2016228087	CARLSBERG BREWERIES A/S CARLB 0 7/8 07/01/29	EUR	1,000,000				82.904000	829,040.00	0.02 %
Fixed bonds		XS2696089197	CARLSBERG BREWERIES A/S CARLB 4 1/4 10/05/33	EUR	2,100,000	2,100,000			97.773000	2,053,233.00	0.04 %
Fixed bonds		XS2696046460	CARLSBERG BREWERIES A/S CARLB 4 10/05/28	EUR	1,500,000	1,500,000			98.950000	1,484,250.00	0.03 %
Fixed bonds		XS2300292617	CELLNEX FINANCE CO SA CLNXSM 0 3/4 11/15/26	EUR	1,100,000				88.299000	971,289.00	0.02 %
Fixed bonds		AT0000A2STV4	CESKA SPORITELNA AS CESSPO 0 1/2 09/13/28	EUR	4,000,000				81.380870	3,255,234.80	0.06 %
Fixed bonds		XS2555412001	CESKA SPORITELNA AS CESSPO 6.693 11/14/25	EUR	1,000,000	1,000,000			101.301100	1,013,011.00	0.02 %
Fixed bonds		XS2517103334	CIE DE SAINT-GOBAIN SA SGOPF 2 5/8 08/10/32	EUR	1,100,000				87.924590	967,170.49	0.02 %
Fixed bonds		XS2576245281	CIE DE SAINT-GOBAIN SA SGOPF 3 1/2 01/18/29	EUR	3,600,000	3,600,000			96.445180	3,472,026.48	0.07 %
Fixed bonds		FR0013309549	CIE FINANCEMENT FONCIER CFF 0 3/4 01/11/28	EUR	5,500,000				88.112130	4,846,167.15	0.10 %
Fixed bonds		FR0014004I65	CIE FINANCEMENT FONCIER CFF 0.01 07/15/26	EUR	14,700,000				90.071320	13,240,484.04	0.26 %
Fixed bonds		FR0013201449	CIE FINANCEMENT FONCIER CFF 0.225 09/14/26	EUR	1,500,000				90.096920	1,351,453.80	0.03 %
Fixed bonds		XS2346973741	CIMIC FINANCE LTD CIMAU 1 1/2 05/28/29	EUR	3,700,000				78.152430	2,891,639.91	0.06 %
Fixed bonds		XS2481287808	COLOPLAST FINANCE BV COLOBD 2 1/4 05/19/27	EUR	2,100,000				93.379480	1,960,969.08	0.04 %
Fixed bonds		XS2481288525	COLOPLAST FINANCE BV COLOBD 2 3/4 05/19/30	EUR	2,500,000				90.793200	2,269,830.00	0.04 %
Fixed bonds		DE000CZ45W16	COMMERZBANK AG CMZB 0 1/2 03/15/27	EUR	27,700,000				89.711950	24,850,210.15	0.49 %
Fixed bonds		DE000CZ45VC5	COMMERZBANK AG CMZB 0 1/2 12/04/26	EUR	2,200,000				88.837150	1,954,417.30	0.04 %
Fixed bonds		DE000CZ43ZB3	COMMERZBANK AG CMZB 4 5/8 03/21/28	EUR	3,000,000				97.835560	2,935,066.80	0.06 %
Fixed bonds		DE000CZ43ZN8	COMMERZBANK AG CMZB 5 1/8 01/18/30	EUR	1,400,000	1,400,000			97.569610	1,365,974.54	0.03 %
Fixed bonds		ES00001010G6	COMMUNITY OF MADRID SPAI MADRID 0.16 07/30/28	EUR	10,000,000				83.965000	8,396,500.00	0.16 %
Fixed bonds		ES0000101651	COMMUNITY OF MADRID SPAI MADRID 1.826 04/30/25	EUR	2,300,000				96.711000	2,224,353.00	0.04 %
Fixed bonds		XS2630117328	CONTINENTAL AG CONGR 4 06/01/28	EUR	4,950,000	4,950,000			98.192430	4,860,525.29	0.10 %

Type of security	OGAW/\$ 166	ISIN	Security title	Currency	Volume Units/Nom.	Purchases In period under review	Sales Under review	Pool-/ILB Factor	Price	Market value in EUR	Share of fund assets
Fixed bonds		XS1622193248	COOPERATIEVE RABOBANK UA RABOBK 0 1/4 05/31/24	EUR	1,100,000				97.552000	1,073,072.00	0.02 %
Fixed bonds		XS2416413339	COOPERATIEVE RABOBANK UA RABOBK 0 3/8 12/01/27	EUR	6,000,000				87.990510	5,279,430.60	0.10 %
Fixed bonds		XS1956955980	COOPERATIEVE RABOBANK UA RABOBK 0 5/8 02/27/24	EUR	1,100,000				98.578000	1,084,358.00	0.02 %
Fixed bonds		XS2456432413	COOPERATIEVE RABOBANK UA RABOBK 4 7/8 PERP	Y EUR	4,200,000				81.562000	3,425,604.00	0.07 %
Fixed bonds		XS2290544068	CPI PROPERTY GROUP SA CPIPGR 1 1/2 01/27/31	EUR	1,000,000	1,000,000			55.008000	550,080.00	0.01 %
Fixed bonds		XS2432162654	CPI PROPERTY GROUP SA CPIPGR 1 3/4 01/14/30	EUR	1,000,000	1,000,000			62.447670	624,476.70	0.01 %
Fixed bonds		FR0013312154	CREDIT AGRICOLE ASSRNCES ACAFP 2 5/8 01/29/48	EUR	700,000				87.140680	609,984.76	0.01 %
Fixed bonds		IT0005481046	CREDIT AGRICOLE ITALIA CARPP 0 3/8 01/20/32	EUR	8,100,000				73.277010	5,935,437.81	0.12 %
Fixed bonds		FR0013508512	CREDIT AGRICOLE SA ACAFP 1 04/22/26	EUR	1,000,000		700,000		94.631800	946,318.00	0.02 %
Fixed bonds		FR001400CEQ3	CREDIT AGRICOLE SA ACAFP 2 1/2 08/29/29	EUR	4,500,000	2,000,000	3,100,000		90.536060	4,074,122.70	0.08 %
Fixed bonds		FR001400KDS4	CREDIT AGRICOLE SA ACAFP 5 1/2 08/28/33	EUR	4,000,000	4,000,000			98.587140	3,943,485.60	0.08 %
Fixed bonds		XS1328173080	CRH FUNDING CRHID 1 7/8 01/09/24	EUR	600,000				99.356000	596,136.00	0.01 %
Fixed bonds		XS2168478068	CRH SMW FINANCE DAC CRHID 1 1/4 11/05/26	EUR	1,500,000				91.667460	1,375,011.90	0.03 %
Fixed bonds		XS2648076896	CRH SMW FINANCE DAC CRHID 4 07/11/27	EUR	1,400,000	1,400,000			99.200760	1,388,810.64	0.03 %
Fixed bonds		XS2648077191	CRH SMW FINANCE DAC CRHID 4 07/11/31	EUR	4,000,000	4,000,000			96.288790	3,851,551.60	0.08 %
Fixed bonds		XS2648077274	CRH SMW FINANCE DAC CRHID 4 1/4 07/11/35	EUR	2,100,000	2,100,000			94.710680	1,988,924.28	0.04 %
Fixed bonds		XS2471549654	CROATIA CROATI 2 7/8 04/22/32	EUR	4,710,000				90.807000	4,277,009.70	0.08 %
Fixed bonds		XS2332689418	DANFOSS FIN I BV DNFSDC 0 1/8 04/28/26	EUR	2,800,000				89.613490	2,509,177.72	0.05 %
Fixed bonds		XS2332689681	DANFOSS FIN I BV DNFSDC 0 3/8 10/28/28	EUR	2,370,000				81.770390	1,937,958.24	0.04 %
Fixed bonds		XS2308298962	DE VOLKSBANK NV DEVOBA 0 3/8 03/03/28	EUR	5,800,000				82.446680	4,781,907.44	0.09 %
Fixed bonds		XS2351382473	DERICHEBOURG DBGFP 2 1/4 07/15/28	EUR	2,500,000		500,000		86.565000	2,164,125.00	0.04 %
Fixed bonds		XS2010039035	DEUTSCHE BAHN FIN GMBH DBHNGR 0.95 PERP	Y EUR	700,000				92.357390	646,501.73	0.01 %
Fixed bonds		XS2451376219	DEUTSCHE BAHN FIN GMBH DBHNGR 1 3/8 03/03/34	EUR	9,700,000				77.227200	7,491,038.40	0.15 %
Fixed bonds		XS2541394750	DEUTSCHE BAHN FIN GMBH DBHNGR 3 7/8 10/13/42	EUR	2,600,000	3,600,000	1,000,000		95.753180	2,489,582.68	0.05 %
Fixed bonds		DE000A3MQQV5	DEUTSCHE BOERSE AG DBOERS 2 06/23/48	EUR	1,300,000				87.350910	1,135,561.83	0.02 %
Fixed bonds		DE000A351ZR8	DEUTSCHE BOERSE AG DBOERS 3 7/8 09/28/26	EUR	3,400,000	3,400,000			99.721000	3,390,514.00	0.07 %
Fixed bonds		DE000A351ZT4	DEUTSCHE BOERSE AG DBOERS 3 7/8 09/28/33	EUR	3,000,000	3,000,000			97.344000	2,920,320.00	0.06 %
Fixed bonds		XS2644423035	DHL GROUP AG DHLGR 3 3/8 07/03/33	EUR	1,900,000	1,900,000			93.787570	1,781,963.83	0.03 %
Fixed bonds		XS2079723552	DNB BANK ASA DNBNO 0.05 11/14/23	EUR	8,550,000				99.507000	8,507,848.50	0.17 %
Fixed bonds		XS2588099478	DNB BANK ASA DNBNO 3 5/8 02/16/27	EUR	4,600,000	4,600,000			98.080600	4,511,707.60	0.09 %
Fixed bonds		XS2051777873	DS SMITH PLC SMDSLN 0 7/8 09/12/26	EUR	2,870,000				89.864480	2,579,110.58	0.05 %
Fixed bonds		XS2654098222	DS SMITH PLC SMDSLN 4 1/2 07/27/30	EUR	3,100,000	3,100,000			96.849580	3,002,336.98	0.06 %
Fixed bonds		XS2654097927	DS SMITH PLC SMDSLN 4 3/8 07/27/27	EUR	3,000,000	3,000,000			99.165720	2,974,971.60	0.06 %
Fixed bonds		XS2125426796	DSV A/S DSVDC 0 3/8 02/26/27	EUR	2,080,000				88.401050	1,838,741.84	0.04 %
Fixed bonds		XS2458285355	DSV FINANCE BV DSVDC 1 3/8 03/16/30	EUR	550,000		3,000,000		84.640130	465,520.72	0.01 %
Fixed bonds		DE000A3E5UY4	DZ HYP AG DZHYP 0.01 10/26/26	EUR	10,600,000				89.342750	9,470,331.50	0.19 %
Fixed bonds		EU000A1G0EK7	EFSF EFSF 0 10/13/27	EUR	8,000,000				87.170000	6,973,600.00	0.14 %
Fixed bonds		EU000A2SCAB4	EFSF EFSF 0 7/8 09/05/28	EUR	17,000,000				88.501000	15,045,170.00	0.30 %
Fixed bonds		EU000A2SCAC2	EFSF EFSF 2 3/8 06/21/32	EUR	14,600,000				91.376000	13,340,896.00	0.26 %
Fixed bonds		XS1953833750	ELISA OYJ ELIAV 1 1/8 02/26/26	EUR	700,000				92.820000	649,740.00	0.01 %
Fixed bonds		FR0013510179	ELO SACA ELOFR 2 7/8 01/29/26	EUR	3,000,000				95.084620	2,852,538.60	0.06 %
Fixed bonds		FR001400EHH1	ELO SACA ELOFR 4 7/8 12/08/28	EUR	2,400,000	2,400,000			94.360220	2,264,645.28	0.04 %
Fixed bonds		XS2656464844	ENERGIA GROUP ROI ENRGRP 6 7/8 07/31/28	EUR	3,600,000	3,600,000			97.651000	3,515,436.00	0.07 %
Fixed bonds		XS2331315635	ENEXIS HOLDING NV ENEXIS 0 3/8 04/14/33	EUR	4,100,000				71.817500	2,944,517.50	0.06 %
Fixed bonds		XS2463988795	EQT AB EQTSS 2 3/8 04/06/28	EUR	1,100,000				87.647400	964,121.40	0.02 %
Fixed bonds		XS2463990775	EQT AB EQTSS 2 7/8 04/06/32	EUR	2,250,000				80.711480	1,816,008.30	0.04 %
Fixed bonds		XS2386650274	ERG SPA ERGIM 0 7/8 09/15/31	EUR	4,000,000				74.158550	2,966,342.00	0.06 %
Fixed bonds		AT0000A2UXN9	ERSTE GROUP BANK AG ERSTBK 0 1/2 01/12/37	EUR	5,000,000				64.118070	3,205,903.50	0.06 %
Fixed bonds		AT0000A2U543	ERSTE GROUP BANK AG ERSTBK 0 7/8 11/15/32	EUR	1,300,000				81.688870	1,061,955.31	0.02 %
Fixed bonds		AT0000A2UXM1	ERSTE GROUP BANK AG ERSTBK 0.01 07/12/28	EUR	15,000,000				83.652360	12,547,854.00	0.25 %

Type of security	OGAW/\$ 166	ISIN	Security title	Currency	Volume Units/Nom.	Purchases In period under review	Sales Under review	Pool-/ILB Factor	Price	Market value in EUR	Share of fund assets
Fixed bonds		AT0000A2J645	ERSTE GROUP BANK AG ERSTBK 1 5/8 09/08/31	EUR	1,000,000				88.858270	888,582.70	0.02 %
Fixed bonds		AT0000A2YA29	ERSTE GROUP BANK AG ERSTBK 4 06/07/33	EUR	1,600,000	1,600,000			91.733450	1,467,735.20	0.03 %
Fixed bonds		XS1706921951	ESSELUNGA SPA ESSLNG 0 7/8 10/25/23	EUR	650,000	650,000			99.476000	646,594.00	0.01 %
Fixed bonds		XS1584122177	ESSITY AB ESSITY 1 1/8 03/27/24	EUR	1,300,000				98.493000	1,280,409.00	0.03 %
Fixed bonds		XS1584122763	ESSITY AB ESSITY 1 5/8 03/30/27	EUR	3,800,000				91.938310	3,493,655.78	0.07 %
Fixed bonds		XS2527319979	EUROGRID GMBH EUROGR 3.279 09/05/31	EUR	2,500,000				92.680910	2,317,022.75	0.05 %
Fixed bonds		XS2283340060	EUROPEAN INVESTMENT BANK EIB 0 01/14/31	EUR	3,500,000				78.075000	2,732,625.00	0.05 %
Fixed bonds		EU000A3KRJQ6	EUROPEAN UNION EU 0 07/04/29	EUR	10,000,000				82.459000	8,245,900.00	0.16 %
Fixed bonds		EU000A3KWCF4	EUROPEAN UNION EU 0 10/04/28	EUR	3,500,000				84.322000	2,951,270.00	0.06 %
Fixed bonds		EU000A3KM903	EUROPEAN UNION EU 0.2 06/04/36	EUR	6,200,000				65.110000	4,036,820.00	0.08 %
Fixed bonds		EU000A3K4C42	EUROPEAN UNION EU 0.4 02/04/37	EUR	13,000,000				65.664000	8,536,320.00	0.17 %
Fixed bonds		EU000A3K4DG1	EUROPEAN UNION EU 1 1/4 02/04/43	EUR	4,500,000				64.653000	2,909,385.00	0.06 %
Fixed bonds		EU000A3K4D82	EUROPEAN UNION EU 2 3/4 10/05/26	EUR	9,000,000	9,000,000			97.878000	8,809,020.00	0.17 %
Fixed bonds		FR00140005C6	EUTELSAT SA ETLFP 1 1/2 10/13/28	EUR	2,200,000				73.627060	1,619,795.32	0.03 %
Fixed bonds		XS1627343186	FCC AQUALIA SA AQUASM 2.629 06/08/27	EUR	1,500,000				93.786570	1,406,798.55	0.03 %
Fixed bonds		XS2026171079	FERROVIE DELLO STATO FERROV 1 1/8 07/09/26	EUR	650,000				91.841000	596,966.50	0.01 %
Fixed bonds		XS2532681074	FERROVIE DELLO STATO FERROV 3 3/4 04/14/27	EUR	7,350,000				97.750000	7,184,625.00	0.14 %
Fixed bonds		DE000A2LQKN9	GEMEINSAME BUNDESLAENDER LANDER 0 3/8 04/17/25	EUR	3,400,000				94.994000	3,229,796.00	0.06 %
Fixed bonds		DE000A2GSM83	GEMEINSAME BUNDESLAENDER LANDER 0 5/8 10/25/27	EUR	2,000,000				89.388000	1,787,760.00	0.04 %
Fixed bonds		DE000A3MP5P6	GEMEINSAME BUNDESLAENDER LANDER 0.01 10/08/27	EUR	23,000,000				87.077000	20,027,710.00	0.39 %
Fixed bonds		DE000A2BN5X6	GEMEINSAME BUNDESLAENDER LANDER 0.1 10/07/26	EUR	1,500,000				90.294000	1,354,410.00	0.03 %
Fixed bonds		XS1681519184	GLAXOSMITHKLINE CAPITAL GSK 1 09/12/26	EUR	2,800,000				92.896460	2,578,700.88	0.05 %
Fixed bonds		XS2553817680	GSK CAPITAL BV GSK 3 11/28/27	EUR	1,300,000	1,300,000			96.796150	1,258,349.95	0.02 %
Fixed bonds		XS2462324745	HALEON NL CAPITAL BV HLNLN 1 1/4 03/29/26	EUR	1,500,000				93.022050	1,395,303.75	0.03 %
Fixed bonds		XS2462324828	HALEON NL CAPITAL BV HLNLN 1 3/4 03/29/30	EUR	1,600,000				85.233090	1,363,729.44	0.03 %
Fixed bonds		XS2462325122	HALEON NL CAPITAL BV HLNLN 2 1/8 03/29/34	EUR	1,700,000				79.661840	1,354,251.28	0.03 %
Fixed bonds		XS2648080229	HEATHROW FUNDING LTD HTHROW 4 1/2 07/11/33	EUR	2,210,000	2,210,000			96.732970	2,137,798.64	0.04 %
Fixed bonds		XS2577874782	HEIDELBERG MATERIALS AG HEIGR 3 3/4 05/31/32	EUR	6,400,000	6,400,000			90.876370	5,816,087.68	0.11 %
Fixed bonds		XS2294155739	HEIMSTADEN BOSTAD AB HEIBOS 2 5/8 PERP	Y EUR	1,900,000	800,000			42.792000	813,048.00	0.02 %
Fixed bonds		XS2397251807	HEIMSTADEN BOSTAD AB HEIBOS 3 5/8 PERP	Y EUR	2,400,000	900,000	700,000		45.604000	1,094,496.00	0.02 %
Fixed bonds		DE000A2YN2V0	HOCHTIEF AG HOTGR 1 1/4 09/03/31	EUR	2,000,000				76.639000	1,532,780.00	0.03 %
Fixed bonds		XS2261215011	HOLCIM FINANCE LUX SA HOLNSW 0 1/2 04/23/31	EUR	4,750,000				73.654690	3,498,597.78	0.07 %
Fixed bonds		XS2384273715	HOLCIM FINANCE LUX SA HOLNSW 0 1/2 09/03/30	EUR	4,000,000				75.500370	3,020,014.80	0.06 %
Fixed bonds		XS2286442186	HOLCIM FINANCE LUX SA HOLNSW 0 5/8 01/19/33	EUR	2,900,000				69.393520	2,012,412.08	0.04 %
Fixed bonds		XS2386287762	HSBC BANK CANADA HSBC 0.01 09/14/26	EUR	4,200,000				89.245560	3,748,313.52	0.07 %
Fixed bonds		XS2388491289	HSBC HOLDINGS PLC HSBC 0.641 09/24/29	EUR	6,400,000				81.665960	5,226,621.44	0.10 %
Fixed bonds		XS1917601582	HSBC HOLDINGS PLC HSBC 1 1/2 12/04/24	EUR	5,000,000				99.487000	4,974,350.00	0.10 %
Fixed bonds		XS2621539910	HSBC HOLDINGS PLC HSBC 4.856 05/23/33	EUR	4,000,000	4,000,000			96.756400	3,870,256.00	0.08 %
Fixed bonds		XS2553547444	HSBC HOLDINGS PLC HSBC 6.364 11/16/32	EUR	6,100,000	6,100,000			101.537140	6,193,765.54	0.12 %
Fixed bonds		XS1807409450	HYPO NOE LB NOE WIEN AG HYN0E 0 7/8 10/16/23	EUR	800,000				99.878000	799,024.00	0.02 %
Fixed bonds		AT0000A2STT8	HYPO NOE LB NOE WIEN AG HYN0E 0.01 09/08/28	EUR	3,000,000				83.095510	2,492,865.30	0.05 %
Fixed bonds		AT0000A2XG57	HYPO NOE LB NOE WIEN AG HYN0E 1 3/8 04/14/25	EUR	9,000,000				94.936050	8,544,244.50	0.17 %
Fixed bonds		AT0000A32RP0	HYPO VORARLBERG BANK AG VORHYP 4 1/8 02/16/26	EUR	4,900,000	4,900,000			97.879680	4,796,104.32	0.09 %
Fixed bonds		XS2442764747	IBM CORP IBM 0 7/8 02/09/30	EUR	10,500,000				81.625080	8,570,633.40	0.17 %
Fixed bonds		XS2115091717	IBM CORP IBM 0.3 02/11/28	EUR	500,000				85.128290	425,641.45	0.01 %
Fixed bonds		XS1617845083	IBM CORP IBM 0.95 05/23/25	EUR	1,000,000				94.983990	949,839.90	0.02 %
Fixed bonds		XS2583741934	IBM CORP IBM 3 3/8 02/06/27	EUR	3,500,000	3,500,000			97.792130	3,422,724.55	0.07 %
Fixed bonds		XS2583742239	IBM CORP IBM 3 5/8 02/06/31	EUR	3,200,000	3,200,000			95.576300	3,058,441.60	0.06 %
Fixed bonds		XS2583742668	IBM CORP IBM 4 02/06/43	EUR	5,000,000	8,000,000	3,000,000		89.614530	4,480,726.50	0.09 %
Fixed bonds		XS1853999313	IGNITIS GRUPE AB LIEENE 1 7/8 07/10/28	EUR	500,000				86.923000	434,615.00	0.01 %

Type of security	OGAW/\$ 166	ISIN	Security title	Currency	Volume Units/Nom.	Purchases In period under review Units/Nom.	Sales Units/Nom.	Pool-/ILB Factor	Price	Market value in EUR	Share of fund assets
Fixed bonds		FR0014003GX7	IMERY'S SA NK 1 07/15/31	EUR	1,800,000				73.669000	1,326,042.00	0.03 %
Fixed bonds		XS2445188852	ING BANK NV INTNED 1 02/17/37	EUR	1,700,000		4,000,000		69.759330	1,185,908.61	0.02 %
Fixed bonds		XS2281155254	ING GROEP NV INTNED 0 1/4 02/01/30	EUR	7,000,000		700,000		78.246820	5,477,277.40	0.11 %
Fixed bonds		XS2443920249	ING GROEP NV INTNED 1 1/4 02/16/27	EUR	4,800,000				92.295380	4,430,178.24	0.09 %
Fixed bonds		XS2624976077	ING GROEP NV INTNED 4 1/2 05/23/29	EUR	5,500,000	5,500,000			98.198630	5,400,924.65	0.11 %
Fixed bonds		XS2524746687	ING GROEP NV INTNED 4 1/8 08/24/33	EUR	4,000,000				93.529660	3,741,186.40	0.07 %
Fixed bonds		IT0005320673	INTESA SANPAOLO SPA ISPIM 0 1/2 07/15/24	EUR	1,200,000				97.154000	1,165,848.00	0.02 %
Fixed bonds		XS2317069685	INTESA SANPAOLO SPA ISPIM 0 3/4 03/16/28	EUR	3,200,000		800,000		84.250850	2,696,027.20	0.05 %
Fixed bonds		XS2625196352	INTESA SANPAOLO SPA ISPIM 4 7/8 05/19/30	EUR	3,100,000	7,100,000	4,000,000		97.656790	3,027,360.49	0.06 %
Fixed bonds		XS2673808726	INTESA SANPAOLO SPA ISPIM 5 1/8 08/29/31	EUR	5,000,000	5,000,000			97.453140	4,872,657.00	0.10 %
Fixed bonds		XS2275029085	IREN SPA IREIM 0 1/4 01/17/31	EUR	4,600,000				72.235540	3,322,834.84	0.07 %
Fixed bonds		XS1881533563	IREN SPA IREIM 1.95 09/19/25	EUR	1,000,000				95.362900	953,629.00	0.02 %
Fixed bonds		XS1551917591	ITALGAS SPA IGIM 1 5/8 01/19/27	EUR	800,000				92.537050	740,296.40	0.01 %
Fixed bonds		XS2531438351	JOHN DEERE BANK SA DE 2 1/2 09/14/26	EUR	1,100,000				96.009110	1,056,100.21	0.02 %
Fixed bonds		XS2527421668	JOHNSON CONTROLS/TYCO FI JCI 3 09/15/28	EUR	1,200,000				93.929100	1,127,149.20	0.02 %
Fixed bonds		BE0002967488	KBC BANK NV KBC 3 3/4 09/28/26	EUR	8,500,000	8,500,000			99.815000	8,484,275.00	0.17 %
Fixed bonds		BE0002846278	KBC GROUP NV KBCBB 1 1/2 03/29/26	EUR	3,500,000				95.483000	3,341,905.00	0.07 %
Fixed bonds		XS2042667944	KERRY GROUP FIN SERVICES KYGID 0 5/8 09/20/29	EUR	1,200,000				81.224840	974,698.08	0.02 %
Fixed bonds		DE000A3H2ZF6	KFW KFW 0 01/10/31	EUR	6,500,000				78.062000	5,074,030.00	0.10 %
Fixed bonds		DE000A2GSFA2	KFW KFW 0 1/2 09/15/27	EUR	1,000,000				89.171000	891,710.00	0.02 %
Fixed bonds		DE000A2LQSH4	KFW KFW 0 3/4 06/28/28	EUR	4,500,000				88.438000	3,979,710.00	0.08 %
Fixed bonds		XS2698047771	KFW KFW 3 1/4 03/24/31	EUR	80,000,000	80,000,000			98.699000	78,959,200.00	1.55 %
Fixed bonds		XS2534891978	KNORR-BREMSE AG KNOGR 3 1/4 09/21/27	EUR	1,800,000				96.827310	1,742,891.58	0.03 %
Fixed bonds		XS1787477543	KONINKLIJKE AHOLD DLHAIZE ADNA 1 1/8 03/19/26	EUR	680,000				93.425350	635,292.38	0.01 %
Fixed bonds		XS1485532896	KONINKLIJKE KPN NV KPN 0 5/8 04/09/25	EUR	1,000,000				94.860350	948,603.50	0.02 %
Fixed bonds		XS2638080452	KONINKLIJKE KPN NV KPN 3 7/8 07/03/31	EUR	2,500,000	2,500,000			95.605560	2,390,139.00	0.05 %
Fixed bonds		XS1815116998	KONINKLIJKE PHILIPS NV PHIANA 1 3/8 05/02/28	EUR	1,100,000				88.046170	968,507.87	0.02 %
Fixed bonds		XS2475954579	KONINKLIJKE PHILIPS NV PHIANA 1 7/8 05/05/27	EUR	1,400,000				91.885520	1,286,397.28	0.03 %
Fixed bonds		XS2676863355	KONINKLIJKE PHILIPS NV PHIANA 4 1/4 09/08/31	EUR	4,000,000	4,000,000			97.244000	3,889,760.00	0.08 %
Fixed bonds		XS2393768788	KOOKMIN BANK CITNAT 0.048 10/19/26	EUR	4,700,000				88.456830	4,157,471.01	0.08 %
Fixed bonds		FR001400DLD4	LA BANQUE POSTALE FRBP 5 1/2 03/05/34	EUR	2,200,000	2,200,000			95.745450	2,106,399.90	0.04 %
Fixed bonds		FR0014001O6	LA POSTE SA FRPTT 0 07/18/29	EUR	7,000,000				78.605910	5,502,413.70	0.11 %
Fixed bonds		FR001400IIR9	LA POSTE SA FRPTT 3 3/4 06/12/30	EUR	500,000	500,000			97.129930	485,649.65	0.01 %
Fixed bonds		DE000A13R6Z9	LAND BERLIN BERGER 0 1/2 02/10/25	EUR	1,050,000				95.643000	1,004,251.50	0.02 %
Fixed bonds		DE000A14J3F7	LAND BERLIN BERGER 0 1/4 04/22/25	EUR	2,600,000				94.766000	2,463,916.00	0.05 %
Fixed bonds		DE000A1RQD68	LAND HESSEN HESSEN 0 08/11/25	EUR	5,000,000				93.477000	4,673,850.00	0.09 %
Fixed bonds		DE000A1RQCY2	LAND HESSEN HESSEN 0 3/8 07/06/26	EUR	5,000,000				91.770000	4,588,500.00	0.09 %
Fixed bonds		AT0000A2KVP9	LAND NIEDEROESTERREICH NIEDOE 0 11/16/35	EUR	2,000,000				64.130000	1,282,600.00	0.03 %
Fixed bonds		DE000A2YNW43	LAND NIEDERSACHSEN NIESA 0 07/10/26	EUR	18,900,000				90.690000	17,140,410.00	0.34 %
Fixed bonds		DE000A2G8V17	LAND NIEDERSACHSEN NIESA 0 3/4 02/15/28	EUR	2,350,000				89.097000	2,093,779.50	0.04 %
Fixed bonds		DE000A2E4GS9	LAND NIEDERSACHSEN NIESA 0 5/8 07/06/27	EUR	1,600,000				90.023000	1,440,368.00	0.03 %
Fixed bonds		DE000A2LQ587	LAND NIEDERSACHSEN NIESA 0 7/8 10/25/28	EUR	1,700,000				88.172000	1,498,924.00	0.03 %
Fixed bonds		DE000A3H24E1	LAND NIEDERSACHSEN NIESA 0.01 02/19/29	EUR	9,000,000				83.357000	7,502,130.00	0.15 %
Fixed bonds		DE000NRW0JH2	LAND NORDRHEIN-WESTFALEN NRW 0 1/2 04/16/26	EUR	1,700,000				92.628000	1,574,676.00	0.03 %
Fixed bonds		DE000NRW0L85	LAND NORDRHEIN-WESTFALEN NRW 0.2 03/31/27	EUR	4,000,000				89.218000	3,568,720.00	0.07 %
Fixed bonds		DE000RFP0777	LAND RHEINLAND-PFALZ RHPAL 0.1 08/18/26	EUR	6,800,000				90.698000	6,167,464.00	0.12 %
Fixed bonds		DE000A2TR208	LAND SACHSEN-ANHALT SACHAN 0 3/4 01/29/29	EUR	2,000,000				87.105000	1,742,100.00	0.03 %
Fixed bonds		DE000SHFM667	LAND SCHLESWIG-HOLSTEIN SCHHOL 0 1/4 02/27/26	EUR	1,700,000				92.436000	1,571,412.00	0.03 %
Fixed bonds		DE000SHFM618	LAND SCHLESWIG-HOLSTEIN SCHHOL 0 5/8 08/31/28	EUR	1,750,000				87.547000	1,532,072.50	0.03 %
Fixed bonds		DE000SHFM824	LAND SCHLESWIG-HOLSTEIN SCHHOL 0.01 10/29/26	EUR	2,000,000				89.887000	1,797,740.00	0.04 %



Type of security	OGAW/\$ 166	ISIN	Security title	Currency	Volume Units/Nom.	Purchases In period under review	Sales Under review	Pool-/ILB Factor	Price	Market value in EUR	Share of fund assets
Fixed bonds		XS2415386726	LANXESS AG LXSGR 0 5/8 12/01/29	EUR	1,000,000				76.701110	767,011.10	0.02 %
Fixed bonds		XS2459163619	LANXESS AG LXSGR 1 3/4 03/22/28	EUR	2,500,000				86.729710	2,168,242.75	0.04 %
Fixed bonds		DE000LB2CW16	LB BADEN-WUERITTEMBERG LBBW 0 3/8 02/21/31	EUR	1,000,000				72.346140	723,461.40	0.01 %
Fixed bonds		FR0013321080	LEGRAND SA LRFP 1 03/06/26	EUR	1,200,000				93.032000	1,116,384.00	0.02 %
Fixed bonds		XS2391860843	LINDE PLC LIN 0 09/30/26	EUR	4,200,000				88.997210	3,737,882.82	0.07 %
Fixed bonds		XS2391861064	LINDE PLC LIN 0 3/8 09/30/33	EUR	1,500,000		1,000,000		69.503370	1,042,550.55	0.02 %
Fixed bonds		XS2463961248	LINDE PLC LIN 1 3/8 03/31/31	EUR	3,000,000				83.324950	2,499,748.50	0.05 %
Fixed bonds		LT0000670028	LITHUANIA GOVERNMENT BOND LITHGB 0.7 08/23/24	EUR	700,000				97.160100	680,120.70	0.01 %
Fixed bonds		XS2521027446	LLOYDS BANKING GROUP PLC LLOYDS 3 1/8 08/24/30	EUR	4,000,000				90.136230	3,605,449.20	0.07 %
Fixed bonds		XS2690137299	LLOYDS BANKING GROUP PLC LLOYDS 4 3/4 09/21/31	EUR	5,900,000	5,900,000			97.595000	5,758,105.00	0.11 %
Fixed bonds		XS2679904685	LSEG NETHERLANDS BV LSELN 4.231 09/29/30	EUR	2,500,000	2,500,000			99.246000	2,481,150.00	0.05 %
Fixed bonds		FR001400KJ00	LVMH MOET HENNESSY VUITT MCFP 3 1/2 09/07/33	EUR	3,800,000	3,800,000			95.672000	3,635,536.00	0.07 %
Fixed bonds		FR001400KJP7	LVMH MOET HENNESSY VUITT MCFP 3 1/4 09/07/29	EUR	4,800,000	4,800,000			96.981000	4,655,088.00	0.09 %
Fixed bonds		XS2238787415	MEDTRONIC GLOBAL HLDINGS MDT 0 10/15/25	EUR	1,530,000				92.004560	1,407,669.77	0.03 %
Fixed bonds		XS2238792332	MEDTRONIC GLOBAL HLDINGS MDT 1 3/8 10/15/40	EUR	2,300,000				61.856350	1,422,696.05	0.03 %
Fixed bonds		DE000A3LBM2	MERCEDES-BENZ CA FIN INC MBGGR 3 02/23/27	EUR	3,900,000	3,900,000			96.633950	3,768,724.05	0.07 %
Fixed bonds		DE000A289QR9	MERCEDES-BENZ GROUP AG MBGGR 0 3/4 09/10/30	EUR	1,100,000				79.961920	879,581.12	0.02 %
Fixed bonds		DE000A3LH6T7	MERCEDES-BENZ INT FINCE MBGGR 3 1/2 05/30/26	EUR	600,000	3,350,000	2,750,000		98.875610	593,253.66	0.01 %
Fixed bonds		XS2023644201	MERCK FIN SERVICES GMBH MRKGR 0 3/8 07/05/27	EUR	900,000				87.907720	791,169.48	0.02 %
Fixed bonds		XS2011260531	MERCK KGAA MRKGR 1 5/8 06/25/2079	EUR	1,000,000				95.596650	955,966.50	0.02 %
Fixed bonds		XS2218405772	MERCK KGAA MRKGR 1 5/8 09/09/2080	EUR	1,900,000				89.561970	1,701,677.43	0.03 %
Fixed bonds		XS2560415965	METSO OYJ OTEVFH 4 7/8 12/07/27	EUR	2,100,000	2,100,000			101.519000	2,131,899.00	0.04 %
Fixed bonds		FR0013425154	MMS USA INVESTMENTS INC PUBFP 1 3/4 06/13/31	EUR	1,000,000				83.104840	831,048.40	0.02 %
Fixed bonds		XS2270406452	MOLNLYCKE HOLDING AB MOLNLY 0 5/8 01/15/31	EUR	4,600,000				74.445000	3,424,470.00	0.07 %
Fixed bonds		XS2049769297	MOLNLYCKE HOLDING AB MOLNLY 0 7/8 09/05/29	EUR	1,400,000				80.043110	1,120,603.54	0.02 %
Fixed bonds		XS2151059206	MONDI FINANCE EUROPE MNDILN 2 3/8 04/01/28	EUR	3,500,000				92.072970	3,222,553.95	0.06 %
Fixed bonds		XS1813593313	MONDI FINANCE PLC MNDILN 1 5/8 04/27/26	EUR	2,300,000				93.687300	2,154,807.90	0.04 %
Fixed bonds		XS2010038227	MOODY'S CORPORATION MCO 0.95 02/25/30	EUR	1,200,000				81.365030	976,380.36	0.02 %
Fixed bonds		XS2287624584	MOTABILITY OPERATIONS GR MOTOPG 0 1/8 07/20/28	EUR	1,900,000				82.608850	1,569,568.15	0.03 %
Fixed bonds		XS2021471433	MOTABILITY OPERATIONS GR MOTOPG 0 3/8 01/03/26	EUR	1,600,000				91.954890	1,471,278.24	0.03 %
Fixed bonds		XS1578212299	MOTABILITY OPERATIONS GR MOTOPG 0 7/8 03/14/25	EUR	1,000,000				95.315180	953,151.80	0.02 %
Fixed bonds		DE000MHB64E1	MUENCHENER HYPOTHEKENBNK MUNHYP 0 3/8 03/09/29	EUR	3,400,000		800,000		80.348720	2,731,856.48	0.05 %
Fixed bonds		XS2381261424	MUNICH RE MUNRE 1 05/26/42	EUR	800,000		3,100,000		70.278650	562,229.20	0.01 %
Fixed bonds		XS2221845683	MUNICH RE MUNRE 1 1/4 05/26/41	EUR	1,000,000				74.817890	748,178.90	0.01 %
Fixed bonds		XS2643673952	NASDAQ INC NDAQ 4 1/2 02/15/32	EUR	1,400,000	1,400,000			97.654010	1,367,156.14	0.03 %
Fixed bonds		XS2434710799	NATIONAL GRID NA INC NGGLN 0.41 01/20/26	EUR	1,300,000				91.419510	1,188,453.63	0.02 %
Fixed bonds		XS2434710872	NATIONAL GRID NA INC NGGLN 1.054 01/20/31	EUR	4,000,000				77.568070	3,102,722.80	0.06 %
Fixed bonds		XS2680745382	NATIONAL GRID NA INC NGGLN 4.668 09/12/33	EUR	3,200,000	3,200,000			97.470000	3,119,040.00	0.06 %
Fixed bonds		XS2381853279	NATIONAL GRID PLC NGGLN 0 1/4 09/01/28	EUR	7,500,000				81.516950	6,113,771.25	0.12 %
Fixed bonds		XS2381853436	NATIONAL GRID PLC NGGLN 0 3/4 09/01/33	EUR	6,000,000	3,700,000			67.771480	4,066,288.80	0.08 %
Fixed bonds		XS2575973776	NATIONAL GRID PLC NGGLN 3 7/8 01/16/29	EUR	1,500,000	1,500,000			96.634980	1,449,524.70	0.03 %
Fixed bonds		XS2473346299	NATIONWIDE BLDG SOCIETY NWDI 2 04/28/27	EUR	3,000,000				91.766130	2,752,983.90	0.05 %
Fixed bonds		XS2200513070	NATL GRID ELECT TRANS NGGLN 0.823 07/07/32	EUR	2,500,000				73.369140	1,834,228.50	0.04 %
Fixed bonds		XS2307853098	NATWEST GROUP PLC NWG 0.78 02/26/30	EUR	1,000,000				79.632320	796,323.20	0.02 %
Fixed bonds		XS2623518821	NATWEST GROUP PLC NWG 4.771 02/16/29	EUR	7,300,000	7,300,000			98.325380	7,177,752.74	0.14 %
Fixed bonds		XS2449911143	NATWEST MARKETS PLC NWG 1 3/8 03/02/27	EUR	2,200,000		4,000,000		90.051580	1,981,134.76	0.04 %
Fixed bonds		XS2332589972	NEXI SPA NEXIIM 1 5/8 04/30/26	EUR	5,000,000				90.908000	4,545,400.00	0.09 %
Fixed bonds		XS2443893255	NORDEA BANK ABP NDAFH 1 1/8 02/16/27	EUR	3,000,000				90.377820	2,711,334.60	0.05 %
Fixed bonds		XS2618906585	NORDEA BANK ABP NDAFH 4 1/8 05/05/28	EUR	4,300,000	8,300,000	4,000,000		98.463930	4,233,948.99	0.08 %
Fixed bonds		XS1974922442	NORSK HYDRO ASA NHYNO 1 1/8 04/11/25	EUR	1,000,000				95.225350	952,253.50	0.02 %

Type of security	OGAW/\$ 166	ISIN	Security title	Currency	Volume Units/Nom.	Purchases In period under review Units/Nom.	Sales Under review Units/Nom.	Pool-/ILB Factor	Price	Market value in EUR	Share of fund assets
Fixed bonds		XS1974922525	NORSK HYDRO ASA NHYNO 2 04/11/29	EUR	905,000				86.102000	779,223.10	0.02 %
Fixed bonds		XS2305026762	NTT FINANCE CORP NTT 0.01 03/03/25	EUR	1,500,000				94.377810	1,415,667.15	0.03 %
Fixed bonds		XS2411311579	NTT FINANCE CORP NTT 0.082 12/13/25	EUR	4,000,000				91.718130	3,668,725.20	0.07 %
Fixed bonds		XS2305026929	NTT FINANCE CORP NTT 0.342 03/03/30	EUR	1,900,000				79.125940	1,503,392.86	0.03 %
Fixed bonds		XS2411311652	NTT FINANCE CORP NTT 0.399 12/13/28	EUR	4,300,000				82.730200	3,557,398.60	0.07 %
Fixed bonds		AT0000A28HX3	OBERBANK AG OBERBK 0 3/4 06/19/26	EUR	1,800,000				88.143000	1,586,574.00	0.03 %
Fixed bonds		XS1689595830	OEKB OEST. KONTROLLBANK OKB 0 1/4 09/26/24	EUR	8,000,000				96.392000	7,711,360.00	0.15 %
Fixed bonds		FR0013444684	ORANGE SA ORAFP 0 1/2 09/04/32	EUR	1,900,000				73.390200	1,394,413.80	0.03 %
Fixed bonds		FR0014004A06	ORANGE SA ORAFP 0 3/4 06/29/34	EUR	1,100,000		2,000,000		70.444700	774,891.70	0.02 %
Fixed bonds		FR0013217114	ORANGE SA ORAFP 0 7/8 02/03/27	EUR	1,300,000				90.669900	1,178,709.87	0.02 %
Fixed bonds		XS1408317433	ORANGE SA ORAFP 1 05/12/25	EUR	800,000				95.150680	761,205.44	0.01 %
Fixed bonds		FR0013506292	ORANGE SA ORAFP 1 1/4 07/07/27	EUR	1,200,000				90.748040	1,088,976.48	0.02 %
Fixed bonds		FR001400GDJ1	ORANGE SA ORAFP 5 3/8 PERP	Y EUR	4,200,000	4,200,000			98.230730	4,125,690.66	0.08 %
Fixed bonds		XS2591029876	ORSTED A/S ORSTED 3 3/4 03/01/30	EUR	2,700,000	2,700,000			96.515580	2,605,920.66	0.05 %
Fixed bonds		XS2591032235	ORSTED A/S ORSTED 4 1/8 03/01/35	EUR	3,300,000	3,300,000			95.493500	3,151,285.50	0.06 %
Fixed bonds		XS2560693181	OTP BANK NYRT OTPHB 7.35 03/04/26	EUR	1,500,000	3,100,000	1,600,000		101.617770	1,524,266.55	0.03 %
Fixed bonds		XS2617256065	PROCTER & GAMBLE CO/THE PG 3 1/4 08/02/26	EUR	15,000,000	15,000,000			98.455410	14,768,311.50	0.29 %
Fixed bonds		XS2617256149	PROCTER & GAMBLE CO/THE PG 3 1/4 08/02/31	EUR	4,000,000	4,000,000			96.024870	3,840,994.80	0.08 %
Fixed bonds		XS2439004412	PROLOGIS EURO FINANCE PLD 1 02/08/29	EUR	2,000,000		800,000		82.323490	1,646,469.80	0.03 %
Fixed bonds		XS2439004685	PROLOGIS EURO FINANCE PLD 1 1/2 02/08/34	EUR	2,400,000		1,600,000		71.575680	1,717,816.32	0.03 %
Fixed bonds		XS2430287362	PROSUS NV PRXNA 2.085 01/19/30	EUR	5,300,000				76.367170	4,047,460.01	0.08 %
Fixed bonds		XS2430287875	PROSUS NV PRXNA 2.778 01/19/34	EUR	3,700,000				70.228330	2,598,448.21	0.05 %
Fixed bonds		BE0002925064	PROXIMUS SADP PROXBB 4 03/08/30	EUR	3,000,000	3,000,000			98.599440	2,957,983.20	0.06 %
Fixed bonds		XS2189786226	RAIFFEISEN BANK INTL RBLAV 2 7/8 06/18/32	EUR	100,000		1,500,000		79.572960	79,572.96	0.00 %
Fixed bonds		XS2626022656	RAIFFEISEN BANK INTL RBLAV 3 3/8 09/25/27	EUR	5,000,000	8,000,000	3,000,000		97.492810	4,874,640.50	0.10 %
Fixed bonds		XS2682093526	RAIFFEISEN BANK INTL RBLAV 6 09/15/28	EUR	7,100,000	7,100,000			99.239000	7,045,969.00	0.14 %
Fixed bonds		XS2207857421	RAIFFEISEN BANK INTL RBLAV 6 PERP	Y EUR	1,600,000				77.167000	1,234,672.00	0.02 %
Fixed bonds		XS1640667116	RAIFFEISEN BANK INTL RBLAV 8.659 PERP	Y EUR	3,200,000	6,400,000	3,200,000		86.110000	2,755,520.00	0.05 %
Fixed bonds		XS2348241048	RAIFFEISENBANK AS RABKAS 1 06/09/28	EUR	6,800,000		1,600,000		76.805000	5,222,740.00	0.10 %
Fixed bonds		FR0013241361	RCI BANQUE SA RENAUL 1 3/8 03/08/24	EUR	520,000				98.787000	513,692.40	0.01 %
Fixed bonds		XS2154441120	RED ELECTRICA CORP REESM 0 7/8 04/14/25	EUR	950,000				95.114000	903,583.00	0.02 %
Fixed bonds		FR0014003067	REGION OF ILE DE FRANCE IDF 0 04/20/28	EUR	6,400,000				84.759000	5,424,576.00	0.11 %
Fixed bonds		FR0013183167	REGION OF ILE DE FRANCE IDF 0 1/2 06/14/25	EUR	1,800,000				94.473000	1,700,514.00	0.03 %
Fixed bonds		FR0012685691	REGION OF ILE DE FRANCE IDF 0 5/8 04/23/27	EUR	500,000				89.906000	449,530.00	0.01 %
Fixed bonds		XS1195216707	REGION STOCKHOLM STOCKL 0 3/4 02/26/25	EUR	5,300,000				95.565000	5,064,945.00	0.10 %
Fixed bonds		BE6313645127	REGION WALLONNE WALLOO 0 1/4 05/03/26	EUR	3,400,000				91.453000	3,109,402.00	0.06 %
Fixed bonds		BE0002816974	REGION WALLONNE WALLOO 0 3/8 10/22/31	EUR	8,000,000				76.282000	6,102,560.00	0.12 %
Fixed bonds		XS2126161764	RELX FINANCE BV RELLN 0 1/2 03/10/28	EUR	2,000,000				85.691160	1,713,823.20	0.03 %
Fixed bonds		XS1793224632	RELX FINANCE BV RELLN 1 1/2 05/13/27	EUR	1,000,000		1,000,000		91.622140	916,221.40	0.02 %
Fixed bonds		FR0013451416	RENAULT SA RENAUL 1 1/8 10/04/27	EUR	2,000,000				85.318000	1,706,360.00	0.03 %
Fixed bonds		XS2242921711	RENTOKIL INITIAL PLC RTOLN 0 1/2 10/14/28	EUR	1,200,000		500,000		83.010980	996,131.76	0.02 %
Fixed bonds		AT0000A2NW83	REPUBLIC OF AUSTRIA RAGB 0 02/20/31	EUR	9,000,000	9,000,000			77.761310	6,998,517.90	0.14 %
Fixed bonds		AT0000A269M8	REPUBLIC OF AUSTRIA RAGB 0 1/2 02/20/29	EUR	5,000,000		3,000,000		86.116000	4,305,800.00	0.08 %
Fixed bonds		AT0000A2WSC8	REPUBLIC OF AUSTRIA RAGB 0 9 02/20/32	EUR	29,000,000		6,000,000		81.285160	23,572,696.40	0.46 %
Fixed bonds		XS2181347183	REPUBLIC OF ESTONIA ESTONI 0 1/8 06/10/30	EUR	1,700,000				77.730000	1,321,410.00	0.03 %
Fixed bonds		XS2532370231	REPUBLIC OF ESTONIA ESTONI 4 10/12/32	EUR	11,500,000	11,500,000			99.427000	11,434,105.00	0.22 %
Fixed bonds		XS2293755125	REPUBLIC OF ICELAND ICELND 0 04/15/28	EUR	8,120,000				82.761000	6,720,193.20	0.13 %
Fixed bonds		XS2420426038	REPUBLIC OF LATVIA LATVIA 0 1/4 01/23/30	EUR	3,200,000				78.042000	2,497,344.00	0.05 %
Fixed bonds		SI0002104105	REPUBLIKA SLOVENIJA SLOREP 0 02/12/31	EUR	2,600,000				76.028000	1,976,728.00	0.04 %
Fixed bonds		XS2332306344	REXEL SA RXLFP 2 1/8 06/15/28	EUR	1,450,000		500,000		87.527000	1,269,141.50	0.02 %

Type of security	OGAW/\$ 166	ISIN	Security title	Currency	Volume Units/Nom.	Purchases In period under review Units/Nom.	Sales Under review Units/Nom.	Pool-/ ILB Factor	Price	Market value in EUR	Share of fund assets
Fixed bonds		XS1495631993	RLB OBEROESTERREICH RFLBOB 0 3/8 09/28/26	EUR	1,300,000				90.191270	1,172,486.51	0.02 %
Fixed bonds		XS2629470506	ROBERT BOSCH GMBH RBOSGR 3 5/8 06/02/27	EUR	4,100,000	4,100,000			98.515580	4,039,138.78	0.08 %
Fixed bonds		XS2629468278	ROBERT BOSCH GMBH RBOSGR 3 5/8 06/02/30	EUR	3,500,000	3,500,000			96.248400	3,368,694.00	0.07 %
Fixed bonds		XS2629470845	ROBERT BOSCH GMBH RBOSGR 4 06/02/35	EUR	2,600,000	2,600,000			94.851700	2,466,144.20	0.05 %
Fixed bonds		XS2629470761	ROBERT BOSCH GMBH RBOSGR 4 3/8 06/02/43	EUR	2,000,000	2,000,000			92.357220	1,847,144.40	0.04 %
Fixed bonds		XS2436159847	ROYAL BANK OF CANADA RY 0 1/8 04/26/27	EUR	8,000,000				87.528090	7,002,247.20	0.14 %
Fixed bonds		XS2393518910	ROYAL BANK OF CANADA RY 0.01 10/05/28	EUR	10,000,000				82.501900	8,250,190.00	0.16 %
Fixed bonds		XS2644756608	ROYAL BANK OF CANADA RY 4 1/8 07/05/28	EUR	3,500,000	4,300,000	800,000		98.075730	3,432,650.55	0.07 %
Fixed bonds		XS2696780464	ROYAL BANK OF CANADA RY 4 3/8 10/02/30	EUR	2,400,000	2,400,000			98.442000	2,362,608.00	0.05 %
Fixed bonds		FR0013152899	RTE RESEAU DE TRANSPORT RTEFRA 1 10/19/26	EUR	3,000,000				91.736750	2,752,102.50	0.05 %
Fixed bonds		FR001400J150	RTE RESEAU DE TRANSPORT RTEFRA 3 3/4 07/04/35	EUR	2,700,000	2,700,000			94.695800	2,556,786.60	0.05 %
Fixed bonds		XS2305600723	SANTAN CONSUMER FINANCE SANSFC 0 02/23/26	EUR	5,500,000				90.210390	4,961,571.45	0.10 %
Fixed bonds		XS1956025651	SANTAN CONSUMER FINANCE SANSFC 1 02/27/24	EUR	600,000				98.708000	592,248.00	0.01 %
Fixed bonds		XS2124046918	SANTANDER CONSUMER BANK SCBNOR 0 1/8 02/25/25	EUR	2,100,000				94.092670	1,975,946.07	0.04 %
Fixed bonds		XS2676395077	SARTORIUS FINANCE BV SRTGR 4 3/8 09/14/29	EUR	800,000	800,000			98.851000	790,808.00	0.02 %
Fixed bonds		XS2676395408	SARTORIUS FINANCE BV SRTGR 4 7/8 09/14/35	EUR	1,000,000	1,000,000			97.402000	974,020.00	0.02 %
Fixed bonds		FR001400DTA3	SCHNEIDER ELECTRIC SE SUPP 3 1/2 11/09/32	EUR	1,000,000	2,000,000	1,000,000		95.361180	953,611.80	0.02 %
Fixed bonds		XS2081491727	SERVICIOS MEDIO AMBIENTE FCCSER 0.815 12/04/23	EUR	500,000				99.319000	496,595.00	0.01 %
Fixed bonds		XS2081500907	SERVICIOS MEDIO AMBIENTE FCCSER 1.661 12/04/26	EUR	2,550,000				91.161230	2,324,611.37	0.05 %
Fixed bonds		XS2332234413	SGS NEDERLAND HLDG BV SGSNVX 0 1/8 04/21/27	EUR	5,000,000				86.848670	4,342,433.50	0.09 %
Fixed bonds		XS2601459162	SIEMENS ENERGY FINAN BV SIENFI 4 1/4 04/05/29	EUR	1,800,000	1,800,000			94.117970	1,694,123.46	0.03 %
Fixed bonds		XS2182054887	SIEMENS FINANCIERINGSMAT SIEGR 0 3/8 06/05/26	EUR	2,400,000				91.221870	2,189,324.88	0.04 %
Fixed bonds		XS2446844594	SIEMENS FINANCIERINGSMAT SIEGR 1 02/25/30	EUR	2,400,000		4,000,000		83.793210	2,011,037.04	0.04 %
Fixed bonds		XS2526839506	SIEMENS FINANCIERINGSMAT SIEGR 3 09/08/33	EUR	2,400,000				91.560980	2,197,463.52	0.04 %
Fixed bonds		XS2589792220	SIEMENS FINANCIERINGSMAT SIEGR 3 1/2 02/24/36	EUR	2,100,000	2,100,000			91.924000	1,930,404.00	0.04 %
Fixed bonds		XS2589790018	SIEMENS FINANCIERINGSMAT SIEGR 3 5/8 02/24/43	EUR	5,500,000	5,500,000			87.328020	4,803,041.10	0.09 %
Fixed bonds		XS2616008541	SIKA CAPITAL BV SIKASW 3 3/4 11/03/26	EUR	6,670,000	6,670,000			98.896870	6,596,421.23	0.13 %
Fixed bonds		XS2020568734	SKANDINAVISKA ENSKILDA SEB 0.05 07/01/24	EUR	2,750,000				96.991000	2,667,252.50	0.05 %
Fixed bonds		XS1849518276	SMURFIT KAPPA ACQUISITIO SKGID 2 7/8 01/15/26	EUR	2,700,000				96.746250	2,612,148.75	0.05 %
Fixed bonds		XS2388182573	SMURFIT KAPPA TREASURY SKGID 0 1/2 09/22/29	EUR	2,000,000				79.630830	1,592,616.60	0.03 %
Fixed bonds		XS2300208928	SNAM SPA SRGIM 0 08/15/25	EUR	1,600,000		800,000		92.426450	1,478,823.20	0.03 %
Fixed bonds		XS1505573482	SNAM SPA SRGIM 0 7/8 10/25/26	EUR	800,000				90.476910	723,815.28	0.01 %
Fixed bonds		XS1186684137	SNCF RESEAU RESFER 1 1/8 05/25/30	EUR	2,200,000				84.855000	1,866,810.00	0.04 %
Fixed bonds		XS1514051694	SNCF RESEAU RESFER 1 11/09/31	EUR	1,000,000				80.805000	808,050.00	0.02 %
Fixed bonds		FR0014006UI2	SOCIETE GENERALE SFH SOCSFH 0.01 12/02/26	EUR	11,000,000				89.019160	9,792,107.60	0.19 %
Fixed bonds		FR0014001GA9	SOCIETE GENERALE SOCGEN 0 1/2 06/12/29	EUR	3,000,000				81.011370	2,430,341.10	0.05 %
Fixed bonds		FR0014006XA3	SOCIETE GENERALE SOCGEN 0 5/8 12/02/27	EUR	6,000,000				87.358460	5,241,507.60	0.10 %
Fixed bonds		FR0013518057	SOCIETE GENERALE SOCGEN 1 1/4 06/12/30	EUR	700,000				78.955470	552,688.29	0.01 %
Fixed bonds		FR0013509098	SOCIETE GENERALE SOCGEN 1 1/8 04/21/26	EUR	1,000,000				94.655710	946,557.10	0.02 %
Fixed bonds		FR001400EHG3	SOCIETE GENERALE SOCGEN 4 1/4 12/06/30	EUR	900,000	900,000			94.271270	848,441.43	0.02 %
Fixed bonds		FR001400DZM5	SOCIETE GENERALE SOCGEN 4 11/16/27	EUR	2,500,000	2,500,000			98.286470	2,457,161.75	0.05 %
Fixed bonds		FR001400IDY6	SOCIETE GENERALE SOCGEN 5 5/8 06/02/33	EUR	1,100,000	1,100,000			94.947820	1,044,426.02	0.02 %
Fixed bonds		BE6309987400	SOLVAY SA SOLBBB 4 1/4 PERP	Y EUR	200,000				99.377000	198,754.00	0.00 %
Fixed bonds		XS2234568983	SPAREBANK 1 BOLIGKREDDIT SPABOL 0.01 09/22/27	EUR	2,000,000				86.007890	1,720,157.80	0.03 %
Fixed bonds		XS2303089697	SPAREBANK 1 SMN MINGNO 0.01 02/18/28	EUR	3,600,000				82.761390	2,979,410.04	0.06 %
Fixed bonds		XS2397352233	SPAREBANKEN VEST BOLIGKR SVEGNO 0.01 11/11/26	EUR	11,000,000				89.013480	9,791,482.80	0.19 %
Fixed bonds		XS2156787090	SSE PLC SSELN 1 1/4 04/16/25	EUR	3,500,000				95.439990	3,340,399.65	0.07 %
Fixed bonds		XS2510903862	SSE PLC SSELN 2 7/8 08/01/29	EUR	2,600,000				93.107700	2,420,800.20	0.05 %
Fixed bonds		XS2439704318	SSE PLC SSELN 4 PERP	Y EUR	4,100,000				91.814500	3,764,394.50	0.07 %
Fixed bonds		XS1788494257	STATNETT SF STATNE 0 7/8 03/08/25	EUR	3,688,000	3,688,000			95.319620	3,515,387.59	0.07 %

Type of security	OGAW/\$ 166	ISIN	Security title	Currency	Volume Units/Nom.	Purchases In period under review Units/Nom.	Sales Under review Units/Nom.	Pool-/ ILB Factor	Price	Market value in EUR	Share of fund assets
Fixed bonds		XS2079678400	STEDIN HOLDING NV STEDIN 0 1/2 11/14/29	EUR	2,300,000				80.632530	1,854,548.19	0.04 %
Fixed bonds		XS2407985220	STEDIN HOLDING NV STEDIN 0 11/16/26	EUR	7,300,000				88.123660	6,433,027.18	0.13 %
Fixed bonds		XS2265360359	STORA ENSO OYJ STERV 0 5/8 12/02/30	EUR	1,100,000				74.977560	824,753.16	0.02 %
Fixed bonds		XS2629064267	STORA ENSO OYJ STERV 4 1/4 09/01/29	EUR	3,500,000	3,500,000			96.871080	3,390,487.80	0.07 %
Fixed bonds		XS2550866801	SUDZUCKER INT FINANCE SZUGR 5 1/8 10/31/27	EUR	4,200,000	4,200,000			101.597000	4,267,074.00	0.08 %
Fixed bonds		XS2013536029	SVENSKA HANDELSBANKEN AB SHBASS 0 1/8 06/18/24	EUR	900,000				97.191000	874,719.00	0.02 %
Fixed bonds		XS2404629235	SVENSKA HANDELSBANKEN AB SHBASS 0 1/8 11/03/26	EUR	8,300,000				88.355790	7,333,530.57	0.14 %
Fixed bonds		XS2265968284	SVENSKA HANDELSBANKEN AB SHBASS 0.01 12/02/27	EUR	4,100,000				84.189110	3,451,753.51	0.07 %
Fixed bonds		XS2197348597	TAKEDA PHARMACEUTICAL TACHEM 1 07/09/29	EUR	4,700,000		2,000,000		83.606650	3,929,512.55	0.08 %
Fixed bonds		SK4000018925	TATRA BANKA AS TATSK 0 1/2 04/23/28	EUR	5,900,000		1,200,000		80.297000	4,737,523.00	0.09 %
Fixed bonds		XS1907150780	TELE2 AB TELBSS 2 1/8 05/15/28	EUR	890,000				90.796150	808,085.74	0.02 %
Fixed bonds		XS2623868994	TELE2 AB TELBSS 3 3/4 11/22/29	EUR	1,200,000	1,200,000			96.204280	1,154,451.36	0.02 %
Fixed bonds		XS2293060658	TELEFONICA EUROPE BV TELEFO 2.376 PERP	Y EUR	1,600,000				78.250000	1,252,000.00	0.02 %
Fixed bonds		XS1795406575	TELEFONICA EUROPE BV TELEFO 3 PERP	Y EUR	100,000		200,000		99.186000	99,186.00	0.00 %
Fixed bonds		XS2001737324	TELENOR ASA TELNO 0 3/4 05/31/26	EUR	3,000,000				91.656680	2,749,700.40	0.05 %
Fixed bonds		FR0013346822	TELEPERFORMANCE RCFPP 1 7/8 07/02/25	EUR	1,200,000				95.199590	1,142,395.08	0.02 %
Fixed bonds		XS1851313863	TELFONICA DEUTSCH FINAN ODGR 1 3/4 07/05/25	EUR	2,800,000				95.327960	2,669,182.88	0.05 %
Fixed bonds		XS2262065159	TENNET HOLDING BV TENN 0 1/8 11/30/32	EUR	2,800,000				82.542900	2,311,201.20	0.05 %
Fixed bonds		XS2406569579	TENNET HOLDING BV TENN 0 7/8 06/16/35	EUR	1,500,000		6,700,000		82.371830	1,235,577.45	0.02 %
Fixed bonds		XS1632897929	TENNET HOLDING BV TENN 1 3/8 06/26/29	EUR	4,000,000				89.017610	3,560,704.40	0.07 %
Fixed bonds		XS2207430120	TENNET HOLDING BV TENN 2.374 PERP	Y EUR	2,550,000				94.203000	2,402,176.50	0.05 %
Fixed bonds		XS2549543499	TENNET HOLDING BV TENN 4 1/2 10/28/34	EUR	8,500,000	8,500,000			103.496890	8,797,235.65	0.17 %
Fixed bonds		XS2549715618	TENNET HOLDING BV TENN 4 3/4 10/28/42	EUR	7,200,000	7,200,000			103.688840	7,465,596.48	0.15 %
Fixed bonds		XS2437854487	TERNA RETE ELETTRICA TRNIM 2 3/8 PERP	Y EUR	2,800,000				85.790000	2,402,120.00	0.05 %
Fixed bonds		XS2607193435	TERNA RETE ELETTRICA TRNIM 3 5/8 04/21/29	EUR	2,100,000	5,300,000	3,200,000		96.526860	2,027,064.06	0.04 %
Fixed bonds		XS2289877941	TESCO CORP TREASURY SERV TSCOLN 0 3/8 07/27/29	EUR	2,350,000				78.570700	1,846,411.45	0.04 %
Fixed bonds		XS2438026440	THAMES WATER UTIL FIN THAMES 0 7/8 01/31/28	EUR	3,700,000		800,000		81.487510	3,015,037.87	0.06 %
Fixed bonds		XS2576550672	THAMES WATER UTIL FIN THAMES 4 3/8 01/18/31	EUR	2,200,000	5,000,000	2,800,000		87.792470	1,931,434.34	0.04 %
Fixed bonds		XS2407914394	THERMO FISHER SC FNCE I TMO 0 11/18/25	EUR	2,500,000				91.748070	2,293,701.75	0.05 %
Fixed bonds		XS2366415110	THERMO FISHER SC FNCE I TMO 1 1/8 10/18/33	EUR	400,000		2,000,000		74.489250	297,957.00	0.01 %
Fixed bonds		XS2366415201	THERMO FISHER SC FNCE I TMO 1 5/8 10/18/41	EUR	4,500,000		2,000,000		63.031450	2,836,415.25	0.06 %
Fixed bonds		XS2557526345	THERMO FISHER SCIENTIFIC TMO 3.65 11/21/34	EUR	2,700,000	2,700,000			93.358370	2,520,675.99	0.05 %
Fixed bonds		XS1716212243	TITAN GLOBAL FINANCE PLC TITKGA 2 3/8 11/16/24	EUR	1,000,000				97.195000	971,950.00	0.02 %
Fixed bonds		XS1832967019	TORONTO-DOMINION BANK TD 0 5/8 06/06/25	EUR	5,100,000				94.504130	4,819,710.63	0.09 %
Fixed bonds		XS2508690612	TORONTO-DOMINION BANK TD 1.707 07/28/25	EUR	12,000,000				95.960460	11,515,255.20	0.23 %
Fixed bonds		XS2338955805	TOYOTA MOTOR CREDIT CORP TOYOTA 0 1/8 11/05/27	EUR	500,000				85.182380	425,911.90	0.01 %
Fixed bonds		XS2655865546	TOYOTA MOTOR CREDIT CORP TOYOTA 3.85 07/24/30	EUR	3,300,000	3,300,000			97.478560	3,216,792.48	0.06 %
Fixed bonds		XS2597093009	TOYOTA MOTOR CREDIT CORP TOYOTA 4.05 09/13/29	EUR	1,600,000	1,600,000			98.985430	1,583,766.88	0.03 %
Fixed bonds		XS2400997131	TOYOTA MOTOR FINANCE BV TOYOTA 0 10/27/25	EUR	3,500,000				91.673120	3,208,559.20	0.06 %
Fixed bonds		XS1997077364	TRANSURBAN FINANCE CO TCLAU 1.45 05/16/29	EUR	900,000				85.419430	768,774.87	0.02 %
Fixed bonds		XS2152883406	TRANSURBAN FINANCE CO TCLAU 3 04/08/30	EUR	1,750,000				91.043500	1,593,261.25	0.03 %
Fixed bonds		DE000A3KNP88	TRATON FINANCE LUX SA TRAGR 0 1/8 03/24/25	EUR	1,300,000				93.570880	1,216,421.44	0.02 %
Fixed bonds		DE000A3KNP96	TRATON FINANCE LUX SA TRAGR 0 3/4 03/24/29	EUR	2,500,000				81.125870	2,028,146.75	0.04 %
Fixed bonds		DE000A3LHK80	TRATON FINANCE LUX SA TRAGR 4 1/4 05/16/28	EUR	4,800,000	4,800,000			97.680910	4,688,683.68	0.09 %
Fixed bonds		AT0000A2QS11	UBM DEVELOPMENT AG UBSAV 3 1/8 05/21/26	EUR	4,250,000				82.471000	3,505,017.50	0.07 %
Fixed bonds		XS2326546350	UBS AG LONDON UBS 0 1/2 03/31/31	EUR	1,100,000		1,000,000		74.440200	818,842.20	0.02 %
Fixed bonds		CH0520042489	UBS GROUP AG UBS 0 1/4 01/29/26	EUR	2,000,000		2,900,000		93.957250	1,879,145.00	0.04 %
Fixed bonds		CH1142231682	UBS GROUP AG UBS 0 1/4 11/03/26	EUR	2,400,000				90.517570	2,172,421.68	0.04 %
Fixed bonds		CH1255915014	UBS GROUP AG UBS 4 3/4 03/17/32	EUR	1,800,000	1,800,000			96.394930	1,735,108.74	0.03 %
Fixed bonds		CH1255915006	UBS GROUP AG UBS 4 5/8 03/17/28	EUR	4,600,000	7,000,000	2,400,000		98.590020	4,535,140.92	0.09 %

Type of security	OGAW/S 166	ISIN	Security title	Currency	Volume Units/Nom.	Purchases In period under review	Sales Under/Nom.	Pool-/ILB Factor	Price	Market value in EUR	Share of fund assets
Fixed bonds		BE0002784651	UCB SA UCBBB 1 03/30/28	EUR	4,800,000				84.069000	4,035,312.00	0.08 %
Fixed bonds		FR0013369758	UNEDIC UNEDIC 0 7/8 05/25/28	EUR	1,500,000				88.693000	1,330,395.00	0.03 %
Fixed bonds		FR0014002P50	UNEDIC UNEDIC 0.01 05/25/31	EUR	15,000,000				76.707000	11,506,050.00	0.23 %
Fixed bonds		FR0014000UC8	UNIBAIL-RODAMCO-WESTFLD ULFP 0 5/8 05/04/27	EUR	1,500,000				86.450870	1,296,763.05	0.03 %
Fixed bonds		FR0013332988	UNIBAIL-RODAMCO-WESTFLD ULFP 1 1/8 09/15/25	EUR	1,000,000				94.150990	941,509.90	0.02 %
Fixed bonds		DE000HV2AYS3	UNICREDIT BANK AG HVB 0 3/8 01/17/33	EUR	8,000,000				74.091020	5,927,281.60	0.12 %
Fixed bonds		DE000HV2AYD5	UNICREDIT BANK AG HVB 0.01 03/10/31	EUR	7,000,000				76.608870	5,362,620.90	0.11 %
Fixed bonds		DE000HV2AY79	UNICREDIT BANK AG HVB 2 3/4 02/27/26	EUR	11,100,000	11,100,000			97.560600	10,829,226.60	0.21 %
Fixed bonds		AT000B049739	UNICREDIT BK AUSTRIA AG BACA 0 5/8 01/16/26	EUR	1,600,000				92.760940	1,484,175.04	0.03 %
Fixed bonds		XS2055089457	UNICREDIT SPA UCGIM 2 09/23/29	EUR	3,000,000				95.335000	2,860,050.00	0.06 %
Fixed bonds		XS2101558307	UNICREDIT SPA UCGIM 2.731 01/15/32	EUR	2,800,000		800,000		87.589000	2,452,492.00	0.05 %
Fixed bonds		XS2591848192	UNILEVER FINANCE UNANA 3 1/2 02/23/35	EUR	2,830,000	2,830,000			93.955400	2,658,937.82	0.05 %
Fixed bonds		XS2320759538	VERIZON COMMUNICATIONS VZ 0 3/8 03/22/29	EUR	1,000,000	1,000,000			80.616750	806,167.50	0.02 %
Fixed bonds		XS1405766897	VERIZON COMMUNICATIONS VZ 0 7/8 04/02/25	EUR	800,000				95.279650	762,237.20	0.01 %
Fixed bonds		XS2176560444	VERIZON COMMUNICATIONS VZ 1.3 05/18/33	EUR	740,000		3,900,000		74.468790	551,069.05	0.01 %
Fixed bonds		XS2550881143	VERIZON COMMUNICATIONS VZ 4 1/4 10/31/30	EUR	4,300,000	4,300,000			98.085590	4,217,680.37	0.08 %
Fixed bonds		XS2550898204	VERIZON COMMUNICATIONS VZ 4 3/4 10/31/34	EUR	8,500,000	8,500,000			99.256160	8,436,773.60	0.17 %
Fixed bonds		XS2597973812	VESTAS WIND SYSTEMS A/S WWSDC 4 1/8 06/15/26	EUR	5,000,000	5,000,000			99.211670	4,960,583.50	0.10 %
Fixed bonds		XS2449928543	VESTAS WIND SYSTEMS FINA WWSDC 1 1/2 06/15/29	EUR	2,400,000		3,000,000		86.059850	2,065,436.40	0.04 %
Fixed bonds		XS2449929517	VESTAS WIND SYSTEMS FINA WWSDC 2 06/15/34	EUR	4,300,000				78.768760	3,387,056.68	0.07 %
Fixed bonds		FR001400D8K2	VINCI SA DGFP 3 3/8 10/17/32	EUR	2,400,000	3,200,000	800,000		93.771870	2,250,524.88	0.04 %
Fixed bonds		FR0013424876	VIVENDI SA VIVFP 1 1/8 12/11/28	EUR	2,500,000				86.500870	2,162,521.75	0.04 %
Fixed bonds		XS1721422068	VODAFONE GROUP PLC VOD 1 7/8 11/20/29	EUR	900,000				87.054550	783,490.95	0.02 %
Fixed bonds		XS2560495462	VODAFONE INTERNAT FINANC VOD 3 1/4 03/02/29	EUR	1,300,000	1,300,000			95.235430	1,238,060.59	0.02 %
Fixed bonds		XS2586851300	VODAFONE INTERNAT FINANC VOD 4 02/10/43	EUR	2,150,000	2,150,000			87.641720	1,884,296.98	0.04 %
Fixed bonds		AT0000A27LQ1	VOESTALPINE AG VOEAV 1 3/4 04/10/26	EUR	6,200,000		400,000		93.792000	5,815,104.00	0.11 %
Fixed bonds		XS2521820048	VOLVO TREASURY AB VLVY 2 08/19/27	EUR	2,700,000				92.406940	2,494,987.38	0.05 %
Fixed bonds		DE000A3MP4V7	VONOVIA SE ANNGR 0 3/4 09/01/32	EUR	1,500,000		11,600,000		67.932350	1,018,985.25	0.02 %
Fixed bonds		DE000A3E5MK0	VONOVIA SE ANNGR 1 1/2 06/14/41	EUR	3,700,000				53.445390	1,977,479.43	0.04 %
Fixed bonds		DE000A3MQS64	VONOVIA SE ANNGR 1 7/8 06/28/28	EUR	700,000				86.511990	605,583.93	0.01 %
Fixed bonds		DE000A30VQB2	VONOVIA SE ANNGR 5 11/23/30	EUR	700,000	2,400,000	1,700,000		97.481800	682,372.60	0.01 %
Fixed bonds		SK4000018693	VSEOBECNA UVEROVA BANKA VUBSK 0.01 03/24/26	EUR	9,100,000				90.126760	8,201,535.16	0.16 %
Fixed bonds		AT0000A2GLA0	WIENERBERGER AG WIEAV 2 3/4 06/04/25	EUR	9,800,000				96.465000	9,453,570.00	0.19 %
Fixed bonds		XS2530756191	WOLTERS KLUWER NV WKLNA 3 09/23/26	EUR	1,340,000				97.369570	1,304,752.24	0.03 %
Fixed bonds		XS2592516210	WOLTERS KLUWER NV WKLNA 3 3/4 04/03/31	EUR	3,100,000	3,100,000			96.326080	2,986,108.48	0.06 %
Fixed bonds		XS1794084068	WPP FINANCE 2016 WPPLN 1 3/8 03/20/25	EUR	800,000				95.663840	765,310.72	0.02 %
Fixed bonds		XS2010039381	ZF EUROPE FINANCE BV ZFFNGR 2 02/23/26	EUR	400,000				91.254000	365,016.00	0.01 %
Fixed bonds		FR0014001L06	AGENCE FRANCAISE DEVELOP AGFRNC 0 5/8 01/22/26	USD	2,800,000				89.883000	2,382,584.49	0.05 %
Fixed bonds		US031162DP23	AMGEN INC AMGN 5.15 03/02/28	USD	2,000,000	2,000,000			98.420000	1,863,485.75	0.04 %
Fixed bonds		US045167EY59	ASIAN DEVELOPMENT BANK ASIA 0 3/4 10/08/30	USD	1,300,000				76.128000	936,915.65	0.02 %
Fixed bonds		US045167EW93	ASIAN DEVELOPMENT BANK ASIA 0 3/8 09/03/25	USD	6,200,000				91.273000	5,357,309.48	0.11 %
Fixed bonds		US045167FB48	ASIAN DEVELOPMENT BANK ASIA 1 1/2 03/04/31	USD	3,500,000				79.757000	2,642,710.40	0.05 %
Fixed bonds		US045167FF51	ASIAN DEVELOPMENT BANK ASIA 1 1/4 06/09/28	USD	7,500,000				85.220000	6,050,837.83	0.12 %
Fixed bonds		US045167DR18	ASIAN DEVELOPMENT BANK ASIA 1 3/4 08/14/26	USD	2,150,000				91.585000	1,864,127.14	0.04 %
Fixed bonds		US045167EP43	ASIAN DEVELOPMENT BANK ASIA 1 3/4 09/19/29	USD	4,500,000				84.646000	3,606,049.42	0.07 %
Fixed bonds		US045167ER09	ASIAN DEVELOPMENT BANK ASIA 1 7/8 01/24/30	USD	8,000,000				84.104000	6,369,705.58	0.12 %
Fixed bonds		US045167CW12	ASIAN DEVELOPMENT BANK ASIA 2 01/22/25	USD	2,180,000				95.631000	1,973,639.88	0.04 %
Fixed bonds		US045167EG44	ASIAN DEVELOPMENT BANK ASIA 2 3/4 01/19/28	USD	4,250,000				92.040000	3,703,209.32	0.07 %
Fixed bonds		US045167DU47	ASIAN DEVELOPMENT BANK ASIA 2 5/8 01/12/27	USD	1,700,000				93.179000	1,499,614.69	0.03 %
Fixed bonds		US045167FN85	ASIAN DEVELOPMENT BANK ASIA 3 1/8 04/27/32	USD	4,500,000				88.486000	3,769,639.31	0.07 %

Type of security	OGAW/\$ 166	ISIN	Security title	Currency	Volume Units/Nom.	Purchases In period under review Units/Nom.	Sales Under review Units/Nom.	Pool/ ILB Factor	Price	Market value in EUR	Share of fund assets
Fixed bonds		US045167EJ82	ASIAN DEVELOPMENT BANK ASIA 3 1/8 09/26/28	USD	3,000,000				92.671000	2,631,951.15	0.05 %
Fixed bonds		US04517PBT84	ASIAN DEVELOPMENT BANK ASIA 3 7/8 06/14/33	USD	3,400,000	3,400,000			93.134000	2,997,780.93	0.06 %
Fixed bonds		US045167FT55	ASIAN DEVELOPMENT BANK ASIA 3 7/8 09/28/32	USD	3,600,000				93.442000	3,184,618.01	0.06 %
Fixed bonds		US045167FV02	ASIAN DEVELOPMENT BANK ASIA 4 01/12/33	USD	19,000,000	19,000,000			94.252000	16,953,403.39	0.33 %
Fixed bonds		US00206RMJ85	AT&T INC T 0.9 03/25/24	USD	800,000				97.485000	738,312.98	0.01 %
Fixed bonds		US00206RML32	AT&T INC T 1.7 03/25/26	USD	5,000,000				90.697000	4,293,145.89	0.08 %
Fixed bonds		US05964HAN52	BANCO SANTANDER SA SANTAN 1.722 09/14/27	USD	2,400,000				87.272000	1,982,891.22	0.04 %
Fixed bonds		USC0574BAA64	BANK OF NOVA SCOTIA BNS 1.188 10/13/26	USD	5,000,000				88.260000	4,177,790.40	0.08 %
Fixed bonds		US06738EBU82	BARCLAYS PLC BACR 2.279 11/24/27	USD	2,700,000				87.896000	2,246,702.64	0.04 %
Fixed bonds		BE6322164920	BELGIUM KINGDOM BELG 1 05/28/30	USD	2,300,000				77.589000	1,689,431.98	0.03 %
Fixed bonds		USU09513JJ95	BMW US CAPITAL LLC BMW 3 1/4 04/01/25	USD	1,100,000				96.634000	1,006,318.28	0.02 %
Fixed bonds		XS2259866577	BNG BANK NV BNG 0 1/2 11/24/25	USD	2,700,000				90.464000	2,312,343.08	0.05 %
Fixed bonds		XS2065581212	BNG BANK NV BNG 1 1/2 10/16/24	USD	2,000,000				95.702000	1,812,023.10	0.04 %
Fixed bonds		XS1956184532	BNG BANK NV BNG 2 5/8 02/27/24	USD	3,800,000				98.767000	3,553,106.13	0.07 %
Fixed bonds		XS2624016932	BNG BANK NV BNG 3 1/2 05/19/28	USD	4,000,000	4,000,000			94.208000	3,567,471.36	0.07 %
Fixed bonds		US09659X2U58	BNP PARIBAS BNP 5 1/8 01/13/29	USD	2,500,000	2,500,000			96.383000	2,281,146.45	0.04 %
Fixed bonds		US05584KAK43	BPCE SA BPCEGP 2.045 10/19/27	USD	2,250,000				87.791000	1,870,015.62	0.04 %
Fixed bonds		US110709AD48	BRITISH COLUMBIA PROV OF BRCOL 1 3/4 09/27/24	USD	2,000,000				96.213000	1,821,698.38	0.04 %
Fixed bonds		US110709AE21	BRITISH COLUMBIA PROV OF BRCOL 1.3 01/29/31	USD	12,300,000				77.810000	9,060,522.58	0.18 %
Fixed bonds		US11070TAM09	BRITISH COLUMBIA PROV OF BRCOL 4.2 07/06/33	USD	3,000,000	3,000,000			93.539000	2,656,603.24	0.05 %
Fixed bonds		US110709DL37	BRITISH COLUMBIA PROV OF BRCOL 6 1/2 01/15/26	USD	1,900,000				102.249000	1,839,184.89	0.04 %
Fixed bonds		XS2345996230	CAISSE D'AMORT DETTE SOC CADES 0 3/8 05/27/24	USD	4,300,000				96.586000	3,931,835.65	0.08 %
Fixed bonds		XS2233264550	CAISSE D'AMORT DETTE SOC CADES 0 3/8 09/23/25	USD	4,500,000				90.913000	3,873,033.23	0.08 %
Fixed bonds		XS2300334476	CAISSE D'AMORT DETTE SOC CADES 0 5/8 02/18/26	USD	3,800,000				89.819000	3,231,205.15	0.06 %
Fixed bonds		XS2416456148	CAISSE D'AMORT DETTE SOC CADES 1 1/8 11/29/24	USD	4,200,000				94.864000	3,771,928.43	0.07 %
Fixed bonds		XS2247546711	CAISSE D'AMORT DETTE SOC CADES 1 10/21/30	USD	5,500,000				76.620000	3,989,491.62	0.08 %
Fixed bonds		XS2436433333	CAISSE D'AMORT DETTE SOC CADES 2 1/8 01/26/32	USD	12,000,000	2,000,000			80.813000	9,180,687.30	0.18 %
Fixed bonds		XS1046806821	CAISSE D'AMORT DETTE SOC CADES 3 3/8 03/20/24	USD	4,000,000				98.959000	3,747,382.37	0.07 %
Fixed bonds		US427028AB18	CANADA GOVERNMENT CANADA 0 3/4 05/19/26	USD	9,000,000				89.680000	7,641,011.08	0.15 %
Fixed bonds		US135087Q560	CANADA GOVERNMENT CANADA 3 3/4 04/26/28	USD	9,000,000	9,000,000			95.911000	8,171,911.39	0.16 %
Fixed bonds		US74977SDN99	COOPERATIEVE RABOBANK UA RABOBK 3.649 04/06/28	USD	2,000,000				91.622000	1,734,772.32	0.03 %
Fixed bonds		US222213AU49	COUNCIL OF EUROPE COE 1 3/8 02/27/25	USD	1,850,000				94.501000	1,655,087.10	0.03 %
Fixed bonds		USU2340BAF41	DAIMLER TRUCK FINAN NA DTRGR 2 12/14/26	USD	1,600,000				89.040000	1,348,707.75	0.03 %
Fixed bonds		DE000A3TOYD4	DEUT PFANDBRIEFBANK AG PBBGR 1 7/8 02/14/25	USD	7,000,000				94.513000	6,263,286.94	0.12 %
Fixed bonds		XS2258448526	EUROFIMA EUROF 0 3/8 11/16/23	USD	2,600,000				99.346000	2,445,324.25	0.05 %
Fixed bonds		US29874QEG55	EUROPEAN BK RECON & DEV EBRD 0 1/2 05/19/25	USD	3,600,000				92.447000	3,150,707.19	0.06 %
Fixed bonds		US298785JH03	EUROPEAN INVESTMENT BANK EIB 0 3/4 09/23/30	USD	4,000,000				76.697000	2,904,364.29	0.06 %
Fixed bonds		US298785JK32	EUROPEAN INVESTMENT BANK EIB 0 3/8 03/26/26	USD	10,000,000				89.334000	8,457,256.46	0.17 %
Fixed bonds		US298785JM97	EUROPEAN INVESTMENT BANK EIB 0 3/8 07/24/24	USD	5,000,000				95.912000	4,539,998.11	0.09 %
Fixed bonds		US298785JL15	EUROPEAN INVESTMENT BANK EIB 1 1/4 02/14/31	USD	4,500,000				78.803000	3,357,128.66	0.07 %
Fixed bonds		US298785JB33	EUROPEAN INVESTMENT BANK EIB 1 5/8 03/14/25	USD	10,700,000				94.778000	9,600,725.17	0.19 %
Fixed bonds		US298785JN70	EUROPEAN INVESTMENT BANK EIB 1 5/8 05/13/31	USD	2,500,000				80.562000	1,906,702.64	0.04 %
Fixed bonds		US298785JA59	EUROPEAN INVESTMENT BANK EIB 1 5/8 10/09/29	USD	4,800,000				84.219000	3,827,049.13	0.08 %
Fixed bonds		US298785GS94	EUROPEAN INVESTMENT BANK EIB 1 7/8 02/10/25	USD	5,500,000				95.354000	4,964,943.67	0.10 %
Fixed bonds		US298785GQ39	EUROPEAN INVESTMENT BANK EIB 2 1/2 10/15/24	USD	1,500,000				96.927000	1,376,412.95	0.03 %
Fixed bonds		XS1811852109	EUROPEAN INVESTMENT BANK EIB 2 7/8 06/13/25	USD	1,800,000				96.098000	1,637,568.87	0.03 %
Fixed bonds		US298785JV96	EUROPEAN INVESTMENT BANK EIB 3 3/4 02/14/33	USD	20,000,000	20,000,000			92.673000	17,546,719.68	0.34 %
Fixed bonds		US298785DV50	EUROPEAN INVESTMENT BANK EIB 4 7/8 02/15/36	USD	2,000,000				99.962000	1,892,682.00	0.04 %
Fixed bonds		US459200KM24	IBM CORP IBM 2.2 02/09/27	USD	2,800,000				89.877000	2,382,425.45	0.05 %
Fixed bonds		US459200KW06	IBM CORP IBM 4 1/2 02/06/26	USD	3,360,000	3,360,000			97.678000	3,107,053.68	0.06 %

Type of security	OGAW/\$ 166	ISIN	Security title	Currency	Volume Units/Nom.	Purchases In period under review Units/Nom.	Sales Under review Units/Nom.	Pool- ILB Factor	Price	Market value in EUR	Share of fund assets
Fixed bonds		US459200KX88	IBM CORP IBM 4 1/2 02/06/28	USD	1,850,000	1,850,000			96.456000	1,689,326.90	0.03 %
Fixed bonds		USN4580HAC18	ING GROEP NV INTNED 1.4 07/01/26	USD	800,000				91.762000	694,969.23	0.01 %
Fixed bonds		USN4580HAA51	ING GROEP NV INTNED 4 5/8 01/06/26	USD	1,500,000				96.776000	1,374,268.67	0.03 %
Fixed bonds		US4581X0DQ82	INTER-AMERICAN DEVEL BK IADB 0 5/8 09/16/27	USD	4,500,000				85.218000	3,630,417.50	0.07 %
Fixed bonds		US4581X0DS49	INTER-AMERICAN DEVEL BK IADB 1 1/8 01/13/31	USD	4,200,000	4,200,000			77.734000	3,090,815.11	0.06 %
Fixed bonds		US4581X0EJ31	INTER-AMERICAN DEVEL BK IADB 3 1/2 04/12/33	USD	7,000,000	7,000,000			90.352000	5,987,541.42	0.12 %
Fixed bonds		US4581X0EF19	INTER-AMERICAN DEVEL BK IADB 3 1/2 09/14/29	USD	11,800,000				93.747000	10,472,541.89	0.21 %
Fixed bonds		US4581X0DC96	INTER-AMERICAN DEVEL BK IADB 3 1/8 09/18/28	USD	2,700,000				92.641000	2,367,989.21	0.05 %
Fixed bonds		US4581X0EL86	INTER-AMERICAN DEVEL BK IADB 4 1/2 09/13/33	USD	2,500,000	2,500,000			97.595000	2,309,831.49	0.05 %
Fixed bonds		US459058JC89	INTL BK RECON & DEVELOP IBRD 0 7/8 05/14/30	USD	12,000,000	5,000,000			77.861000	8,845,328.03	0.17 %
Fixed bonds		US459058JX27	INTL BK RECON & DEVELOP IBRD 0 7/8 07/15/26	USD	4,300,000				89.372000	3,638,167.19	0.07 %
Fixed bonds		US459058HJ50	INTL BK RECON & DEVELOP IBRD 1 3/4 10/23/29	USD	7,000,000				84.466000	5,597,481.78	0.11 %
Fixed bonds		US459058HT33	INTL BK RECON & DEVELOP IBRD 1 5/8 01/15/25	USD	2,250,000				95.211000	2,028,067.31	0.04 %
Fixed bonds		US459058KA05	INTL BK RECON & DEVELOP IBRD 1 5/8 11/03/31	USD	18,000,000				79.623000	13,568,247.66	0.27 %
Fixed bonds		US45906M3D11	INTL BK RECON & DEVELOP IBRD 2 1/2 03/29/32	USD	4,000,000	4,000,000			84.569000	3,202,461.42	0.06 %
Fixed bonds		US459058GE72	INTL BK RECON & DEVELOP IBRD 2 1/2 11/22/27	USD	4,100,000				91.566000	3,554,109.63	0.07 %
Fixed bonds		US45905VHX73	INTL FINANCE CORP IFC 2 1/8 04/07/26	USD	3,300,000				93.182000	2,911,110.48	0.06 %
Fixed bonds		US465410CD85	ITALY GOVT INT BOND ITALY 0 7/8 05/06/24	USD	8,500,000				96.969000	7,803,053.11	0.15 %
Fixed bonds		US465410CA47	ITALY GOVT INT BOND ITALY 1 1/4 02/17/26	USD	3,600,000				89.995000	3,067,140.02	0.06 %
Fixed bonds		US465410BX58	ITALY GOVT INT BOND ITALY 2 3/8 10/17/24	USD	1,800,000				96.140000	1,638,284.58	0.03 %
Fixed bonds		US500769JF20	KFW KFW 0 3/8 07/18/25	USD	6,700,000				91.703000	5,816,625.01	0.11 %
Fixed bonds		US500769JR67	KFW KFW 1 1/4 01/31/25	USD	2,500,000				94.575000	2,238,355.58	0.04 %
Fixed bonds		US500769JD71	KFW KFW 1 3/4 09/14/29	USD	4,700,000				84.846000	3,775,217.27	0.07 %
Fixed bonds		US500769GK42	KFW KFW 2 1/2 11/20/24	USD	5,000,000				96.578000	4,571,523.24	0.09 %
Fixed bonds		US500769HS68	KFW KFW 2 7/8 04/03/28	USD	5,500,000	2,000,000			92.113000	4,796,189.53	0.09 %
Fixed bonds		XS2270141729	KOMMUNALBANKEN AS KBN 0 1/4 12/08/23	USD	2,000,000				98.955000	1,873,615.45	0.04 %
Fixed bonds		XS2228393356	KOMMUNALBANKEN AS KBN 0 3/8 09/11/25	USD	1,800,000				90.979000	1,550,337.97	0.03 %
Fixed bonds		XS2133326947	KOMMUNALBANKEN AS KBN 0 7/8 03/12/25	USD	5,750,000				93.522000	5,090,897.47	0.10 %
Fixed bonds		XS2189767515	KOMMUNALBANKEN AS KBN 1 1/8 06/14/30	USD	11,100,000	2,700,000			78.145000	8,211,772.22	0.16 %
Fixed bonds		XS2014307800	KOMMUNALBANKEN AS KBN 2 06/19/24	USD	2,500,000				97.364000	2,304,364.29	0.05 %
Fixed bonds		XS2334577108	KOMMUNINVEST I SVERIGE KOMINS 0 1/2 11/29/24	USD	1,600,000				94.165000	1,426,337.21	0.03 %
Fixed bonds		XS2270152098	L-BANK BW FOERDERBANK LBANK 0 1/2 12/08/25	USD	3,500,000				90.373000	2,994,466.53	0.06 %
Fixed bonds		XS2031976678	L-BANK BW FOERDERBANK LBANK 2 07/23/24	USD	2,500,000				97.016000	2,296,127.99	0.05 %
Fixed bonds		XS2333676729	LAND NORDRHEIN-WESTFALEN NRW 1 04/21/26	USD	1,800,000				90.034000	1,534,234.59	0.03 %
Fixed bonds		XS1227684062	LAND NORDRHEIN-WESTFALEN NRW 2 1/4 04/16/25	USD	3,300,000				95.067000	2,970,000.00	0.06 %
Fixed bonds		DE000LB2ZTL3	LB BADEN-WUERTEMBERG LBBW 2 02/24/25	USD	3,500,000				95.011000	3,148,144.47	0.06 %
Fixed bonds		US53522KAB98	LINDE INC/CT LIN 4.7 12/05/25	USD	2,500,000	12,500,000	10,000,000		98.645000	2,334,682.38	0.05 %
Fixed bonds		US563469UY98	MANITOBA (PROVINCE OF) MP 1 1/2 10/25/28	USD	3,000,000				84.600000	2,402,726.50	0.05 %
Fixed bonds		US563469UU76	MANITOBA (PROVINCE OF) MP 2.6 04/16/24	USD	6,000,000				98.333000	5,585,515.48	0.11 %
Fixed bonds		XS2351159996	NEDER FINANCIERINGS-MAAT NEDFIN 0 7/8 06/15/26	USD	8,000,000				89.061000	6,745,129.22	0.13 %
Fixed bonds		XS1953035844	NEDER FINANCIERINGS-MAAT NEDFIN 2 3/4 02/20/24	USD	1,200,000				98.817000	1,122,601.53	0.02 %
Fixed bonds		XS2265251905	NEDER WATERSCHAPSBANK NEDWBK 0 1/2 12/02/25	USD	4,000,000				90.402000	3,423,345.64	0.07 %
Fixed bonds		XS2180643889	NEDER WATERSCHAPSBANK NEDWBK 1 05/28/30	USD	4,000,000				77.763000	2,944,731.61	0.06 %
Fixed bonds		XS2101563646	NEDER WATERSCHAPSBANK NEDWBK 1 3/4 01/15/25	USD	2,800,000				95.167000	2,522,650.76	0.05 %
Fixed bonds		XS1386139841	NEDER WATERSCHAPSBANK NEDWBK 2 3/8 03/24/26	USD	3,400,000				93.501000	3,009,593.87	0.06 %
Fixed bonds		XS2401605360	NRW.BANK NRWKB 0 3/4 10/25/24	USD	1,500,000				94.821000	1,346,506.67	0.03 %
Fixed bonds		USJ5S39RAC82	NTT FINANCE CORP NTT 1.162 04/03/26	USD	7,500,000				89.483000	6,353,521.73	0.12 %
Fixed bonds		US676167CB35	OEKB OEST. KONTROLLBANK OKB 0 3/8 09/17/25	USD	8,000,000				91.026000	6,893,950.58	0.14 %
Fixed bonds		US676167CA51	OEKB OEST. KONTROLLBANK OKB 1 1/2 02/12/25	USD	2,100,000				94.643000	1,881,570.58	0.04 %
Fixed bonds		US676167BX63	OEKB OEST. KONTROLLBANK OKB 3 1/8 11/07/23	USD	4,000,000		1,000,000		99.750000	3,777,335.98	0.07 %

Type of security	OGAW/\$ 166	ISIN	Security title	Currency	Volume Units/Nom.	Purchases In period under review Units/Nom.	Sales Under review Units/Nom.	Pool-/ILB Factor	Price	Market value in EUR	Share of fund assets
Fixed bonds		US683234AS74	ONTARIO (PROVINCE OF) ONT 0 5/8 01/21/26	USD	1,900,000				90.070000	1,620,117.39	0.03 %
Fixed bonds		US683234AR91	ONTARIO (PROVINCE OF) ONT 1 1/8 10/07/30	USD	5,200,000				77.212000	3,801,026.22	0.07 %
Fixed bonds		US683234AT57	ONTARIO (PROVINCE OF) ONT 1.05 04/14/26	USD	4,500,000				90.233000	3,844,064.19	0.08 %
Fixed bonds		US683234AFH23	ONTARIO (PROVINCE OF) ONT 1.6 02/25/31	USD	5,000,000				79.232000	3,750,449.68	0.07 %
Fixed bonds		US683234AFJ88	ONTARIO (PROVINCE OF) ONT 1.8 10/14/31	USD	5,300,000				79.176000	3,972,666.86	0.08 %
Fixed bonds		US683234ADP66	ONTARIO (PROVINCE OF) ONT 2 1/2 04/27/26	USD	1,000,000				93.623000	886,329.64	0.02 %
Fixed bonds		US683234AU21	ONTARIO (PROVINCE OF) ONT 2 1/8 01/21/32	USD	6,000,000	4,250,000			80.658000	4,581,539.34	0.09 %
Fixed bonds		US683234AFG40	ONTARIO (PROVINCE OF) ONT 2 10/02/29	USD	7,000,000				85.159000	5,643,406.23	0.11 %
Fixed bonds		US683234AFF66	ONTARIO (PROVINCE OF) ONT 2.3 06/15/26	USD	3,300,000				92.881000	2,901,706.90	0.06 %
Fixed bonds		US683234ACT97	ONTARIO (PROVINCE OF) ONT 3.2 05/16/24	USD	4,000,000				98.460000	3,728,486.23	0.07 %
Fixed bonds		US642869AM37	PROV OF NEW BRUNSWICK NBRNS 3 5/8 02/24/28	USD	13,600,000	3,600,000			93.655000	12,058,203.16	0.24 %
Fixed bonds		US748148SC86	PROVINCE OF QUEBEC Q 0.6 07/23/25	USD	2,900,000				91.939000	2,524,122.88	0.05 %
Fixed bonds		US748148RZ80	PROVINCE OF QUEBEC Q 1 1/2 02/11/25	USD	2,000,000				94.687000	1,792,805.07	0.04 %
Fixed bonds		US748148SB04	PROVINCE OF QUEBEC Q 1.35 05/28/30	USD	9,700,000				79.790000	7,327,113.51	0.14 %
Fixed bonds		US748149AR21	PROVINCE OF QUEBEC Q 1.9 04/21/31	USD	7,500,000				80.793000	5,736,509.51	0.11 %
Fixed bonds		US748149AQ48	PROVINCE OF QUEBEC Q 2 1/2 04/09/24	USD	5,550,000				98.350000	5,167,495.03	0.10 %
Fixed bonds		US748149AJ05	PROVINCE OF QUEBEC Q 2 1/2 04/20/26	USD	2,000,000				93.664000	1,773,435.58	0.03 %
Fixed bonds		US748149AN17	PROVINCE OF QUEBEC Q 2 3/4 04/12/27	USD	11,800,000				92.740000	10,360,049.23	0.20 %
Fixed bonds		US748149AH49	PROVINCE OF QUEBEC Q 2 7/8 10/16/24	USD	2,000,000				97.156000	1,839,553.16	0.04 %
Fixed bonds		US803854KQ02	PROVINCE OF SASKATCHEWAN SCDA 3 1/4 06/08/27	USD	5,200,000	4,400,000			94.210000	4,637,811.23	0.09 %
Fixed bonds		XS2635185437	REPUBLIC OF SLOVENIA SLOVEN 5 09/19/33	USD	3,300,000	3,300,000			96.300000	3,008,520.31	0.06 %
Fixed bonds		USC7976PAC08	ROYAL BANK OF CANADA RY 1.05 09/14/26	USD	5,200,000				88.135000	4,338,748.46	0.09 %
Fixed bonds		FR0014001VD2	SFIL SA SFILFR 0 5/8 02/09/26	USD	3,400,000				89.617000	2,884,576.35	0.06 %
Fixed bonds		USN82008AW83	SIEMENS FINANCIERINGSMAT SIEGR 0.65 03/11/24	USD	4,200,000				97.719000	3,885,447.32	0.08 %
Fixed bonds		USN82008AX66	SIEMENS FINANCIERINGSMAT SIEGR 1.2 03/11/26	USD	3,000,000				90.116000	2,559,386.54	0.05 %
Fixed bonds		US83368TBG22	SOCIETE GENERALE SOCGEN 2.226 01/21/26	USD	1,100,000				94.005000	978,940.64	0.02 %
Fixed bonds		US00254EMZ24	SWEDISH EXPORT CREDIT SEK 0 5/8 05/14/25	USD	2,200,000				92.450000	1,925,494.65	0.04 %
Fixed bonds		US87938WAT09	TELEFONICA EMISIONES SAU TELEFO 4.103 03/08/27	USD	3,000,000				93.944000	2,668,105.65	0.05 %
Fixed bonds		USC8888MTC21	TORONTO-DOMINION BANK TD 3.301 04/20/27	USD	4,100,000				93.139000	3,615,165.20	0.07 %
Fixed bonds		US89236TJZ93	TOYOTA MOTOR CREDIT CORP TOYOTA 3.05 03/22/27	USD	2,600,000				92.617000	2,279,695.16	0.04 %
Fixed bonds		US89236TKT15	TOYOTA MOTOR CREDIT CORP TOYOTA 4.45 05/18/26	USD	1,700,000	1,700,000			97.673000	1,571,940.74	0.03 %
Fixed bonds		US89236TKN45	TOYOTA MOTOR CREDIT CORP TOYOTA 4.8 01/10/25	USD	2,000,000	3,500,000	1,500,000		98.968000	1,873,861.59	0.04 %
Fixed bonds		USH42097CM73	UBS GROUP AG UBS 1.494 08/10/27	USD	4,000,000				86.991000	3,294,177.79	0.06 %
Fixed bonds		US92343VES97	VERIZON COMMUNICATIONS VZ 3 7/8 02/08/29	USD	4,700,000				91.458000	4,069,417.78	0.08 %
Floater		NL0000116150	AEGON NV AEGON FLOAT PERP	Y EUR	3,500,000				76.242000	2,668,470.00	0.05 %
Floater		XS0897406814	AQUA + INV (ZURICH INS) ZURNVX 4 1/4 10/02/43	EUR	810,000		3,190,000		99.676000	807,375.60	0.02 %
Floater		XS0203470157	AXA SA AXASA FLOAT PERP	Y EUR	8,400,000	800,000			81.504000	6,846,336.00	0.13 %
Floater		XS0207764712	BANQUE FED CRED MUTUEL BFCM FLOAT PERP	Y EUR	309,000		3,391,000		78.829000	243,581.61	0.00 %
Floater		XS0212581564	BANQUE FED CRED MUTUEL BFCM FLOAT PERP	Y EUR	5,500,000	1,000,000			77.447000	4,259,585.00	0.08 %
Floater		XS2616008038	SIKA CAPITAL BV SIKASW FLOAT 11/01/24	EUR	600,000	600,000			100.011000	600,066.00	0.01 %
<b>Total licensed securities admitted to trading on the official market or another regulated market</b>										<b>5,042,813,601.50</b>	<b>98.96 %</b>
<b>Total securities</b>										<b>5,042,813,601.50</b>	<b>98.96 %</b>



Type of security	OGAW/\$ 166	ISIN	Security title	Currency	Volume Units/Nom.	Purchases In period under review Units/Nom.	Sales Units/Nom.	Pool-/ ILB Factor	Price	Market value in EUR	Share of fund assets
Future on bonds		FGBL20231207	EURO-BUND FUTURE Dec23 RXZ3	EUR	30				127.090000	-73.850.76	-0.00 %
Future on bonds		FGBX20231207	EURO-BUXL 30Y BND Dec23 UBZ3	EUR	-80				119.540000	856.000.00	0.02 %
Future on bonds		FGBS20231207	EURO-SCHATZ FUT Dec23 DUZ3	EUR	1,102				104.785000	-644.670.00	-0.01 %
<b>Total financial futures <sup>1</sup></b>										<b>137,479.24</b>	<b>0.00 %</b>
<b>Bank balances/liabilities</b>											
				EUR						36,568,047.29	0.72 %
				JPY						4,985.69	0.00 %
				USD						2,142,798.27	0.04 %
<b>Total bank balances/liabilities</b>										<b>38,715,831.25</b>	<b>0.76 %</b>
<b>Accruals and deferrals</b>											
Interest claims (on securities and bank balances)										17,347,845.48	0.34 %
Dividends receivable										3,381,947.28	0.07 %
<b>Total accruals and deferrals</b>										<b>20,729,792.76</b>	<b>0.41 %</b>
<b>Other items</b>											
Various fees										-6,377,538.49	-0.13 %
<b>Total other items</b>										<b>-6,377,538.49</b>	<b>-0.13 %</b>
<b>Total fund assets</b>										<b>5,096,019,166.26</b>	<b>100.00 %</b>

ISIN	Income class		Currency	Net asset value per unit	Units in circulation
AT0000A1G2L0	I	income-distributing	EUR	96.41	984,742.140
AT0000A2E091	S	income-distributing	EUR	106.32	224,275.332
AT0000859517	R	income-distributing	EUR	90.87	2,949,312.510
AT0000A1TWK1	RZ	income-distributing	EUR	115.61	718,071.074
AT0000A2SL08	RD	income-distributing	EUR	87.23	30,858.678
AT0000805361	R	income-retaining	EUR	120.69	10,458,718.675
AT0000A1TWJ3	RZ	income-retaining	EUR	120.41	4,619,652.905
AT0000A1VG68	I	full income-retaining (outside Austria)	EUR	102.22	1,676,120.801
AT0000785381	R	full income-retaining (outside Austria)	EUR	131.13	19,098,757.667
AT0000A1TWL9	RZ	full income-retaining (outside Austria)	EUR	121.75	1,058,714.007
AT0000A2SL16	RD	full income-retaining (outside Austria)	EUR	88.20	1,597.000

Frozen securities forming part of the portfolio of investments (securities lending transactions)

ISIN	Security title	Currency	Volume Sep 29, 2023
FR0014001EW8	ALSTOM SA ALOFP 0 01/11/29	EUR	2,100,000
DE0001102531	BUNDESREPUB. DEUTSCHLAND DBR 0 02/15/31	EUR	32,500,000
DE0001102580	BUNDESREPUB. DEUTSCHLAND DBR 0 02/15/32	EUR	11,100,000
DE0001102465	BUNDESREPUB. DEUTSCHLAND DBR 0 1/4 02/15/29	EUR	24,000,000
DE0001102606	BUNDESREPUB. DEUTSCHLAND DBR 1.7 08/15/32	EUR	39,250,000
XS2517103334	CIE DE SAINT-GOBAIN SA SGOPF 2 5/8 08/10/32	EUR	1,100,000
ES00001010G6	COMMUNITY OF MADRID SPAI MADRID 0.16 07/30/28	EUR	1,000,000
XS2290544068	CPI PROPERTY GROUP SA CPIPGR 1 1/2 01/27/31	EUR	1,000,000
XS2471549654	CROATIA CROATI 2 7/8 04/22/32	EUR	4,550,000
XS2351382473	DERICHEBOURG DBGFP 2 1/4 07/15/28	EUR	2,000,000
XS2283340060	EUROPEAN INVESTMENT BANK EIB 0 01/14/31	EUR	2,000,000
FR001400005C6	EUTELSAT SA ETLFP 1 1/2 10/13/28	EUR	2,200,000
XS2445188852	ING BANK NV INTNED 1 02/17/37	EUR	600,000
XS1815116998	KONINKLIJKE PHILIPS NV PHIANA 1 3/8 05/02/28	EUR	1,100,000
DE000NRW0JH2	LAND NORDRHEIN-WESTFALEN NRW 0 1/2 04/16/26	EUR	500,000
XS2459163619	LANXESS AG LXSGR 1 3/4 03/22/28	EUR	2,500,000
XS2332589972	NEXI SPA NEXIIM 1 5/8 04/30/26	EUR	1,500,000
FR0013451416	RENAULT SA RENAUL 1 1/8 10/04/27	EUR	2,000,000
AT0000A2WSC8	REPUBLIC OF AUSTRIA RAGB 0.9 02/20/32	EUR	9,000,000
XS2420426038	REPUBLIC OF LATVIA LATVIA 0 1/4 01/23/30	EUR	3,000,000
XS2265360359	STORA ENSO OYJ STERV 0 5/8 12/02/30	EUR	1,100,000
XS2449928543	VESTAS WIND SYSTEMS FINA VWSDC 1 1/2 06/15/29	EUR	1,100,000
FR0013424876	VIVENDI SA VIVFP 1 1/8 12/11/28	EUR	1,000,000
DE000A30VQB2	VONOVIA SE ANNGR 5 11/23/30	EUR	700,000
US045167FB48	ASIAN DEVELOPMENT BANK ASIA 1 1/2 03/04/31	USD	3,500,000
US110709AE21	BRITISH COLUMBIA PROV OF BRCOL 1.3 01/29/31	USD	12,257,000
XS2436433333	CAISSE D'AMORT DETTE SOC CADES 2 1/8 01/26/32	USD	12,000,000
US298785JL15	EUROPEAN INVESTMENT BANK EIB 1 1/4 02/14/31	USD	1,300,000
US298785JN70	EUROPEAN INVESTMENT BANK EIB 1 5/8 05/13/31	USD	500,000
US683234AT57	ONTARIO (PROVINCE OF) ONT 1.05 04/14/26	USD	500,000
US683234AU21	ONTARIO (PROVINCE OF) ONT 2 1/8 01/21/32	USD	500,000
US748148SB04	PROVINCE OF QUEBEC Q 1.35 05/28/30	USD	6,600,000

Exchange rates

Foreign currency assets were converted into EUR on the basis of the exchange rates applicable on Sep 28, 2023

Currency		Price (1 EUR =)
Canadian Dollars	CAD	1.425700
Swiss Francs	CHF	0.968150
Danish Kroner	DKK	7.457850
British Pound	GBP	0.866000
Japanese Yen	JPY	157.805950
Norwegian Kroner	NOK	11.346000
Swedish Krona	SEK	11.567250
US Dollars	USD	1.056300

Securities purchases and sales during the period under review not listed under the portfolio of assets:

Type of security	OGAW/§ 166	ISIN	Security title	Currency		Purchases Additions	Sales Disposals
Equities		CH0002497458	SGS SA-REG SGSN	CHF			11,182
Equities		DK0060534915	NOVO NORDISK A/S-B NOVOB	DKK			308,370
Equities		GB00BZ4BQC70	JOHNSON MATTHEY PLC JMAT	GBP			813,450
Equities		US12504L1098	CBRE GROUP INC - A CBRE	USD			315,144
Equities		US4103451021	HANESBRANDS INC HBI	USD			1,932,061
Equities		US6005441000	MILLERKNOLL INC MLKN	USD			645,816
Fixed bonds		XS2557084733	ABN AMRO BANK NV ABNANV 4 1/2 11/21/34	EUR		1,700,000	1,700,000
Fixed bonds		XS1799545329	ACS SERVICIOS COMUNICAC ACSSE 1 7/8 04/20/26	EUR			1,200,000
Fixed bonds		ES0200002022	ADIF ALTA VELOCIDAD ADIFAL 0.8 07/05/23	EUR			1,600,000
Fixed bonds		ES0200002048	ADIF ALTA VELOCIDAD ADIFAL 0.95 04/30/27	EUR			2,600,000
Fixed bonds		FR0014005HY8	AIR LIQUIDE FINANCE AIFP 0 3/8 09/20/33	EUR			700,000
Fixed bonds		XS2462466611	AKZO NOBEL NV AKZANA 1 1/2 03/28/28	EUR			2,980,000
Fixed bonds		XS2462468740	AKZO NOBEL NV AKZANA 2 03/28/32	EUR			850,000
Fixed bonds		XS2017324844	ALFA LAVAL TREASURY INTL ALFASS 0 1/4 06/25/24	EUR			1,200,000
Fixed bonds		DE000A3KY342	ALLIANZ FINANCE II B.V. ALVGR 0 11/22/26	EUR			3,000,000
Fixed bonds		FR0013453040	ALSTOM SA ALOFP 0 1/4 10/14/26	EUR			2,700,000
Fixed bonds		XS2452433910	AMERICAN MEDICAL SYST EU BSX 1 3/8 03/08/28	EUR			1,900,000
Fixed bonds		BE6312821612	ANHEUSER-BUSCH INBEV SA/ ABIBB 1 1/8 07/01/27	EUR			1,700,000
Fixed bonds		BE6285457519	ANHEUSER-BUSCH INBEV SA/ ABIBB 2 3/4 03/17/36	EUR			2,350,000
Fixed bonds		XS2010032378	ASML HOLDING NV ASML 0 1/4 02/25/30	EUR			1,800,000
Fixed bonds		XS1405780963	ASML HOLDING NV ASML 1 3/8 07/07/26	EUR			1,100,000
Fixed bonds		XS1428773763	ASSICURAZIONI GENERALI ASSGEN 5 06/08/48	EUR			1,800,000
Fixed bonds		XS2051362312	AT&T INC T 1.8 09/14/39	EUR			1,400,000
Fixed bonds		FR00113141058	AXA BANK EUROPE SCF AXASA 0 3/8 03/23/23	EUR			2,000,000
Fixed bonds		XS2573807778	AXA SA AXASA 3 5/8 01/10/33	EUR		1,400,000	1,400,000
Fixed bonds		XS2104051433	BANCO BILBAO VIZCAYA ARG BBVASM 1 01/16/30	EUR			1,500,000
Fixed bonds		XS2545206166	BANCO BILBAO VIZCAYA ARG BBVASM 4 3/8 10/14/29	EUR		7,900,000	7,900,000
Fixed bonds		XS2028816028	BANCO DE SABADELL SA SABSM 0 7/8 07/22/25	EUR			1,600,000
Fixed bonds		XS2113889351	BANCO SANTANDER SA SANTAN 0 1/2 02/04/27	EUR			1,400,000
Fixed bonds		XS2063247915	BANCO SANTANDER SA SANTAN 0.3 10/04/26	EUR			600,000
Fixed bonds		XS2381362966	BANK OF NOVA SCOTIA BNS 0 1/4 11/01/28	EUR			8,000,000
Fixed bonds		XS2082324364	BARCLAYS PLC BACR 0 3/4 06/09/25	EUR			700,000
Fixed bonds		XS2342060360	BARCLAYS PLC BACR 1.106 05/12/32	EUR			1,300,000
Fixed bonds		DE000BLB6JJ0	BAYERISCHE LANDESBANK BYLAN 0 1/8 02/10/28	EUR			1,500,000
Fixed bonds		BE0000351602	BELGIUM KINGDOM BGB 0 10/22/27	EUR			7,000,000
Fixed bonds		BE0000341504	BELGIUM KINGDOM BGB 0.8 06/22/27	EUR			10,550,000
Fixed bonds		DE000BHYOGS9	BERLIN HYP AG BHH 1 1/8 10/25/27	EUR			700,000
Fixed bonds		XS1222591023	BERTELSMANN SE & CO KGAA BERTEL 3 04/23/2075	EUR			400,000
Fixed bonds		XS2010447238	BMW FINANCE NV BMW 0 3/4 07/13/26	EUR			950,000
Fixed bonds		XS1747444245	BMW FINANCE NV BMW 0 3/8 07/10/23	EUR			600,000
Fixed bonds		XS1589881785	BMW FINANCE NV BMW 0 7/8 04/03/25	EUR			500,000
Fixed bonds		XS2447564332	BMW FINANCE NV BMW 1 05/22/28	EUR			5,260,000
Fixed bonds		FR0014009LQ8	BNP PARIBAS BNP 2.1 04/07/32	EUR			9,600,000
Fixed bonds		FR0014006CS9	BOUYGUES SA ENFP 0 1/2 02/11/30	EUR			6,200,000
Fixed bonds		FR001400AJX2	BOUYGUES SA ENFP 2 1/4 06/29/29	EUR			1,000,000
Fixed bonds		DE0001102408	BUNDESREPUB. DEUTSCHLAND DBR 0 08/15/26	EUR			10,000,000
Fixed bonds		IT0005467482	BUONI POLIENNALI DEL TES BTPS 0.45 02/15/29	EUR			3,000,000
Fixed bonds		IT0005416570	BUONI POLIENNALI DEL TES BTPS 0.95 09/15/27	EUR			4,200,000
Fixed bonds		IT0005370306	BUONI POLIENNALI DEL TES BTPS 2.1 07/15/26	EUR			1,000,000

Type of security	OGAW/S 166	ISIN	Security title	Currency		Purchases Additions	Sales Disposals
Fixed bonds		FR0012159812	CAISSE D'AMORT DETTE SOC CADES 1 3/8 11/25/24	EUR			2,000,000
Fixed bonds		FR0013505260	CARREFOUR SA CAFP 2 5/8 12/15/27	EUR			1,100,000
Fixed bonds		XS2300292963	CELLNEX FINANCE CO SA CLNXSM 1 1/4 01/15/29	EUR			800,000
Fixed bonds		XS1962554785	CIE DE SAINT-GOBAIN SA SGOPF 0 5/8 03/15/24	EUR			1,000,000
Fixed bonds		XS1793349926	CIE DE SAINT-GOBAIN SA SGOPF 1 1/8 03/23/26	EUR			500,000
Fixed bonds		XS2517103250	CIE DE SAINT-GOBAIN SA SGOPF 1 5/8 08/10/25	EUR			600,000
Fixed bonds		XS2150054372	CIE DE SAINT-GOBAIN SA SGOPF 2 3/8 10/04/27	EUR			600,000
Fixed bonds		FR0014000XY6	CNP ASSURANCES SACA CNPFP 0 3/8 03/08/28	EUR			4,000,000
Fixed bonds		FR0014007YA9	CNP ASSURANCES SACA CNPFP 1 1/4 01/27/29	EUR			5,000,000
Fixed bonds		DE000CB0HRY3	COMMERZBANK AG CMZB 0.1 09/11/25	EUR			1,900,000
Fixed bonds		DE000CZ40L63	COMMERZBANK AG CMZB 1 1/8 05/24/24	EUR			1,050,000
Fixed bonds		XS2178586157	CONTINENTAL AG CONGR 2 1/2 08/27/26	EUR			1,400,000
Fixed bonds		FR0013385515	CREDIT AGRICOLE LONDON ACAFP 0 3/4 12/05/23	EUR			1,400,000
Fixed bonds		FR0014005J14	CREDIT AGRICOLE SA ACAFP 0 1/2 09/21/29	EUR			2,000,000
Fixed bonds		FR0014003182	CREDIT AGRICOLE SA ACAFP 0 3/8 04/20/28	EUR			500,000
Fixed bonds		FR0014008MT2	CREDIT AGRICOLE SA ACAFP 1 1/8 02/24/29	EUR			4,000,000
Fixed bonds		FR001400E717	CREDIT AGRICOLE SA ACAFP 3 7/8 11/28/34	EUR		2,500,000	2,500,000
Fixed bonds		XS2345982362	CREDIT SUISSE AG LONDON CS 0 1/4 01/05/26	EUR			5,000,000
Fixed bonds		XS2484327999	DEUTSCHE BAHN FIN GMBH DBHNGR 1 7/8 05/24/30	EUR			8,700,000
Fixed bonds		DE000A3MQXZ2	DEUTSCHE BOERSE AG DBOERS 1 1/2 04/04/32	EUR			2,000,000
Fixed bonds		DE000A2TSD55	DZ HYP AG DZHYP 0.01 01/29/24	EUR			5,300,000
Fixed bonds		EU000A1G0EL5	EFSF EFSF 0 01/20/31	EUR			3,000,000
Fixed bonds		EU000A1G0D88	EFSF EFSF 0 5/8 10/16/26	EUR			1,000,000
Fixed bonds		EU000A1G0DE2	EFSF EFSF 0.2 04/28/25	EUR			1,450,000
Fixed bonds		EU000A1G0D62	EFSF EFSF 0.4 02/17/25	EUR			1,600,000
Fixed bonds		XS2075938006	ELI LILLY & CO LLY 1.7 11/01/49	EUR			1,600,000
Fixed bonds		XS1578886258	ELISA OYJ ELIAV 0 7/8 03/17/24	EUR			1,300,000
Fixed bonds		AT0000A2JAF6	ERSTE GROUP BANK AG ERSTBK 0.05 09/16/25	EUR			800,000
Fixed bonds		EU000A1Z99B9	EURO STABILITY MECHANISM ESM 0 3/4 03/15/27	EUR			2,000,000
Fixed bonds		EU000A1Z99E3	EURO STABILITY MECHANISM ESM 0.1 07/31/23	EUR			4,000,000
Fixed bonds		DK0030485271	EURONEXT NV ENXFP 0 1/8 05/17/26	EUR			1,600,000
Fixed bonds		DK0030486402	EURONEXT NV ENXFP 0 3/4 05/17/31	EUR			1,600,000
Fixed bonds		XS1515245089	EUROPEAN INVESTMENT BANK EIB 0 03/15/24	EUR			1,400,000
Fixed bonds		EU000A3KNYF7	EUROPEAN UNION EU 0 03/04/26	EUR			14,800,000
Fixed bonds		EU000A287074	EUROPEAN UNION EU 0 06/02/28	EUR			33,000,000
Fixed bonds		EU000A3KTGV8	EUROPEAN UNION EU 0 07/06/26	EUR			22,400,000
Fixed bonds		EU000A283859	EUROPEAN UNION EU 0 10/04/30	EUR			24,810,000
Fixed bonds		EU000A284451	EUROPEAN UNION EU 0 11/04/25	EUR			31,600,000
Fixed bonds		XS1716927766	FERROVIAL NL BV FERSM 5.105 PERP	EUR		3,000,000	3,000,000
Fixed bonds		XS1732400319	FERROVIE DELLO STATO FERROV 0 7/8 12/07/23	EUR			500,000
Fixed bonds		XS2170609403	GLAXOSMITHKLINE CAPITAL GSK 0 1/8 05/12/23	EUR			1,900,000
Fixed bonds		BE0002767482	GRP BRUXELLES LAMBERT SA GBLBBB 0 1/8 01/28/31	EUR			1,700,000
Fixed bonds		XS2233088132	HAMBURGER HOCHBAHN AG HHOCGR 0 1/8 02/24/31	EUR			6,400,000
Fixed bonds		XS1529515584	HEIDELBERG MATERIALS AG HEIGR 1 1/2 02/07/25	EUR			1,700,000
Fixed bonds		XS1810653540	HEIDELBERG MATERIALS FIN HEIGR 1 3/4 04/24/28	EUR			500,000
Fixed bonds		XS2397252102	HEIMSTADEN BOSTAD TRESRY HEIBOS 1 04/13/28	EUR		1,600,000	1,600,000
Fixed bonds		XS2225207468	HEIMSTADEN BOSTAD TRESRY HEIBOS 1 3/8 03/03/27	EUR		1,696,000	1,696,000
Fixed bonds		XS2397252011	HEIMSTADEN BOSTAD TRESRY HEIBOS 1 5/8 10/13/31	EUR			400,000
Fixed bonds		XS1401174633	HEINEKEN NV HEIANA 1 05/04/26	EUR			1,300,000
Fixed bonds		XS2147977636	HEINEKEN NV HEIANA 2 1/4 03/30/30	EUR			900,000
Fixed bonds		XS2399933386	HERA SPA HERIM 1 04/25/34	EUR			1,800,000
Fixed bonds		XS2115091808	IBM CORP IBM 0.65 02/11/32	EUR			1,000,000

Type of security	OGAW/\$ 166	ISIN	Security title	Currency		Purchases Additions	Sales Disposals
Fixed bonds		XS2443920751	ING GROEP NV INTNED 1 3/4 02/16/31	EUR			2,300,000
Fixed bonds		XS2089368596	INTESA SANPAOLO SPA ISPIM 0 3/4 12/04/24	EUR			1,000,000
Fixed bonds		XS2022425297	INTESA SANPAOLO SPA ISPIM 1 07/04/24	EUR			1,800,000
Fixed bonds		XS1873219304	INTESA SANPAOLO SPA ISPIM 2 1/8 08/30/23	EUR			800,000
Fixed bonds		IE00BDHDP44	IRELAND GOVERNMENT BOND IRISH 0.9 05/15/28	EUR			900,000
Fixed bonds		XS2065601937	IREN SPA IREIM 0 7/8 10/14/29	EUR			1,000,000
Fixed bonds		XS1673102734	ISS GLOBAL A/S ISSDC 1 1/2 08/31/27	EUR			900,000
Fixed bonds		XS2299001888	ITALGAS SPA IGIM 0 02/16/28	EUR			2,500,000
Fixed bonds		XS1685542497	ITALGAS SPA IGIM 1 5/8 01/18/29	EUR			1,100,000
Fixed bonds		XS1580476759	JOHNSON CONTROLS INTL PL JCI 1 09/15/23	EUR			2,600,000
Fixed bonds		DE000A3MP7J5	KFW KFW 0 1/8 06/30/25	EUR			7,000,000
Fixed bonds		DE000A2LQJ0	KFW KFW 0 1/8 11/07/23	EUR			4,000,000
Fixed bonds		XS1485533431	KONINKLIJKE KPN NV KPN 1 1/8 09/11/28	EUR			1,000,000
Fixed bonds		XS2475958059	KONINKLIJKE PHILIPS NV PHIANA 2 1/8 11/05/29	EUR			1,200,000
Fixed bonds		DE000A1RQDR4	LAND HESSEN HESSEN 0 03/10/25	EUR			4,000,000
Fixed bonds		DE000A1RQDH5	LAND HESSEN HESSEN 0 07/26/24	EUR			7,500,000
Fixed bonds		DE000A3H3ES2	LAND NIEDERSACHSEN NIESA 0.01 01/10/31	EUR			6,000,000
Fixed bonds		DE000NRW0ME3	LAND NORDRHEIN-WESTFALEN NRW 0 05/05/25	EUR			10,000,000
Fixed bonds		XS2171210862	LANDBK HESSEN-THUERINGEN HESLAN 0 3/8 05/12/25	EUR			500,000
Fixed bonds		XS2582195207	LANDBK HESSEN-THUERINGEN HESLAN 4 02/04/30	EUR		2,900,000	2,900,000
Fixed bonds		DE000A2YPFU9	MERCEDES-BENZ GROUP AG MBGGR 1 1/8 11/06/31	EUR			1,300,000
Fixed bonds		DE000A2YNZW8	MERCEDES-BENZ INT FINCE MBGGR 0 3/8 11/08/26	EUR			530,000
Fixed bonds		DE000A289XJ2	MERCEDES-BENZ INT FINCE MBGGR 2 08/22/26	EUR			3,700,000
Fixed bonds		XS1203941775	METRO AG MEOGR 1 1/2 03/19/25	EUR			500,000
Fixed bonds		XS1626574708	METSO OYJ OTEVFH 1 1/8 06/13/24	EUR			1,200,000
Fixed bonds		XS2241387252	MIZUHO FINANCIAL GROUP MIZUHO 0.214 10/07/25	EUR			900,000
Fixed bonds		XS1864037541	NATIONAL GRID NA INC NGGLN 0 3/4 08/08/23	EUR			1,100,000
Fixed bonds		XS2486461523	NATIONAL GRID PLC NGGLN 3.245 03/30/34	EUR			3,600,000
Fixed bonds		XS2576067081	NATIONAL GRID PLC NGGLN 4.275 01/16/35	EUR		3,200,000	3,200,000
Fixed bonds		XS2104915033	NATL GRID ELECT TRANS NGGLN 0.19 01/20/25	EUR			500,000
Fixed bonds		XS2355599197	NATWEST MARKETS PLC NWG 0 1/8 06/18/26	EUR			4,500,000
Fixed bonds		XS2150006646	NATWEST MARKETS PLC NWG 2 3/4 04/02/25	EUR			1,400,000
Fixed bonds		XS1842961440	NORDEA BANK ABP NDASS 0 7/8 06/26/23	EUR			2,100,000
Fixed bonds		XS2348030425	NOVO NORDISK FINANCE NL NOVOB 0 1/8 06/04/28	EUR			5,800,000
Fixed bonds		FR0014006ZC4	ORANGE SA ORAFP 0 5/8 12/16/33	EUR			3,700,000
Fixed bonds		FR0013396512	ORANGE SA ORAFP 1 1/8 07/15/24	EUR			1,600,000
Fixed bonds		FR0013310224	ORANGE SA ORAFP 1 3/8 01/16/30	EUR			550,000
Fixed bonds		FR001400AF72	ORANGE SA ORAFP 2 3/8 05/18/32	EUR			1,500,000
Fixed bonds		XS1720192696	ORSTED A/S ORSTED 2 1/4 11/24/3017	EUR			900,000
Fixed bonds		XS2531569965	ORSTED A/S ORSTED 3 1/4 09/13/31	EUR			7,500,000
Fixed bonds		XS2591026856	ORSTED A/S ORSTED 3 5/8 03/01/26	EUR		1,100,000	1,100,000
Fixed bonds		XS1900752814	PROCTER & GAMBLE CO/THE PG 1.2 10/30/28	EUR			1,300,000
Fixed bonds		XS2485265214	PROLOGIS INTL FUND II PRIFI 3 1/8 06/01/31	EUR			1,000,000
Fixed bonds		XS2156776309	PROVINCE OF ALBERTA ALTA 0 1/2 04/16/25	EUR			14,000,000
Fixed bonds		XS1936209490	PROVINCE OF ALBERTA ALTA 0 5/8 01/16/26	EUR			4,900,000
Fixed bonds		XS1808478710	PROVINCE OF ALBERTA ALTA 0 5/8 04/18/25	EUR			24,600,000
Fixed bonds		XS2435783613	RAIFFEISEN BANK INTL RBAIV 0 1/8 01/26/28	EUR			2,200,000
Fixed bonds		XS2055627538	RAIFFEISEN BANK INTL RBAIV 0 3/8 09/25/26	EUR			2,700,000
Fixed bonds		XS2353473692	RAIFFEISEN BANK INTL RBAIV 1 3/8 06/17/33	EUR			2,500,000
Fixed bonds		XS2596528716	RAIFFEISEN BANK INTL RBAIV 3 7/8 03/16/26	EUR		5,000,000	5,000,000
Fixed bonds		XS2526835694	RAIFFEISEN BANK INTL RBAIV 4 1/8 09/08/25	EUR			1,300,000
Fixed bonds		XS2577033553	RAIFFEISENBANK AS RABKAS 7 1/8 01/19/26	EUR		1,000,000	1,000,000

Type of security	OGAW/\$ 166	ISIN	Security title	Currency		Purchases Additions	Sales Disposals
Fixed bonds		FR0013412699	RCI BANQUE SA RENAUL 0 3/4 04/10/23	EUR			500,000
Fixed bonds		XS1079698376	RED ELECTRICA FIN SA UNI REESM 2 1/8 07/01/23	EUR			700,000
Fixed bonds		XS2126162069	RELX FINANCE BV RELLN 0 7/8 03/10/32	EUR			1,200,000
Fixed bonds		AT0000A1VGK0	REPUBLIC OF AUSTRIA RAGB 0 1/2 04/20/27	EUR			8,400,000
Fixed bonds		XS1720806774	RLB OBEROESTERREICH RFLBOB 0 3/4 05/22/23	EUR			1,600,000
Fixed bonds		XS2592088236	ROCHE FINANCE EUROPE BV ROSW 3.204 08/27/29	EUR		4,000,000	4,000,000
Fixed bonds		FR0014007LP4	RTE RESEAU DE TRANSPORT RTEFRA 0 3/4 01/12/34	EUR			2,200,000
Fixed bonds		FR0013324340	SANOFI SA SANFP 1 03/21/26	EUR			600,000
Fixed bonds		FR0013505104	SANOFI SA SANFP 1 04/01/25	EUR			600,000
Fixed bonds		DE000A2TSTG3	SAP SE SAPGR 1 5/8 03/10/31	EUR			1,000,000
Fixed bonds		FR001400F703	SCHNEIDER ELECTRIC SE SUFF 3 1/8 10/13/29	EUR		1,400,000	1,400,000
Fixed bonds		FR001400F711	SCHNEIDER ELECTRIC SE SUFF 3 3/8 04/13/34	EUR		1,300,000	1,300,000
Fixed bonds		XS2182055181	SIEMENS FINANCIERINGSMAT SIEGR 0 1/4 06/05/24	EUR			1,500,000
Fixed bonds		XS1955187858	SIEMENS FINANCIERINGSMAT SIEGR 1 1/4 02/28/31	EUR			1,100,000
Fixed bonds		XS1874127902	SIEMENS FINANCIERINGSMAT SIEGR 1 3/8 09/06/30	EUR			3,000,000
Fixed bonds		XS2433211310	SNAM SPA SRGIM 0 3/4 06/20/29	EUR			1,400,000
Fixed bonds		FR00140022B3	SOCIETE GENERALE SOCGEN 0 1/8 02/18/28	EUR			1,600,000
Fixed bonds		FR0013536661	SOCIETE GENERALE SOCGEN 0 7/8 09/22/28	EUR			1,200,000
Fixed bonds		BE6315847804	SOLVAY SA SOLBBB 0 1/2 09/06/29	EUR			1,900,000
Fixed bonds		BE6282460615	SOLVAY SA SOLBBB 2 3/4 12/02/27	EUR			2,000,000
Fixed bonds		XS1839386908	SPAREBANK 1 BOLIGKREDIT SPABOL 0 3/8 06/19/23	EUR			1,500,000
Fixed bonds		XS1293571425	STATKRAFT AS STATK 1 1/2 09/21/23	EUR			800,000
Fixed bonds		XS1963116964	SWISS RE FINANCE LUX SRENVX 2.534 04/30/50	EUR			400,000
Fixed bonds		XS2181959110	SWISS RE FINANCE UK SRENVX 2.714 06/04/52	EUR			800,000
Fixed bonds		XS1907150350	TELE2 AB TELBSS 1 1/8 05/15/24	EUR			850,000
Fixed bonds		XS2177442295	TELEFONICA EMISIONES SAU TELEFO 1.807 05/21/32	EUR			2,500,000
Fixed bonds		XS2348325494	TENNET HOLDING BV TENN 0 1/2 06/09/31	EUR			2,500,000
Fixed bonds		XS2262065233	TENNET HOLDING BV TENN 0 1/2 11/30/40	EUR			1,400,000
Fixed bonds		XS2002491780	TENNET HOLDING BV TENN 0 7/8 06/03/30	EUR			4,000,000
Fixed bonds		XS2477935345	TENNET HOLDING BV TENN 1 5/8 11/17/26	EUR			1,300,000
Fixed bonds		XS2478299469	TENNET HOLDING BV TENN 2 3/4 05/17/42	EUR			4,600,000
Fixed bonds		XS2478299386	TENNET HOLDING BV TENN 2 3/8 05/17/33	EUR			5,400,000
Fixed bonds		XS1591694481	TENNET HOLDING BV TENN 2.995 PERP	EUR			600,000
Fixed bonds		XS1980270810	TERNA RETE ELETTRICA TRNIM 1 04/10/26	EUR			1,000,000
Fixed bonds		XS2366415540	THERMO FISHER SC FNCE I TMO 2 10/18/51	EUR			3,800,000
Fixed bonds		DE000A3KNQAO	TRATON FINANCE LUX SA TRAGR 1 1/4 03/24/33	EUR			4,800,000
Fixed bonds		XS2326546434	UBS AG LONDON UBS 0.01 03/31/26	EUR			2,500,000
Fixed bonds		XS2358287238	UBS AG LONDON UBS 0.01 06/29/26	EUR			4,200,000
Fixed bonds		CH0591979627	UBS GROUP AG UBS 0 5/8 01/18/33	EUR			1,000,000
Fixed bonds		FR0012537124	UNEDIC UNEDIC 0 5/8 02/17/25	EUR			1,700,000
Fixed bonds		FR0014003MJ4	UNIBAIL-RODAMCO-WESTFLD ULFP 0 3/4 10/25/28	EUR			6,000,000
Fixed bonds		FR0014003M16	UNIBAIL-RODAMCO-WESTFLD ULFP 1 3/8 05/25/33	EUR			5,000,000
Fixed bonds		XS2360310044	UNICREDIT SPA UCGIM 0.8 07/05/29	EUR			5,000,000
Fixed bonds		XS2588885025	UNICREDIT SPA UCGIM 4.45 02/16/29	EUR		250,000	250,000
Fixed bonds		XS2147133495	UNILEVER FINANCE UNANA 1 1/4 03/25/25	EUR			1,300,000
Fixed bonds		FR0013210408	VEOLIA ENVIRONNEMENT SA VIEFP 0.314 10/04/23	EUR			1,100,000
Fixed bonds		FR0013505542	VEOLIA ENVIRONNEMENT SA VIEFP 1 1/4 04/02/27	EUR			1,300,000
Fixed bonds		FR0013507704	VEOLIA ENVIRONNEMENT SA VIEFP 1 1/4 04/15/28	EUR			1,300,000
Fixed bonds		FR0013385473	VEOLIA ENVIRONNEMENT SA VIEFP 1.94 01/07/30	EUR			800,000
Fixed bonds		XS1708161291	VERIZON COMMUNICATIONS VZ 1 3/8 10/27/26	EUR			1,050,000
Fixed bonds		XS1888179477	VODAFONE GROUP PLC VOD 3.1 01/03/2079	EUR			2,200,000
Fixed bonds		AT0000A1Y3P7	VOESTALPINE AG VOEAV 1 3/8 09/27/24	EUR			1,850,000

Type of security	OGAW/§ 166	ISIN	Security title	Currency		Purchases Additions	Sales Disposals
Fixed bonds		DE000A3K9ZN0	VONOVIA FINANCE B V Z UMT EINGER EO MTN 20 20 24	EUR		600,000	600,000
Fixed bonds		DE000A28VQC4	VONOVIA FINANCE BV ANNGR 1 5/8 04/07/24	EUR			600,000
Fixed bonds		DE000A3MP4W5	VONOVIA SE ANNGR 1 5/8 09/01/51	EUR			2,000,000
Fixed bonds		DE000A3MQS72	VONOVIA SE ANNGR 2 3/8 03/25/32	EUR			3,200,000
Fixed bonds		DE000A30VQA4	VONOVIA SE ANNGR 4 3/4 05/23/27	EUR		1,200,000	1,200,000
Fixed bonds		XS2102392276	WEBUILD SPA IPGIM 3 5/8 01/28/27	EUR			1,460,000
Fixed bonds		XS2437324333	WEBUILD SPA IPGIM 3 7/8 07/28/26	EUR			3,100,000
Fixed bonds		XS2271356201	WEBUILD SPA IPGIM 5 7/8 12/15/25	EUR			4,500,000
Fixed bonds		FR0013417128	WENDEL SE MWDP 1 3/8 04/26/26	EUR			500,000
Fixed bonds		US00828ECW75	AFRICAN DEVELOPMENT BANK AFDB 2 1/8 11/16/22	USD			1,000,000
Fixed bonds		US045167CY77	ASIAN DEVELOPMENT BANK ASIA 2 1/8 03/19/25	USD			400,000
Fixed bonds		US045167EL39	ASIAN DEVELOPMENT BANK ASIA 2 5/8 01/30/24	USD			1,500,000
Fixed bonds		US06675GAS49	BANQUE FED CRED MUTUEL BFCM 2 1/8 11/21/22	USD			2,100,000
Fixed bonds		USU09513JK68	BMW US CAPITAL LLC BMW 3.45 04/01/27	USD			1,300,000
Fixed bonds		US11070TAB44	BRITISH COLUMBIA PROV OF BRCOL 2 10/23/22	USD			4,000,000
Fixed bonds		XS2176691207	CAISSE D'AMORT DETTE SOC CADES 0 3/8 05/19/23	USD			1,700,000
Fixed bonds		US135087H643	CANADA GOVERNMENT CANADA 2 11/15/22	USD			1,400,000
Fixed bonds		US298785HD17	EUROPEAN INVESTMENT BANK EIB 2 1/8 04/13/26	USD			450,000
Fixed bonds		US298785GJ95	EUROPEAN INVESTMENT BANK EIB 3 1/4 01/29/24	USD			8,000,000
Fixed bonds		US30216BHP04	EXPORT DEVELOPMNT CANADA EDC 1 3/8 02/24/23	USD			3,100,000
Fixed bonds		USC4R461AC74	HSBC BANK CANADA HSBC 0.95 05/14/23	USD			1,200,000
Fixed bonds		US4581X0CF37	INTER-AMERICAN DEVEL BK IADB 3 02/21/24	USD			1,600,000
Fixed bonds		US4581X0CC06	INTER-AMERICAN DEVEL BK IADB 3 10/04/23	USD			2,000,000
Fixed bonds		US459058CY72	INTL BK RECON & DEVELOP IBRD 2 1/8 02/13/23	USD			2,010,000
Fixed bonds		US465410AH18	ITALY GOVT INT BOND ITALY 6 7/8 09/27/23	USD			2,200,000
Fixed bonds		US500769FK50	KFW KFW 2 1/8 01/17/23	USD			3,000,000
Fixed bonds		XS2412562600	KOMMUNINVEST I SVERIGE KOMINS 0 1/2 07/05/23	USD			3,000,000
Fixed bonds		XS2081157401	KOMMUNINVEST I SVERIGE KOMINS 1 5/8 04/24/23	USD			3,800,000
Fixed bonds		XS1964628991	KUNTARAOHOUTUS OYJ KUNTA 2 1/2 11/15/23	USD			5,000,000
Fixed bonds		XS2336822254	L-BANK BW FOERDERBANK LBANK 0 1/4 04/27/23	USD			4,600,000
Fixed bonds		DE000MHB23J6	MUENCHENER HYPOTHEKENBNK MUNHYP 2 12/07/22	USD			3,400,000
Fixed bonds		US68323AFB52	ONTARIO (PROVINCE OF) ONT 3.4 10/17/23	USD			3,700,000
Fixed bonds		US642869AK70	PROV OF NEW BRUNSWICK NBRNS 2 1/2 12/12/22	USD			3,800,000
Fixed bonds		US013051EK94	PROVINCE OF ALBERTA ALTA 1 05/20/25	USD			1,300,000
Fixed bonds		US013051EH65	PROVINCE OF ALBERTA ALTA 1 7/8 11/13/24	USD			5,000,000
Fixed bonds		US013051EM50	PROVINCE OF ALBERTA ALTA 1.3 07/22/30	USD			5,500,000
Fixed bonds		US013051EA13	PROVINCE OF ALBERTA ALTA 3.3 03/15/28	USD			5,000,000
Fixed bonds		US013051EE35	PROVINCE OF ALBERTA ALTA 3.35 11/01/23	USD			3,500,000
Fixed bonds		FR0013515517	SFIL SA SFILFR 0 1/2 06/05/23	USD			4,600,000
Fixed bonds		USN82008AS71	SIEMENS FINANCIERINGSMAT SIEGR 3 1/8 03/16/24	USD			500,000
Fixed bonds		FR0013513652	SOCIETE NATIONALE SNCF SNCF 0 5/8 05/20/23	USD			4,400,000
Fixed bonds		US87031CAD56	SWEDISH EXPORT CREDIT SEK 0 1/2 11/10/23	USD			5,000,000
Fixed bonds		XS2284751810	SWEDISH EXPORT CREDIT SEK 0 1/4 07/14/23	USD			3,000,000
Fixed bonds		US00254EMX75	SWEDISH EXPORT CREDIT SEK 1 3/4 12/12/23	USD			3,200,000
Fixed bonds		US89236TJX46	TOYOTA MOTOR CREDIT COPP TOYOTA 2 1/2 03/22/24	USD			3,500,000
Floater		XS1678970291	BARCLAYS PLC BACR 2 02/07/28	EUR			1,800,000
Floater		XS2342059784	BARCLAYS PLC BACR FLOAT 05/12/26	EUR			5,800,000
Floater		CH0591979635	CREDIT SUISSE GROUP AG CS FLOAT 01/16/26	EUR			500,000
Floater		DK0030486246	NYKREDIT REALKREDIT AS NYKRE FLOAT 03/25/24	EUR			8,500,000
Subscription rights		FR001400GCH7	ESSILORLUXOTTICA SA-SCRIP 2261373D	EUR		212,901	212,901

1 Price gains and losses as of cut-off date.

financial year Oct 1, 2022 – Sep 30, 2023

Raiffeisen Sustainable Mix

## Further information on securities lending transactions

- Overall risk (exposure) (securities loaned as of the reporting date versus fund volume):

3.01 %

Value of loaned securities: 153,285,249.55 EUR

Proportion of assets eligible for lending transactions: 3.04 %

On the reporting date Sep 30, 2023 the following securities had been lent:

ISIN	Security title	Regulated market	Currency	Asset class	Issuer	Rating	Volume Sep 29, 2023	Market value (incl. any interest accrued) Sep 29, 2023	Share of fund assets
AT000A2WSC8	REPUBLIC OF AUSTRIA RAGB 0 9 02/20/32	LISTED	EUR	Anleihen	Republic of Austria	aa	9,000,000	7,364,708.24	0.14 %
DE0001102465	BUNDESREPUB. DEUTSCHLAND DBR 0 1/4 02/15/29	LISTED	EUR	Anleihen	Federal Republic of Germany	aaa	24,000,000	20,954,110.68	0.41 %
DE0001102531	BUNDESREPUB. DEUTSCHLAND DBR 0 02/15/31	LISTED	EUR	Anleihen	Federal Republic of Germany	aaa	32,500,000	26,392,203.50	0.52 %
DE0001102580	BUNDESREPUB. DEUTSCHLAND DBR 0 02/15/32	LISTED	EUR	Anleihen	Federal Republic of Germany	aaa	11,100,000	8,746,239.45	0.17 %
DE0001102606	BUNDESREPUB. DEUTSCHLAND DBR 1.7 08/15/32	LISTED	EUR	Anleihen	Federal Republic of Germany	aaa	39,250,000	35,656,645.38	0.70 %
DE000A30VQB2	VONOVIA SE ANNGR 5 11/23/30	LISTED	EUR	Anleihen	Deutsche Annington Immobilien SE	bbb	700,000	712,098.63	0.01 %
DE000NRW0JH2	LAND NORDRHEIN-WESTFALEN NRW 0 1/2 04/16/26	LISTED	EUR	Anleihen	State of North Rhine-Westphalia	aa	500,000	464,273.88	0.01 %
ES00001010G6	COMMUNITY OF MADRID SPAI MADRID 0.16 07/30/28	LISTED	EUR	Anleihen	Autonomous Community of Madrid Spain	a	1,000,000	839,916.67	0.02 %
FR0013424876	VIVENDI SA VIVFP 1 1/8 12/11/28	LISTED	EUR	Anleihen	Vivendi SA	bbb	1,000,000	874,008.70	0.02 %
FR0013451416	RENAULT SA RENAUL 1 1/8 10/04/27	LISTED	EUR	Anleihen	Renault SA	bb	2,000,000	1,728,551.78	0.03 %
FR00140005C6	EUTELSAT SA ETLFP 1 1/2 10/13/28	LISTED	EUR	Anleihen	Eutelsat SA	bbb	2,200,000	1,651,529.57	0.03 %
FR0014001EW8	ALSTOM SA ALOFP 0 01/11/29	LISTED	EUR	Anleihen	Alstom SA	bbb	2,100,000	1,682,789.22	0.03 %
US045167FB48	ASIAN DEVELOPMENT BANK ASIA 1 1/2 03/04/31	LISTED	USD	Anleihen	Asian Development Bank	aaa	3,500,000	2,646,161.91	0.05 %
US110709AE21	BRITISH COLUMBIA PROV OF BRCOL 1.3 01/29/31	LISTED	USD	Anleihen	Province of British Columbia Canada	aa	12,257,000	9,053,988.95	0.18 %
US298785JL15	EUROPEAN INVESTMENT BANK EIB 1 1/4 02/14/31	LISTED	USD	Anleihen	European Investment Bank	aaa	1,300,000	971,760.15	0.02 %
US298785JN70	EUROPEAN INVESTMENT BANK EIB 1 5/8 05/13/31	LISTED	USD	Anleihen	European Investment Bank	aaa	500,000	384,246.37	0.01 %
US683234AT57	ONTARIO (PROVINCE OF) ONT 1.05 04/14/26	LISTED	USD	Anleihen	Province of Ontario Canada	a	500,000	429,396.24	0.01 %
US683234AU21	ONTARIO (PROVINCE OF) ONT 2 1/8 01/21/32	LISTED	USD	Anleihen	Province of Ontario Canada	aa	500,000	383,694.92	0.01 %
US748148SB04	PROVINCE OF QUEBEC Q 1.35 05/28/30	LISTED	USD	Anleihen	Province of Quebec Canada	aa	6,600,000	5,013,810.00	0.10 %

financial year Oct 1, 2022 – Sep 30, 2023

40



ISIN	Security title	Regulated market	Currency	Asset class	Issuer	Rating	Volume Sep 29, 2023	Market value (incl. any interest accrued) Sep 29, 2023	Share of fund assets
XS1815116998	KONINKLIJKE PHILIPS NV PHIANA 1 3/8 05/02/28	LISTED	EUR	Anleihen	Koninklijke Philips Electronics NV	bbb	1,100,000	974,706.64	0.02 %
XS2265360359	STORA ENSO OYJ STERV 0 5/8 12/02/30	LISTED	EUR	Anleihen	Stora Enso OYJ	bbb	1,100,000	830,422.68	0.02 %
XS2283340060	EUROPEAN INVESTMENT BANK EIB 0 01/14/31	LISTED	EUR	Anleihen	European Investment Bank	aaa	2,000,000	1,561,500.00	0.03 %
XS2290544068	CPI PROPERTY GROUP SA CPIPGR 1 1/2 01/27/31	LISTED	EUR	Anleihen	CPI Property Group SA	bbb	1,000,000	560,148.49	0.01 %
XS2332589972	NEXI SPA NEXIIM 1 5/8 04/30/26	LISTED	EUR	Anleihen	Nexi SpA	bb	1,500,000	1,373,708.54	0.03 %
XS2351382473	DERICHEBOURG DBGFP 2 1/4 07/15/28	LISTED	EUR	Anleihen	Derichebourg SA	bb	2,000,000	1,740,550.00	0.03 %
XS2420426038	REPUBLIC OF LATVIA LATVIA 0 1/4 01/23/30	LISTED	EUR	Anleihen	Republic of Latvia	a	3,000,000	2,346,376.43	0.05 %
XS2436433333	CAISSE D'AMORT DETTE SOC CADES 2 1/8 01/26/32	LISTED	USD	Anleihen	CAISSE D'AMORT DETTE SOC	aa	12,000,000	9,222,933.82	0.18 %
XS2445188852	ING BANK NV INTNED 1 02/17/37	LISTED	EUR	Anleihen	ING Bank NV	aaa	600,000	422,238.17	0.01 %
XS2449928543	VESTAS WIND SYSTEMS FINA VWSDC 1 1/2 06/15/29	LISTED	EUR	Anleihen	Vestas Wind Systems Finance BV	bbb	1,100,000	951,437.04	0.02 %
XS2459163619	LANXESS AG LXSGR 1 3/4 03/22/28	LISTED	EUR	Anleihen	Lanxess AG	bbb	2,500,000	2,191,074.03	0.04 %
XS2471549654	CROATIA CROATI 2 7/8 04/22/32	LISTED	EUR	Anleihen	Republic of Croatia	bbb	4,550,000	4,188,904.29	0.08 %
XS2517103334	CIE DE SAINT-GOBAIN SA SGOFP 2 5/8 08/10/32	LISTED	EUR	Anleihen	Cie de St-Gobain	bbb	1,100,000	971,115.16	0.02 %

- Identity of the counterparties for securities lending transactions:

Raiffeisen Bank International AG (as a recognized securities lending system within the meaning of § 84 InvFG)

- Nature and value of eligible collateral received by the investment fund versus the counterparty risk:

Under the master agreement on securities lending transactions concluded between the management company and Raiffeisen Bank International AG, Raiffeisen Bank International AG is obliged to provide collateral for loaned securities. Bonds, equities and units in investment funds are permitted as collateral. The bonds used as collateral may be issued by sovereigns, supranational issuers and/or companies etc. No stipulations apply in relation to the terms of these bonds. Within the scope of provision of collateral, pursuant to § 4 of the Austrian Securities Lending and Repurchase Agreement Ordinance (Verordnung zu Wertpapierleih- und Pensionsgeschäften, WPV), diversification and correlation with risk diversification achieved through quantitative issuer limits in particular and appropriate liquidity for collateral for the purpose of tradability and realizability will be ensured. This collateral will be valued on each banking day, subject to an add-on compared to the valuation of the securities loaned from the fund in accordance with provisions of EU Regulation 575/2013 (CRR). For bonds, this add-on will be determined on the basis of the credit rating of the issuer and the remaining term of the bond and will amount to no less than 0.5 %. For equities and units in investment funds, this add-on will amount to 10.607 %. The value of the required collateral, thus calculated, will result in the ongoing overcollateralization of the fund's outstanding securities lending positions.

On the reporting date the collateral had the following makeup:

ISIN	Security title	Regulated market	Currency	Asset class	Issuer	Rating	Volume Sep 29, 2023	Market value in portfolio currency
US06738EBZ79	BARCLAYS PLC BACR 5.304 08/09/26	LISTED	USD	Anleihen	Barclays PLC	bbb	7,500,000	6,934,464.64
US404280BT50	HSBC HOLDINGS PLC HSBC 4.583 06/19/29	LISTED	USD	Anleihen	HSBC Holdings PLC	a	23,000,000	20,066,373.19
US465410BX58	ITALY GOVT INT BOND ITALY 2 3/8 10/17/24	LISTED	USD	Anleihen	Republic of Italy	bbb	20,000,000	18,203,161.98
US465410CA47	ITALY GOVT INT BOND ITALY 1 1/4 02/17/26	LISTED	USD	Anleihen	Republic of Italy	bbb	40,000,000	34,079,333.52
US465410CC03	ITALY GOVT INT BOND ITALY 3 7/8 05/06/51	LISTED	USD	Anleihen	Republic of Italy	bbb	40,000,000	24,511,975.76
US83368TAZ12	SOCIETE GENERALE SOCGEN 1.488 12/14/26	LISTED	USD	Anleihen	Societe Generale SA	n.v.	13,000,000	10,966,496.26
USC17988AA17	CANADIAN IMPERIAL BANK CM 4.414 06/08/28	LISTED	USD	Anleihen	Canadian Imperial Bank of Commerce/Canada	aaa	12,000,000	10,924,282.87
XS2443920249	ING GROEP NV INTNED 1 1/4 02/16/27	LISTED	EUR	Anleihen	ING Groep NV	a	12,600,000	11,629,217.88
XS2486589596	HSBC HOLDINGS PLC HSBC 3.019 06/15/27	LISTED	EUR	Anleihen	HSBC Holdings PLC	a	10,000,000	9,552,709.00
XS2487667276	BARCLAYS PLC BACR 2.885 01/31/27	LISTED	EUR	Anleihen	Barclays PLC	bbb	24,000,000	22,952,244.00

In relation to securities lending transactions, the investment fund is not entirely collateralized by means of securities which are either issued or guaranteed by an EEA member state.

Collateral holding period: unlimited

Period of securities lending:

Duration / Days	< 1 day	1-7 days	7-30 days	30-90 days	90-360 days
	0 %	0 %	0 %	0 %	100 %

Country of counterparty (Raiffeisen Bank International AG): Austria

Settlement: bilateral

- Reuse of collateral:

Collateral received is not reused.

- Custody of collateral which the investment fund has received in connection with securities lending transactions:

The collateral will be held in a separate sub-account with the custodian bank/depositary for each fund.

- Custody of collateral which the investment fund has provided in connection with securities lending transactions:

Within the limits stipulated by law (§ 84 InvFG), the management company is merely permitted to lend securities to third parties. However, it is not permitted to borrow securities. Accordingly, the investment fund will not provide any collateral within the scope of securities lending transactions.

- Fees, direct and indirect operating costs and income of the investment fund resulting from securities lending transactions during the accounting period:

Income: 552,068.40 EUR (of which 100 % from securities lending transactions)

Costs: N/A

#### **Further information on repurchase agreements**

During the reporting period, no repurchase agreements were concluded on behalf of the fund. Accordingly, the information concerning repurchase agreements which is stipulated in § 8 of the Austrian Securities Lending and Repurchase Agreement Ordinance and Art. 13 of Regulation (EU) No. 2015/2365 is not required.

### Total return swaps and similar derivative instruments

A total return swap is a credit derivative instrument. Income and fluctuations in the value of the underlying financial instrument (underlying instrument or reference asset) are exchanged for fixed interest payments.

The fund did not enter into total return swaps or similar derivative instruments in the period under review.

### Calculation method for overall risk

---

Calculation method for overall risk	Simplified approach
-------------------------------------	---------------------

---

**Remuneration paid to the employees of Raiffeisen Kapitalanlage-Gesellschaft m.b.H. in EUR (financial year 2022 of Raiffeisen Kapitalanlage-Gesellschaft m.b.H.)**

Total number of employees	278
Number of risk-bearers	94
Fixed remuneration	26,202,737.91
Variable remuneration (bonuses)	3,326,445.03
<b>Total remuneration for employees</b>	<b>29,529,182.94</b>
of which remuneration for managing directors	1,551,531.28
of which remuneration for managers (risk-bearers)	2,626,366.43
of which remuneration for other risk-bearers	10,559,239.73
of which remuneration for employees in positions of control	225,809.39
of which remuneration for employees in the same income bracket as managing directors and risk-bearers due to their overall remuneration	0.00
<b>Total remuneration for risk-bearers</b>	<b>14,962,946.83</b>

- The remuneration guidelines (“remuneration guidelines”) issued by Raiffeisen Kapitalanlage-Gesellschaft m.b.H. serve as a binding framework for fulfillment of the remuneration policy and practice requirements stipulated in §§ 17 (a) to (c) of the Austrian Investment Fund Act (InvFG), § 11 of the Austrian Alternative Investment Fund Managers Act (AIFMG) and Enclosure 2 to § 11 AIFMG. Fixed and variable remuneration components are determined on the basis of these remuneration guidelines.

Raiffeisen Kapitalanlage-Gesellschaft m.b.H. has established a systematic, structured, differentiating and incentivizing compensation system which reflects the company’s values as well as clear and consistent outline conditions. Its employees’ compensation comprises fixed salary components as well as variable salary components for some positions. This remuneration – in particular, the variable salary component (where applicable) – reflects an objective organizational structure (“job grades”).

Compensation is determined on the basis of regular market comparisons and in accordance with local remuneration practice. The goal is to encourage employees’ long-term loyalty to the company while also promoting their performance and their development within the framework of a management or specialist career path.

At Raiffeisen Kapitalanlage-Gesellschaft m.b.H., an employee’s basic salary (fixed remuneration) is non-discretionary remuneration which does not vary in accordance with the performance of the company (earnings before interest and tax) or of the specific employee (individual target achievement). It primarily reflects relevant professional experience and organizational responsibility, as outlined in the employee’s job description as part of his terms of employment. The employee’s fixed salary is determined on the basis of his market value, his individual qualifications and the position which he holds at Raiffeisen Kapitalanlage-Gesellschaft m.b.H.

Raiffeisen Kapitalanlage-Gesellschaft m.b.H. uses all of the standard remuneration management instruments (e.g. domestic and foreign remuneration studies, salary bands, position grading).

The employee’s variable salary reflects the achievement of company and performance targets which are specified and reviewed within the scope of a performance management process. Employees’ targets are specified on the basis of the company’s strategic targets, the targets of their organizational unit or department and their function. Target agreements are concluded and the employee’s level of target achievement (= performance) is determined through annual performance appraisals (“MBO system”).

The target structure at Raiffeisen Kapitalanlage-Gesellschaft m.b.H. differentiates between qualitative targets – which include individual targets or division and department targets – and quantitative targets, e.g. performance and income targets, and also quantifiable project targets. Every manager is also assigned management targets. Quantitative one-year or multiple-year targets also apply within the scope of the company's core activities of sales and fund management.

- Since the performance period 2015, in accordance with the regulatory requirements a portion of the variable remuneration for risk-bearers is paid out in the form of units in an investment fund managed by Raiffeisen Kapitalanlage-Gesellschaft m.b.H. In addition, as required by law portions of the variable remuneration of risk-bearers are deferred and paid out over a period of several years.
- The supervisory board of Raiffeisen Kapitalanlage-Gesellschaft m.b.H. resolves the general remuneration policy principles specified by the remuneration committee, reviews them at least once a year and is responsible for their implementation and for monitoring of this issue. The supervisory board most recently fulfilled this duty on Mar 24, 2023. It has not identified any need for changes or any irregularities in relation to the remuneration policy of Raiffeisen Kapitalanlage-Gesellschaft m.b.H.
- In addition, at least once per year a central and independent internal review determines whether the company's remuneration policy has been implemented in accordance with the applicable remuneration regulations and procedures. The internal auditing division of Raiffeisen Kapitalanlage-Gesellschaft m.b.H. published its most recent report on Nov 06, 2023. This report has not resulted in any material findings concerning the remuneration policy of Raiffeisen Kapitalanlage-Gesellschaft m.b.H.
- The remuneration policy of Raiffeisen Kapitalanlage-Gesellschaft m.b.H. has not been subject to any significant changes in the reporting period.

#### **Remuneration principles of Raiffeisen Kapitalanlage-Gesellschaft m.b.H.**

- The remuneration principles of Raiffeisen Kapitalanlage-Gesellschaft m.b.H. support the business strategy and the long-term goals, interests and values of the company and of the investment funds managed by Raiffeisen Kapital-anlage-Gesellschaft m.b.H.
- The remuneration principles of Raiffeisen Kapitalanlage-Gesellschaft m.b.H. include measures to avoid conflicts of interest.
- The remuneration principles and policies of Raiffeisen Kapitalanlage-Gesellschaft m.b.H. are consistent with and promote sound and effective risk-taking practices and avoid incentives for any inappropriate risk-taking propensity which exceed the level of risk tolerated by Raiffeisen Kapitalanlage-Gesellschaft m.b.H. or the investment funds under its management.
- The total amount of variable remuneration will not limit the capacity of Raiffeisen Kapitalanlage-Gesellschaft m.b.H. to strengthen its capital base.
- Variable remuneration is not paid by means of instruments or methods which facilitate circumvention of applicable legal requirements.
- Employees in positions of control are rewarded irrespective of the business unit which they supervise, they have an appropriate level of authority and their remuneration is determined on the basis of the fulfillment of their organizational targets in connection with their functions, irrespective of the results of the business activities under their supervision.

- Guaranteed variable remuneration is not consistent with sound risk management or the “pay-for-performance” principle and should not be included in future remuneration plans. Guaranteed variable remuneration is the exception:., This is only provided in connection with new hirings and only where Raiffeisen Kapitalanlage-Gesellschaft m.b.H. has a sound and strong capital base. It is limited to the first year of employment.
- Any payments relating to the premature termination of a contract must reflect the performance realized over the relevant period of time and must not reward failures or misconduct.


**Raiffeisen Kapitalanlage-Gesellschaft m.b.H. complies with the code of conduct for the Austrian investment fund industry 2012.**

Vienna, 20 December 2023

**Raiffeisen Kapitalanlage-Gesellschaft m.b.H.**



Mag. (FH) Dieter Aigner



Ing. Michal Kustra



Mag. Hannes Cizek

## Audit opinion

### Report on the annual fund report

#### Audit opinion

We have audited the annual fund report issued by Raiffeisen Kapitalanlage-Gesellschaft m.b.H., Vienna, for its fund Raiffeisen Sustainable Mix, consisting of the portfolio of investments as of September 30, 2023, the income statement for the financial year ending as of this date and the other disclosures required under Annex I Schedule B of the 2011 Austrian Investment Fund Act (Investmentfondsgesetz, InvFG).

In our view, the annual fund report complies with applicable statutory requirements and provides a true and fair view of the net assets and financial position as of September 30, 2023 as well as the earnings position for the fund for the financial year ending as of this date, in compliance with Austrian commercial law, the provisions of InvFG 2011.

#### Basis for the audit opinion

We performed our audit in accordance with § 49 (5) InvFG 2011 in accordance with Austrian principles of orderly auditing. These principles require application of the International Standards on Auditing (ISA). Our responsibilities on the basis of these requirements and standards are outlined in further detail in the “Responsibilities of the auditor for the audit of the annual fund report” section of our audit certificate. We are independent from the company, in compliance with Austrian commercial law and professional standards, and we have fulfilled our other professional duties in accordance with these requirements. In our view, we have obtained sufficient and suitable audit documentation as a basis for our audit opinion. In our view, the documentation we have obtained up to the date of this audit certificate forms a sufficient and suitable basis for our audit opinion of the same date.

#### Other information

The company’s legal representatives are responsible for the other information provided. This other information comprises all of the information included in the annual fund report, with the exception of the portfolio of investments, the income statement, the other disclosures required under Annex I Schedule B InvFG 2011 and the audit certificate.

Our audit opinion for the annual fund report does not cover this other information, and we do not provide any sort of assurance in this regard.

In connection with our audit of the annual fund report, we have the responsibility to read such other information and, in doing so, assess whether this other information contains material inconsistencies with the annual fund report or with the knowledge obtained in our audit, or whether such information appears to be otherwise misrepresented.

If, on the basis of the work we have carried out in regard of the other information obtained prior to the date of the audit certificate, we conclude that a material misstatement of such other information exists, we are obliged to report the matter. We have nothing to report in this respect.

#### Responsibilities of the company’s legal representatives and the supervisory board for the annual fund report

The company’s legal representatives are responsible for the preparation of the annual fund report and for ensuring that it provides a true and fair view of the fund’s net assets, financial and earnings position in compliance with Austrian commercial law and the provisions of InvFG 2011. The company’s legal representatives are also responsible for the internal controls which they deem necessary in order to enable the preparation of an annual fund report which is free from material misrepresentations caused by fraudulent acts or errors.



The supervisory board is responsible for monitoring the company's accounting process in relation to the funds under its management.

### **Responsibilities of the auditor for the audit of the annual fund report**

Our goals are to establish sufficient certainty as to whether the annual fund report as a whole is free from material misrepresentations caused by fraudulent acts or errors and to issue an audit certificate which includes our audit opinion.

Sufficient certainty means a high level of certainty, but not a guarantee, that an orderly audit performed in accordance with the recognized Austrian principles, which require application of the ISA, will always uncover any material misrepresentation. Misrepresentations may result from malicious acts or on the basis of errors and will be deemed material where they may be reasonably expected, either individually or collectively, to influence the economic decisions made by users on the basis of this annual fund report.

As part of an audit complying with the recognized Austrian principles of orderly auditing, which require application of the ISA, we exercise due discretion throughout our audit and maintain a critical distance.

In addition, the following applies:

- We identify and assess the risks of material misrepresentations caused by fraudulent acts or errors in the annual fund report, plan audit activities in response to these risks, implement these activities and obtain audit documentation which is sufficient and suitable in order to serve as a basis for our audit opinion. The risk of material misrepresentations resulting from malicious acts not being uncovered is greater than the risk resulting from errors, since malicious acts may include collusive collaboration, falsifications, deliberate incompleteness, misleading representations or the suspension of internal controls.
- We obtain a picture of the internal control system which is relevant for the audit so as to plan audit activities which are adequate in the given circumstances, but not with the objective of providing an audit opinion regarding the effectiveness of the company's internal control system.
- We evaluate the adequacy of the accounting methods applied by the company's legal representatives as well as the reasonableness of the legal representatives' estimates in the accounting as well as the related disclosures.
- We evaluate the overall picture, the structure and the contents of the annual fund report including the disclosures and whether the annual fund report provides a true and fair view of the underlying business transactions and events.

We discuss matters with the supervisory board including the planned scope of the audit and its schedule as well as significant audit findings, including any significant shortcomings in the internal control system that we identify in the course of our audit.

**Auditor in charge**

The auditor in charge of the audit is Mr. Wilhelm Kovsca.

Vienna

21 December 2023

KPMG Austria GmbH

Wirtschaftsprüfungs- und Steuerberatungsgesellschaft

Wilhelm Kovsca

Auditor

## Tax treatment

Once the new reporting framework comes into effect (from Jun 6, 2016), Österreichische Kontrollbank (OeKB) will prepare the details of the tax arrangements for the fund and publish them on [my.oekb.at](http://my.oekb.at). The tax documents are available for downloading for all funds. The tax documents are also available on our website [www.rcm.at](http://www.rcm.at). Please visit [my.oekb.at](http://my.oekb.at) for detailed information on offsettable and reimbursable foreign taxes.

## Fund regulations

### Fund regulations pursuant to the 2011 Austrian Investment Fund Act

The Austrian Financial Market Authority (FMA) has approved the fund regulations for the investment fund Raiffeisen Sustainable Mix, a jointly owned fund pursuant to the 2011 Austrian Investment Fund Act, as amended (InvFG).

The investment fund is an undertaking for collective investment in transferable securities (UCITS) and is managed by Raiffeisen Kapitalanlage-Gesellschaft m.b.H. (hereinafter: the “management company”) which is headquartered in Vienna.

#### Article 1 Fund units

The fund units are embodied in unit certificates with the character of financial instruments which are issued to bearer.

The unit certificates shall be represented by global certificates for each unit class and – at the discretion of the management company – by actual securities.

#### Article 2 Custodian bank (depository)

Raiffeisen Bank International AG, Vienna, is the investment fund’s custodian bank (depository).

The custodian bank (depository), the regional Raiffeisen banks, Kathrein Privatbank Aktiengesellschaft, Vienna, and other paying agents referred to in the prospectus are the paying agents for unit certificates and the handover offices for income coupons (actual securities).

#### Article 3 Investment instruments and principles

The following assets pursuant to InvFG may be selected for the investment fund.

At the individual stock level (i.e. not including units in investment funds, derivative instruments and sight deposits or deposits at notice) the investment fund exclusively invests in securities and/or money market instruments whose issuers are classified as sustainable on the basis of social, ecological and ethical criteria. The fund will not invest in certain sectors such as the arms industry or the genetic engineering of crops, nor in companies which violate labor and human rights, etc. The investment fund invests at least 51 % of the fund assets directly in equities (and equity-equivalent securities) issued by companies which are headquartered or mainly active in North America, Europe or Asia and/or in bonds whose issuers are headquartered in North America, Europe or Asia. At least 25 % of the fund assets are directly invested in equities.

The following investment instruments are purchased for the fund assets, while complying with the investment focus outlined above.

Where appropriate, the fund may purchase units in investment funds whose investment restrictions differ in terms of the investment focus outlined above and the restrictions specified below with regard to investment instruments. This will not affect the fund’s compliance with the above investment focus at all times.

##### Securities

The fund may purchase securities (including securities with embedded derivative instruments) as permitted by law.

##### Money market instruments

Money market instruments may comprise up to 49 % of the fund assets.

##### Securities and money market instruments

Not fully paid-in securities or money market instruments and subscription rights for such instruments or other not fully paid-in financial instruments may only be purchased for up to 10 % of the fund assets.

Securities and money market instruments may be purchased if they comply with the criteria concerning listing and trading on a regulated market or a securities exchange pursuant to InvFG.

Securities and money market instruments which do not fulfill the criteria laid down in the above paragraph may be purchased for up to 10 % of the fund assets in total.

### Units in investment funds

Units in investment funds (UCITS, UCI) may each amount to up to 10 % of the fund assets – and up to 10 % of the fund assets in total – insofar as these UCITS or UCI do not, for their part, invest more than 10 % of their fund assets in units in other investment funds.

### Derivative instruments

Derivative instruments may be used as part of the fund's investment strategy for up to 49 % of the fund assets and for hedging purposes.

### Investment fund's risk measurement method

The investment fund applies the following risk measurement method:

### Commitment approach

The commitment figure is calculated pursuant to the 3rd chapter of the 4th Austrian Derivatives Risk Calculation and Reporting Ordinance (*Derivate-Risikoberechnungs- und Meldeverordnung, DeRiMV*), as amended.

The overall risk for derivative instruments which are not held for hedging purposes is limited to 49 % of the overall net value of the fund assets.

### Sight deposits or deposits at notice

Sight deposits and deposits at notice with terms not exceeding 12 months may amount to up to 25 % of the fund assets. No minimum bank balance is required.

Within the scope of restructuring of the fund portfolio and/or a justified assumption of impending losses for securities, the investment fund may hold a lower proportion of securities and a higher proportion of sight deposits or deposits at notice with terms not exceeding 12 months.

### Short-term loans

The management company may take up short-term loans of up to 10 % of the fund assets for account of the investment fund.

### Repos

Repurchase agreements may comprise up to 100 % of the fund assets.

### Securities lending

Securities lending transactions may comprise up to 30 % of the fund assets.

Investment instruments may only be acquired uniformly for the entire investment fund, not for an individual unit class or for a group of unit classes.

However, this does not apply for currency hedge transactions. These transactions may only be entered into in relation to a single unit class. Expenses and income resulting from a currency hedge transaction shall exclusively be allocated to the relevant unit class.

## Article 4 Issuance and redemption modalities

The unit value shall be calculated in EUR or the currency of the unit class.

The value of the units will be calculated on each banking day in Austria.

### Issuance and subscription fee

Units will be issued on any banking day in Austria.

The issue price is the unit value plus a fee per unit of up to 3 % to cover the management company's issuing costs.

Unit issuance shall not in principle be subject to limitation; however, the management company reserves the right temporarily or entirely to discontinue its issuance of unit certificates.

The management company shall be entitled to introduce a graduated subscription fee.

### **Redemption and redemption fee**

Units will be redeemed on any banking day in Austria.

The redemption price is based on the value of a unit. No redemption fee will be charged.

At the request of a unitholder, its unit shall be redeemed out of the investment fund at the applicable redemption price, against surrender of the unit certificate, those income coupons which are not yet due and the renewal certificate.

### **Article 5 Accounting year**

The investment fund's accounting year runs from October 1 to September 30.

### **Article 6 Unit classes and appropriation of income**

Income-distributing unit certificates, income-retaining unit certificates with payment of capital gains tax and income-retaining unit certificates without payment of capital gains tax may be issued for the investment fund.

Various classes of unit certificates may be issued for this investment fund. The management company may decide to establish unit classes or to issue units in a given unit class.

#### **Appropriation of income for income-distributing unit certificates (income distribution)**

Once costs have been covered, the income received during the past accounting year (interest and dividends) may be distributed at the discretion of the management company. Distribution may be waived subject to due consideration of the unitholders' interests. The distribution of income from the sale of assets of the investment fund including subscription rights shall likewise be at the discretion of the management company. A distribution from the fund assets and interim distributions are also permissible.

The fund assets may not through distributions fall below the minimum volume for a termination which is stipulated by law.

From December 15 of the following accounting year the amounts are to be distributed to the holders of income-distributing unit certificates. Any remaining balances shall be carried forward to a new account.

In any case, from December 15 an amount calculated pursuant to InvFG shall be paid out, to be used where applicable to meet any capital gains tax commitments on the distribution-equivalent return on those unit certificates, unless the management company ensures through appropriate proof from the custodians that at the time of payout the unit certificates may only be held by unitholders who are either not subject to Austrian income or corporate income tax or who fulfill the requirements for an exemption pursuant to § 94 of the Austrian Income Tax Act or for a capital gains tax exemption.

Unitholders' entitlement to the distribution of income shares shall become time-barred after five years. After this period, such income shares shall be treated as income of the investment fund.

#### **Appropriation of income in case of income-retaining unit certificates with payment of capital gains tax (income retention)**

Income during the accounting year net of costs shall not be distributed. In case of income-retaining unit certificates, from December 15 an amount calculated pursuant to InvFG shall be paid out, to be used where applicable to meet any capital gains tax commitments on the distribution-equivalent return on those unit certificates, unless the management company ensures through appropriate proof from the custodians that as of the payment date the unit certificates are only held by unitholders who are either not subject to Austrian income or corporate income tax or who fulfill the requirements for an exemption pursuant to § 94 of the Austrian Income Tax Act or for a capital gains tax exemption.

#### **Appropriation of income in case of income-retaining unit certificates without payment of capital gains tax (full income retention)**

Income during the accounting year net of costs shall not be distributed. No payment pursuant to InvFG will be made. December 15 of the following accounting year shall be the key date pursuant to InvFG in case of failure to pay capital gains tax on the annual income.

The management company shall ensure through appropriate proof from the custodians that at the time of payout the unit certificates may only be held by unitholders who are either not subject to Austrian income or corporate income tax or who fulfill the requirements for exemption as per § 94 of the Austrian Income Tax Act or for a capital gains tax exemption.

If these preconditions have not been met as of the payment date, the amount calculated pursuant to InvFG shall be paid out by the custodian bank in the form of credit.

### **Appropriation of income in case of income-retaining unit certificates without payment of capital gains tax (full income retention – foreign tranche)**

Income-retaining unit certificates without payment of capital gains tax shall only be sold outside Austria.

Income during the accounting year net of costs shall not be distributed. No payment pursuant to InvFG will be made.

The management company shall ensure through appropriate proof that as of the payment date the unit certificates may only be held by unitholders who are either not subject to Austrian income or corporate income tax or who fulfill the requirements for exemption pursuant to § 94 of the Austrian Income Tax Act or for a capital gains tax exemption. This can be validly proved by the cumulative submission of statements from both the custodian bank and the management company that they are not aware of a sale to other persons.

## **Article 7 Management fee, reimbursement of expenses, liquidation fee**

The management company shall receive for its management activity an annual remuneration of up to 1.50 % of the fund assets that is calculated, recorded and deducted monthly on the basis of the respective fund assets for each calendar day.

### **Management fee for unit class tranche S**

The management company shall receive for its management activity an annual remuneration of up to 2 % of the fund assets that is calculated, recorded and deducted monthly on the basis of the respective fund assets for this tranche for each calendar day.

The management company is entitled to reimbursement of all expenses associated with its management of the fund.

The management company shall be entitled to introduce a graduated management fee.

The costs arising at the introduction of new unit classes for existing asset portfolios shall be deducted from the unit prices of the new unit classes.

In case of the liquidation of the investment fund, the liquidator shall receive remuneration amounting to 0.5 % of the fund assets.

**Please refer to the prospectus for further information on this investment fund.**

## Appendix

### List of stock exchanges with official trading and organized markets

#### 1. Stock exchanges with official trading and organized markets in the member states of the EEA, as well as stock exchanges in European countries which are not EEA members that are considered to be equal to regulated markets

Each Member State is required to maintain an updated register of regulated markets authorized by it. This register is to be made available to the other member states and to the Commission.

According to this provision, the Commission is obliged to publish once a year a register of the regulated markets of which it has received notice.

Due to decreasing restrictions and to trading segment specialization, the register of “regulated markets” is undergoing great changes. In addition to the annual publication of a register in the official gazette of the European Union, the Commission will therefore provide an updated version on its official internet site.

##### 1.1. The current register of regulated markets is available at:

[https://registers.esma.europa.eu/publication/searchRegister?core=esma\\_registers\\_upreg](https://registers.esma.europa.eu/publication/searchRegister?core=esma_registers_upreg)<sup>1</sup>

##### 1.2. The following stock exchanges are to be included in the register of regulated markets:

- |        |             |   |
|--------|-------------|---|
| 1.2.1. | Luxembourg  | Euro MTF Luxembourg                             |
| 1.2.2. | Switzerland | SIX Swiss Exchange AG, BX Swiss AG <sup>2</sup> |

##### 1.3. Recognized markets in the EEA pursuant to § 67 (2) item 2 InvFG:

Markets in the EEA classified as recognized markets by the relevant supervisory authorities.

#### NOTICE

**Following the departure of the United Kingdom of Great Britain and Northern Ireland (UK) from the EU and the loss of its status as an EEA member state, the stock exchanges / regulated markets located there have lost their status as EEA stock exchanges / regulated markets. Since this time, the following stock exchanges and regulated markets located in the UK:**

**Cboe Europe Equities Regulated Market – Integrated Book Segment, London Metal Exchange, Cboe Europe Equities Regulated Market – Reference Price Book Segment, Cboe Europe Equities Regulated Market – Off-Book Segment, London Stock Exchange Regulated Market (derivatives), NEX Exchange Main Board (non-equity), London Stock Exchange Regulated Market, NEX Exchange Main Board (equity), Euronext London Regulated Market, ICE FUTURES EUROPE, ICE FUTURES EUROPE - AGRICULTURAL PRODUCTS DIVISION, ICE FUTURES EUROPE - FINANCIAL PRODUCTS DIVISION, ICE FUTURES EUROPE - EQUITY PRODUCTS DIVISION and Gibraltar Stock Exchange**

**In these fund regulations, they shall explicitly be regarded as selected stock markets or recognized regulated markets of a third country within the meaning of the 2011 Austrian Investment Fund Act and the UCITS Directive.**

#### 2. Stock exchanges in European states which are not members of the EEA

- |      |                       |   |
|------|-----------------------|---|
| 2.1. | Bosnia & Herzegovina: | Sarajevo, Banja Luka                                |
| 2.2. | Montenegro:           | Podgorica   |
| 2.3. | Russia:               | Moscow Exchange                                     |
| 2.4. | Serbia:               | Belgrade  |
| 2.5. | Turkey:               | Istanbul (for Stock Market, “National Market” only) |

#### 3. Stock exchanges in non-European states

- |      |            |  |
|------|------------|--|
| 3.1. | Australia: | Sydney, Hobart, Melbourne, Perth                 |
| 3.2. | Argentina: | Buenos Aires                                     |
| 3.3. | Brazil:    | Rio de Janeiro, Sao Paulo                        |
| 3.4. | Chile:     | Santiago   |
| 3.5. | China:     | Shanghai Stock Exchange, Shenzhen Stock Exchange |

<sup>1</sup> To open the register, in the left-hand column under “Entity type”, select “Regulated market” and click “Search” (click “Show table columns” and “Update” as necessary). The link may be modified by the European Securities and Markets Authority (ESMA).

<sup>2</sup> Due to the expiry of equivalence for Swiss stock exchanges, SIX Swiss Exchange AG and BX Swiss AG are now included under Section 2 “Stock exchanges in European states which are not members of the EEA” until further notice.



3.6.	Hong Kong:	Hong Kong Stock Exchange
3.7.	India:	Mumbai
3.8.	Indonesia:	Jakarta
3.9.	Israel:	Tel Aviv
3.10.	Japan:	Tokyo, Osaka, Nagoya, Fukuoka, Sapporo
3.11.	Canada:	Toronto, Vancouver, Montreal
3.12.	Colombia:	Bolsa de Valores de Colombia
3.13.	Korea:	Korea Exchange (Seoul, Busan)
3.14.	Malaysia:	Kuala Lumpur, Bursa Malaysia Berhad
3.15.	Mexico:	Mexico City
3.16.	New Zealand:	Wellington, Auckland
3.17.	Peru	Bolsa de Valores de Lima
3.18.	Philippines:	Philippine Stock Exchange
3.19.	Singapore:	Singapore Stock Exchange
3.20.	South Africa:	Johannesburg
3.21.	Taiwan:	Taipei
3.22.	Thailand:	Bangkok
3.23.	USA:	New York, NYCE American, New York Stock Exchange (NYSE), Philadelphia, Chicago, Boston, Cincinnati; Nasdaq
3.24.	Venezuela:	Caracas
3.25.	United Arab Emirates:	Abu Dhabi Securities Exchange (ADX)

#### 4. Organized markets in states which are not members of the European Union

4.1.	Japan:	Over-the-counter market
4.2.	Canada:	Over-the-counter market
4.3.	Korea:	Over-the-counter market
4.4.	Switzerland:	Over-the-counter market of the members of the International Capital Market Association (ICMA), Zurich
4.5.	USA:	Over-the-counter market (subject to supervisory oversight, e.g. SEC, FINRA)

#### 5. Stock exchanges with futures and options markets

5.1.	Argentina:	Bolsa de Comercio de Buenos Aires
5.2.	Australia:	Australian Options Market, Australian Securities Exchange (ASX)
5.3.	Brazil:	Bolsa Brasileira de Futuros, Bolsa de Mercadorias & Futuros, Rio de Janeiro Stock Exchange, Sao Paulo Stock Exchange
5.4.	Hong Kong:	Hong Kong Futures Exchange Ltd.
5.5.	Japan:	Osaka Securities Exchange, Tokyo International Financial Futures Exchange, Tokyo Stock Exchange
5.6.	Canada:	Montreal Exchange, Toronto Futures Exchange
5.7.	Korea:	Korea Exchange (KRX)
5.8.	Mexico:	Mercado Mexicano de Derivados
5.9.	New Zealand:	New Zealand Futures & Options Exchange
5.10.	Philippines:	Manila International Futures Exchange
5.11.	Singapore:	The Singapore Exchange Limited (SGX)
5.12.	South Africa:	Johannesburg Stock Exchange (JSE), South African Futures Exchange (SAFEX)
5.13.	Turkey:	TurkDEX
5.14.	USA:	NYCE American, Chicago Board Options Exchange, Chicago Board of Trade, Chicago Mercantile Exchange, Comex, FINEX, ICE Future US Inc. New York, Nasdaq, New York Stock Exchange, Boston Options Exchange (BOX)

**Product name:**

Raiffeisen Sustainable Mix  
(Original German name: Raiffeisen-Nachhaltigkeit-Mix)

**Legal entity identifier:** 529900TCP08VKZIACQ29

This product (the fund) is managed by Raiffeisen Kapitalanlage-Gesellschaft m. b. H. as the management company.  
Fund manager: Raiffeisen Kapitalanlage-Gesellschaft m.b.H.

**Sustainable investment** means an investment in an economic activity that contributes to an environmental or social objective, provided that the investment does not significantly harm any environmental or social objective and that the investee companies follow good governance practices.

The **EU Taxonomy** is a classification system laid down in Regulation (EU) 2020/852, establishing a list of **environmentally sustainable economic activities**. That Regulation does not lay down a list of socially sustainable economic activities. Sustainable investments with an environmental objective might be aligned with the Taxonomy or not.

**Environmental and/or social characteristics**

<b>Did this financial product have a sustainable investment objective?</b>	
<input checked="" type="radio"/> <input checked="" type="radio"/> <input type="checkbox"/> <b>Yes</b>	<input checked="" type="radio"/> <input type="radio"/> <input checked="" type="checkbox"/> <b>No</b>
<input type="checkbox"/> It made <b>sustainable investments with an environmental objective</b> : ___ %  <input type="checkbox"/> in economic activities that do not qualify as environmentally sustainable under the EU Taxonomy  <input type="checkbox"/> in economic activities that do not qualify as environmentally sustainable under the EU Taxonomy  <input type="checkbox"/> It made <b>sustainable investments with a social objective</b> : ___ %	<input checked="" type="checkbox"/> It <b>promoted Environmental/Social (E/S) characteristics</b> and while it did not have as its objective a sustainable investment, it had a proportion of <u>93.9%</u> of sustainable investments  <input type="checkbox"/> with an environmental objective in economic activities that qualify as environmentally sustainable under the EU Taxonomy  <input checked="" type="checkbox"/> with an environmental objective in economic activities that do not qualify as environmentally sustainable under the EU Taxonomy  <input checked="" type="checkbox"/> with a social objective  <input type="checkbox"/> It promoted E/S characteristics, but <b>did not make any sustainable investments</b> .



**To what extent were the environmental and/or social characteristics promoted by this financial product met?**

The fund took into account environmental and social criteria for investment, in particular climate change, natural capital & biodiversity, pollution and waste, environmental improvement opportunities (such as green technologies and renewable energy), human resources, product liability & safety, stakeholder relations and social improvement opportunities (such as access to healthcare). Corporate governance as well as entrepreneurial behaviour & business ethics (overall "good governance") were in any case prerequisites for an investment.

There was no limitation to specific environmental or social characteristics.  
No reference benchmark was designated for the achievement of the promoted environmental or social characteristics.

**Sustainability indicators**  
measure how the environmental or social characteristics promoted by the financial product are attained.

- **How did the sustainability indicators perform?**  
The Raiffeisen ESG indicator is used by the management company as an internal sustainability indicator. The management company continually analyses companies and sovereigns based on internal and external research sources. The results of this sustainability research are combined with a comprehensive ESG evaluation, including an ESG risk assessment, to create the so-called Raiffeisen ESG indicator. The Raiffeisen ESG indicator is measured on a scale from 0 to 100. The assessment also takes into account the relevant sector.

At the end of the abbreviated accounting year the Raiffeisen ESG indicator was: 74.88

- **...and compared to previous periods?**  
As of 31.8.2022: Raiffeisen ESG indicator 73.8

- **What were the objectives of the sustainable investments that the financial product partially made and how did the sustainable investment contribute to such objectives?**  
The objectives of the sustainable investments covered improvements in the areas of climate change, natural capital and biodiversity, pollution and waste, environmental improvement vectors (such as green technologies and renewable energy), human resources, product liability and safety, relationships with interest groups, and social improvement vectors (such as access to health care) compared with the traditional market. Good corporate governance, including business practices and business ethics, was a prerequisite for an investment in any case.

The sustainability of an economic activity was assessed on the basis of the internal Raiffeisen ESG corporate indicator. It combined a wide range of data points relating to environmental, social, and governance (ESG) factors. In addition to sustainability opportunities and risks, the contribution that the business activity made to sustainable objectives along the entire value chain was examined and transformed into qualitative and quantitative ratings. An important part of this was the sustainable influence of the respective products and/or services (economic activity).

Climate protection bonds, also called green bonds, serve to raise financing for environmental projects. These were categorised as sustainable investments if the issuer was not excluded from investment based on the investment criteria and if they complied with the Green Bond Principles of the International Capital Markets Association or the EU Green Bond Principles.

The sustainability of government bonds was assessed on the basis of the internal Raiffeisen ESG sovereign indicator. A variety of topics were identified for the assessment of sovereigns and were represented by so-called factors. This indicator afforded a comprehensive view of environmental (biodiversity, climate change, resources, environmental protection), social (basic needs, justice, human capital, satisfaction), and governance (institutions, political system, finances, and transparency) factors.

At the end of the abbreviated accounting year, the level of investments in economic activities that are environmentally sustainable within the meaning of the EU Taxonomy Regulation did not exceed a de minimis level.

● **How did the sustainable investments that the financial product partially made not cause significant harm to any environmental or social sustainable investment objective?**

To avoid significant adverse impacts on an environmental or social sustainable investment objective, securities that violate negative criteria as defined by the management company for this purpose and relating to environmental and social objectives (such as the extraction and use of coal, labour rights violations, human rights violations, and corruption) did not qualify as a sustainable investment.

**Principal adverse impacts**

are the most significant negative impacts of investment decisions on sustainability factors relating to environmental, social and employee matters, respect for human rights, anti-corruption and anti-bribery matters.

**How were the indicators for adverse impacts on sustainability factors taken into account?**

See the information under „How did this financial product consider principal adverse impacts on sustainability factors?“.

**Were sustainable investments aligned with the OECD Guidelines for Multinational Enterprises and the UN Guiding Principles on Business and Human Rights? Details:**

The positive and negative criteria contained in the investment strategy covered all aspects of the OECD Guidelines for Multinational Enterprises (such as avoidance of environmental destruction, corruption, and human rights violations as well as adherence to the core ILO labour standards). The fund management continuously monitored various channels of information such as the media and research agencies to determine whether investments are affected by serious controversies.

In addition, the fund assets were assessed for potential violations of the OECD Guidelines for Multinational Enterprises by means of a screening tool from a recognised ESG research provider. A company that did not comply with the OECD Guidelines for Multinational Enterprises was not eligible for investment. A violation was assumed to exist if a company was involved in one or more controversial incidents in which there were credible allegations that the company or its management had caused substantial damage of a significant scope in violation of global standards.

The EU Taxonomy sets out a “do not significant harm” principle by which Taxonomy-aligned investments should not significantly harm EU Taxonomy objectives and is accompanied by specific Union criteria.

The “do no significant harm” principle applies only to those investments underlying the financial product that take into account the Union criteria for environmentally sustainable economic activities. The investments underlying the remaining portion of this financial product do not take into account the Union criteria for environmentally sustainable economic activities.

Any other sustainable investments must also not significantly harm any environmental or social objectives.



## How did this financial product consider principal adverse impacts on sustainability factors?

The consideration of the principal adverse impacts of investment decisions on sustainability factors occurred through negative criteria, through the integration of ESG research into the investment process (ESG scores), and in security selection (positive criteria). The use of positive criteria included the absolute and relative assessment of companies regarding stakeholder-related data, e.g. relating to employees, society, suppliers, business ethics, and the environment, as well as the absolute and relative assessment of sovereigns regarding the development of factors related to sustainable development such as the political system, human rights, social structures, environmental resources, and climate change policy. In addition, the instrument of shareholder engagement was used with companies in the form of corporate dialogue and especially the exercise of voting rights so as to reduce adverse sustainability impacts. These shareholder engagement activities were conducted irrespective of any concrete investment in the respective company and are not documented at the fund level at the moment. The table shows the topics from which sustainability scores for adverse impacts were considered in particular, as well as the main methods that were applied.

Companies		Negative criteria	Positive criteria
Environment	Greenhouse gas emissions	✓	✓
	Activities with adverse impacts on areas with protected biodiversity	✓	✓
	Water (pollution, consumption)		✓
	Hazardous waste		✓
Social affairs and employment	Violations or lack of policy regarding the United Nations Global Compact (initiative for responsible corporate governance) and OECD guidelines for multinational companies; work accidents	✓	✓
	Gender justice		✓
	Controversial weapons	✓	✓

Countries and supranational organizations		Negative criteria	Positive criteria
Environment	Greenhouse gas emissions	✓	✓
Social issues	Violation of social provisions in international agreements and conventions and the principles of the United Nations	✓	✓



## What were the top investments of this financial product?

Largest investments		Sector	% Assets	Country
XS2698047771	KFW KFW 3 1/4 03/24/31	Financial	1.55	Germany
US5949181045	MICROSOFT CORP MSFT	Information Technology	1.01	United States
US79466L3024	SALESFORCE INC CRM	Information Technology	0.99	United States
US6200763075	MOTOROLA SOLUTIONS INC MSI	Information Technology	0.91	United States
IE00B4BNMY34	ACCENTURE PLC-CL A ACN	Information Technology	0.90	Ireland
US02079K3059	ALPHABET INC-CL A GOOGL	Telecommunications Services	0.86	United States
US03662Q1058	ANSYS INC ANSS	Information Technology	0.85	United States
DK0062498333	NOVO NORDISK A/S-B NOVOB	Health Care	0.84	Denmark

The list includes the investments constituting the **greatest proportion of investments** of the financial product during the reference period which is:  
Oct 1, 2022 - Sep 30, 2023

US5926881054	METTLER-TOLEDO INTERNATIONAL MTD	Health Care	0.83	United States
US98419M1009	XYLEM INC XYL	Industrials	0.83	United States
US0091581068	AIR PRODUCTS & CHEMICALS INC APD	Materials	0.83	United States
IE00BY7QL619	JOHNSON CONTROLS INTERNATION JCI	Industrials	0.79	United States
DE0007164600	SAP SE SAP	Information Technology	0.79	Germany
US00846U1016	AGILENT TECHNOLOGIES INC A	Health Care	0.79	United States
US92826C8394	VISA INC-CLASS A SHARES V	Financials	0.77	United States



## What was the proportion of sustainability-related investments?

Sustainability-related investments refer to all investments that contribute to the achievement of the environmental and/or social characteristics within the scope of the investment strategy.

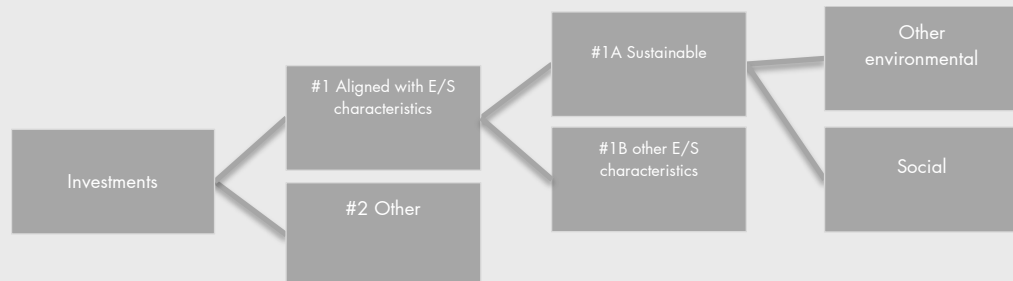
**Asset allocation** describes the share of investments in specific assets.

### What was the asset allocation?

The values given below refer to the end of the abbreviated accounting year.

At the end of the reporting period 98.9% of total fund assets were focused on environmental or social characteristics according to the investment strategy (#1, see also information under "To what extent were the environmental and/or social characteristics promoted by this financial product met?"). 1.1% of total fund assets were other investments (#2, see also information under "What investments were included under "other", what was their purpose and were there any minimum environmental or social safeguards?").

93.9% of total fund assets were sustainable investments with environmental or social objectives aligned with Art. 2 (17) of Regulation (EU) 2019/2088 (Sustainable Finance Disclosure Regulation) (#1A, see also information under "What was the share of sustainable investments with an environmental objective not aligned with the EU Taxonomy?" and "What was the share of socially sustainable investments?").



**#1 Aligned with E/S characteristics** includes the investments of the financial product used to attain the environmental or social characteristics promoted by the financial product.

**#2 Other** includes the remaining investments of the financial product which are neither aligned with the environmental or social characteristics, nor are qualified as sustainable investments.

The category **#1 Aligned with E/S characteristics** covers:

The sub-category **#1A Sustainable** covers environmentally and socially sustainable investments.

The sub-category **#1B Other E/S characteristics** covers investments aligned with the environmental or social characteristics that do not qualify as sustainable investment.

**In which economic sectors were the investments made?**

Investment structure	Proportion Fund in %
Information Technology	25.58
Health Care	16.02
Industrials	15.69
Financials	12.04
Materials	7.41
Telecommunication Services	7.41
Sonstige / Others	15.85
<b>Gesamt / Total</b>	<b>100.00</b>

Taxonomy-aligned activities are expressed as a share of:

- **turnover** reflects the “greenness” of investee companies today.
- **capital expenditure** (CapEx) shows the green investments made by investee companies, relevant for a transition to a green economy.
- **operational expenditure** (OpEx) reflects the green operational activities of investee companies.

**To what extent were the sustainable investments with an environmental objective aligned with the EU Taxonomy?**

At the end of the accounting year, the level of investments in economic activities that are environmentally sustainable within the meaning of the EU Taxonomy Regulation did not exceed a de minimis level.

**Did the financial product invest in fossil gas and/or nuclear energy related activities complying with the EU Taxonomy <sup>1</sup>?**

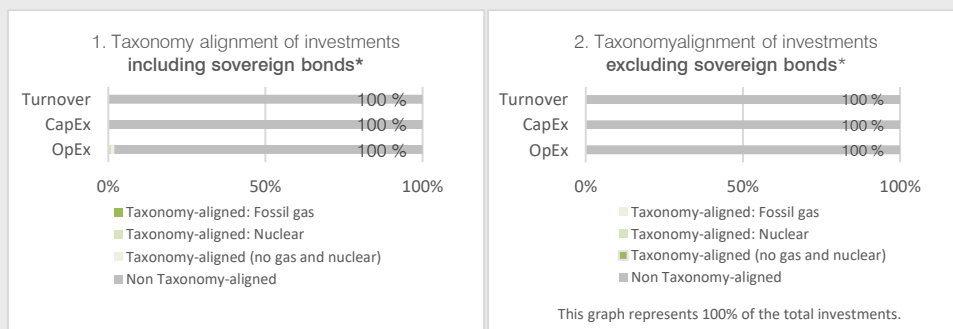
- Yes:
- In fossil gas       In nuclear energy
- No.
- Not applicable

To comply with the EU Taxonomy, the criteria for **fossil gas** include limitations on emissions and switching to fully renewable power or low-carbon fuels by the end of 2035. For **nuclear energy**, the criteria include comprehensive safety and waste management rules.

**Enabling activities** directly enable other activities to make a substantial contribution to an environmental objective.

**Transitional activities** are activities for which low-carbon alternatives are not yet available and among others have greenhouse gas emission levels corresponding to the best performance.

The graphs below show in green the percentage of investments that were aligned with the EU Taxonomy. As there is no appropriate methodology to determine the taxonomy-alignment of sovereign bonds\*, the first graph shows the Taxonomy alignment in relation to all the investments of the financial product including sovereign bonds, while the second graph shows the Taxonomy alignment only in relation to the investments of the financial product other than sovereign bonds.



\*For the purpose of these graphs, 'sovereign bonds' consist of all sovereign exposures.

<sup>1</sup> Fossil gas and/or nuclear related activities will only comply with the EU Taxonomy where they contribute to limiting climate change (“climate change mitigation”) and do not significantly harm any EU Taxonomy objective - see explanatory note in the left hand margin. The full criteria for fossil gas and nuclear energy economic activities that comply with the EU Taxonomy are laid down in Commission Delegated Regulation (EU) 2022/1214.


- **What was the share of investments made in transitional and enabling activities?**  
At the end of the abbreviated accounting year, the level of investments in economic activities that are environmentally sustainable within the meaning of the EU Taxonomy Regulation did not exceed a de minimis level.

 **What was the share of sustainable investments with an environmental objective not aligned with the EU Taxonomy?**

The sustainability of an economic activity is assessed on the basis of the Raiffeisen ESG indicator. As this is comprised of environmental and social objectives, it is not sensible to differentiate between the individual shares for environmental and social investments. At the end of the abbreviated accounting period, the actual share of investments that pursued environmental and social objectives was 93.9% of the fund assets.

 **What was the share of socially sustainable investments?**

The sustainability of an economic activity is assessed on the basis of the Raiffeisen ESG indicator. As this is comprised of environmental and social objectives, it is not sensible to differentiate between the individual shares for environmental and social investments. At the end of the abbreviated accounting period, the actual share of investments that pursued environmental and social objectives was 93.9% of the fund assets.

 **What investments were included under “other”, what was their purpose and were there any minimum environmental or social safeguard?**

Investments that neither qualified as a sustainable investment nor were aligned with environmental or social characteristics were sight deposits and derivatives. Sight deposits were not subject to the sustainability criteria of the investment strategy and were primarily used for liquidity management. Derivatives were used for duration management. Accruals and deferrals were included in the position “other”.



**What actions have been taken to meet the environmental and/or social characteristics during the reference period?**

With regard to ESG (environmental, social, and governance) factors, the investment strategy contained mandatory negative criteria, a comprehensive sustainability-related analysis, and the construction of a portfolio taking the ESG score and ESG momentum into account. During this process, especially high importance was placed on the quality of the company and the business model. A high degree of sustainability and fundamental strength were the key aspects for an investment.

The development of the sustainability indicator was reviewed at the end of the accounting period and reported in the financial report.

The MSCI ESG Score was continuously monitored with regard to the attainment of the environmental and/or social characteristics promoted by the fund and monitored against defined limits as part of the internal limit system.

The defined negative criteria were monitored on a daily basis as part of the internal limit system, unless otherwise stated.

More detailed information on the implementation of the engagement policy can be found in the annual engagement report on the website of the management company in the section "Our Topics/Sustainability" within the paragraph "Policies & Reports".

 are sustainable investments with an environmental objective that **do not take into account the criteria** for environmentally sustainable economic activities under Regulation (EU) 2020/852.



## Appendix

### Imprint

Publisher:

Raiffeisen Kapitalanlage-Gesellschaft m.b.H.  
Mooslackengasse 12, A-1190 Vienna

Responsible for contents:

Raiffeisen Kapitalanlage-Gesellschaft m.b.H.  
Mooslackengasse 12, A-1190 Vienna

Copyright by publisher, dispatch location: Vienna

**Raiffeisen Capital Management** is the brand of:

Raiffeisen Kapitalanlage-Gesellschaft m.b.H.  
Raiffeisen Immobilien Kapitalanlage-Gesellschaft m.b.H.  
Raiffeisen Salzburg Invest GmbH