

SIMPLIFIED PROSPECTUS

**BNY MELLON GLOBAL FUNDS, PLC
DATED 22 MARCH, 2012**

This Simplified Prospectus contains key information in relation to BNY Mellon Global Funds, plc (the “Company”), which is an open-ended umbrella investment company with variable capital incorporated in Ireland on 27th November, 2000 with segregated liability between the Sub-Funds of the Company. The Company was authorised on 14th March, 2001 by the Central Bank of Ireland (the “Central Bank”). It is regulated pursuant to the European Communities (UCITS) Regulations, 2011 (S.I. No. 352 of 2011) as may be amended. The Company is comprised of forty-two sub-funds (each a “Sub-Fund”) with multiple share classes. A list of the Sub-Funds is set out in Appendix 1 hereto. Potential investors are advised to consult the Company’s full Prospectus dated 18 August, 2011 together with all supplements and addenda (the “full Prospectus”) before making an investment decision. The rights and duties of the investor as well as the legal relationship with the Company are laid down in the full Prospectus.

Investment Objective/Policy	<p><i>BNY Mellon Asian Equity Fund (Base Currency - U.S. Dollars)</i></p> <p><i>Investment Objective</i></p> <p>The Sub-Fund aims to achieve long term capital growth through investment primarily (meaning at least two-thirds of the Sub-Fund’s assets) in a portfolio of equity and up to one-third of the Sub-Fund’s assets in a portfolio of equity-related securities of companies located in Asia (excluding Japan) or deriving a preponderant part of their income therefrom.</p> <p><i>Investment Policy</i></p> <p>The Sub-Fund will invest primarily, meaning at least two-thirds of the Sub-Fund’s assets, in a portfolio of equity and up to one-third of the Sub-Fund’s assets in a portfolio of equity-related securities including convertible bonds (usually unrated), convertible preference shares and warrants (subject to a 10% limit of the Net Asset Value of the Sub-Fund in the case of warrants) of companies located in Asia (excluding Japan) or deriving a preponderant part of their income from Asia (excluding Japan). Investment may be made in both developed and emerging Asian regions (excluding Japan). Up to one-third of the Sub-Fund’s assets may also be invested in equity and equity-related securities of companies neither located in Asia (excluding Japan) nor deriving a preponderant part of their income from Asia (excluding Japan). The majority of the Sub-Fund’s investments shall be listed or traded on Recognised Exchanges located in Asia and the Pacific Region. The Sub-Fund is actively managed.</p> <p><i>Additional Information</i></p> <p>The Sub-Fund’s investment and borrowing restrictions are as set out in the full Prospectus under the heading “The Company - Investment and Borrowing Restrictions”. In addition, the Sub-Fund will not invest more than 10% of its net assets in aggregate in collective investment schemes.</p>
	<p><i>BNY Mellon Continental European Equity Fund (Base Currency - Euro)</i></p> <p><i>Investment Objective</i></p> <p>The Sub-Fund aims to achieve long term capital growth through investment primarily (meaning at least two-thirds of the Sub-Fund’s assets) in a portfolio of equity and up to one-third of the Sub-Fund’s assets in a portfolio of equity-related securities of companies located or listed in Europe (excluding the United Kingdom) or deriving a preponderant part of their income from Europe (excluding the United Kingdom).</p> <p><i>Investment Policy</i></p>

	<p>The Sub-Fund will invest primarily, meaning at least two-thirds of the Sub-Fund’s assets, in a portfolio of equity and up to one-third of the Sub-Fund’s assets in a portfolio of equity-related securities including convertible bonds (usually unrated), convertible preference shares and warrants (subject to a 10% limit of the Net Asset Value of the Sub-Fund in the case of warrants) of companies located in Europe (excluding the United Kingdom) or deriving a preponderant part of their income from Europe (excluding the United Kingdom). Up to one-third of the Sub-Fund’s assets may be invested in equity and equity-related securities of companies which are neither located in Europe (excluding the United Kingdom) nor deriving a preponderant part of their income from Europe (excluding the United Kingdom). The majority of the Sub-Fund’s investments shall be listed or traded on a Recognised Exchange in Europe (excluding the United Kingdom). No more than 10% of the Sub-Fund’s assets shall be listed or traded on Recognised Exchanges in emerging markets. The Sub-Fund is actively managed.</p> <p><i>Additional Information</i></p> <p>The Sub-Fund’s investment and borrowing restrictions are as set out in the full Prospectus under the heading “The Company - Investment and Borrowing Restrictions”. In addition, the total net value of long positions in derivatives held shall not exceed 15% of the net asset value of the Sub-Fund. In addition, the Sub-Fund will not invest more than 10% of its net assets in aggregate in collective investment schemes.</p>
	<p><i>BNY Mellon Euro Government Bond Index Tracker (Base Currency - Euro)</i></p> <p><i>Investment Objective</i></p> <p>The Sub-Fund aims to match the performance of the Citigroup EMU Government Bond IndexSM (EGBI) (“the Index”). The Sub-Fund is constructed to mirror the Index and to provide income and long-term capital growth by investing in European Economic and Monetary Union (“EMU”) government fixed income securities.</p> <p><i>Investment Policy</i></p> <p>The Sub-Fund utilises a passive investment approach, called indexing, which attempts to replicate the investment performance of the Index through statistical procedures. Bonds are selected based on their characteristics to create a portfolio that profiles the Index. Bonds in which the Sub-Fund will invest will be of investment grade as determined by Standard & Poor’s Rating Group. The Sub-Fund does not employ traditional methods of active investment management such as actively buying and selling bonds based upon interest rate bets. Indexing offers a cost-effective, sensible investment approach to gaining diversified EMU fixed income market exposure and receiving competitive relative returns over the long-term. However, investors should keep in mind that an index sub-fund has operating expenses and costs; a market index (often referred to as a benchmark for tracking purposes) does not. Therefore, an index sub-fund, while expected to track a specific index as closely as possible, typically will not match the performance of the targeted index exactly.</p> <p>In the likely event that all bonds in the Index cannot be purchased, the Sub-Fund would purchase a representative sample of bonds from across country and market sectors included in the Index in proportion to the weighting in the Index. To the extent that the Sub-Fund seeks to replicate the Index using such sampling techniques, a close correlation between the Sub-Fund’s performance and the performance of the Index would be anticipated in both rising and falling markets.</p> <p>However it should be noted that the Sub-Fund may not invest more than 10% of its Net Asset Value in transferable securities of any one issuer and if it invests more than 5% of its Net Asset Value in securities of any particular issuer the aggregate value of all holdings of this kind may not exceed 40% of the Net Asset Value of the Sub-Fund. Consequently it will not be possible for movements in the relevant index to be duplicated</p>

	<p>completely in the Sub-Fund if one or more investments would exceed those limits, as measured by the percentage-weight within the relevant market index. However, the Sub-Fund may purchase certain types of transferable securities such as bonds and notes which will be listed, traded or dealt in on a Recognised Exchange and the performance of which will be linked to the performance of bonds on the Index. Such bonds and notes will be of investment grade as determined by Standard & Poor's Rating Group. The use of these types of instruments will result in the Sub-Fund having exposure to the issuer of the relevant instrument while nonetheless maintaining an economic exposure to the underlying bond on the Index greater than the limits provided for in the Investment Restrictions applicable to the Sub-Fund.</p> <p>The majority of the Sub-Fund's investments shall be listed or traded on Recognised Exchanges located in Europe. The Citigroup EMU Government Bond IndexSM (EGBI) is composed of the government bonds of the EMU Member Countries which are currently: Austria, Belgium, Finland, France, Germany, Luxembourg, Greece, Ireland, Italy, the Netherlands, Portugal and Spain. The issues included in the Index have a minimum maturity of one year, have a fixed rate coupon, a principal amount outstanding of at least one billion Euro or equivalent, and are market capitalisation weighted. Fixed income issues represent the Euro sector of the Citigroup World Government Bond IndexSM (WGBI). The Sub-Fund is passively managed.</p> <p><i>Additional Information</i></p> <p>The Sub-Fund's investment and borrowing restrictions are as set out in the full Prospectus under the heading "The Company - Investment and Borrowing Restrictions". The investment restrictions set out in paragraphs 4.1 and 4.2 therein will not apply to the Sub-Fund. The remaining investment restrictions set out in the full Prospectus under the heading "The Company - Investment and Borrowing Restrictions" will continue to apply to the Sub-Fund. In addition, the Sub-Fund will not invest more than 10% of its net assets in aggregate in collective investment schemes.</p>
	<p><i>BNY Mellon Small Cap Euroland Fund (Base Currency - Euro)</i></p> <p><i>Investment Objective</i></p> <p>The Sub-Fund aims to provide long term capital growth through investment primarily, meaning at least 90% of its assets, in a portfolio of equity and equity-related securities of small-cap companies that are located in countries which have the Euro as their unit of currency ("Euroland Countries").</p> <p><i>Investment Policy</i></p> <p>The Sub-Fund aims to provide long term capital growth through investment, primarily, meaning at least 90% of its assets, in a portfolio of equity and equity-related securities of small-cap companies that are located in Euroland Countries. These include common and preferred stocks and shares, warrants (subject to a 10% limit of Net Asset Value of the Sub-Fund in the case of warrants), rights issues (which are issued by a company to allow holders to subscribe for additional securities issued by that company), convertible securities, depositary receipts, and, for efficient portfolio management purposes, equity indexed futures contracts. The Sub-Fund may also invest up to 10% of its assets in equity and equity-related securities of small-cap companies located in Europe but not currently included in the Euroland Countries. The Sub-Fund will invest in the securities of those companies that have total market capitalisations that fall in the range of the capitalisations of the companies that comprise the S & P Eurozone Small Cap Index (the "Benchmark") or such other similarly constructed index as the Investment Manager may select from time to time. The Sub-Fund shall seek to exceed the return of the Benchmark with net dividend reinvested. The Sub-Fund will invest at least 90% of the Net Asset Value in countries which form part of the Benchmark. The Sub-Fund will focus on individual stock selection. The Sub-Fund's country and sector allocation may differ from the Benchmark as a by-product of the stock-selection process. The maximum</p>

	<p>deviation from the Benchmark is likely to be 5%. Securities in which the Sub-Fund will invest will be listed on Recognised Exchanges. Please see the full Prospectus for further details on approved countries, country diversification policy, sector diversification policy, number of holdings, the stock selection process and cash positions. The Sub-Fund does not intend to take active currency positions. Foreign currency balances will be converted into the base currency as trading occurs. Cross “hedging” of currencies is permitted as long as it does not result in short positions after taking into account the underlying assets. It is anticipated that cross-hedging of currencies will be only be utilised in unusual circumstances and by way of forward foreign exchange contracts. The Sub-Fund is actively managed.</p> <p><i>Additional Information</i></p> <p>The Sub-Fund’s investment and borrowing restrictions are as set out in the full Prospectus under the heading “The Company - Investment and Borrowing Restrictions”. In addition, the Sub-Fund will not invest more than 10% of its net assets in aggregate in collective investment schemes.</p>
	<p><i>BNY Mellon Global Bond Fund (Base Currency – U.S. Dollars)</i></p> <p><i>Investment Objective</i></p> <p>The Sub-Fund aims to maximise total returns from income and capital growth through investment primarily (meaning at least 90% of the Sub-Fund’s assets) in a portfolio of international, sovereign, government, agency, corporate, bank and asset backed debt and debt-related securities and in derivatives.</p> <p><i>Investment Policy</i></p> <p>The Sub-Fund will invest primarily, meaning at least 90% of the Sub-Fund’s assets, in a portfolio of international, sovereign, government, supranational agency, corporate, bank and other bonds (including mortgage and corporate bonds) and other debt and debt-related securities (such as debentures, notes (including corporate, sovereign, floating and fixed rate notes with a minimum term of one year or more) asset and mortgage backed securities, certificates of deposit, commercial paper and American and/or Global Depository Receipts) listed or traded on Recognised Exchanges located worldwide and in derivatives. No more than 10% of the Sub-Fund’s assets will be listed or traded on Recognised Exchanges located in emerging market regions. The minimum credit rating of the debt and debt-related instruments in which the Sub-Fund may invest is BBB-, rated by Standard & Poor’s Rating Group or if unrated, determined to be of equivalent quality by the Investment Manager. It is anticipated that the Sub-Fund may invest in the financial derivative instruments outlined in the relevant Supplement to the Prospectus. Although the use of derivatives may create an exposure risk, any exposure arising as a result of the use of derivatives will not exceed the Net Asset Value of the Sub-Fund (i.e. the Sub-Fund will not be leveraged in excess of 100% of its net assets).The Sub-Fund is actively managed.</p> <p><i>Additional Information</i></p> <p>The Sub-Fund’s investment and borrowing restrictions are as set out in the full Prospectus under the heading “The Company - Investment and Borrowing Restrictions”. In addition, the total net value of long position in derivatives held shall not exceed 15% of the net asset value of the Sub-Fund. In addition the Sub-Fund will not invest more than 10% of its net assets in aggregate in collective investment schemes.</p>
	<p><i>BNY Mellon Global Emerging Markets Equity Value Fund (Base Currency - U.S. Dollars)</i></p> <p><i>Investment Objective</i></p>

	<p>The Sub-Fund aims to achieve long term capital growth through investment primarily, meaning at least two-thirds of its assets, in common stocks and other equity-related securities of issuers organised or conducting a majority of their business in emerging market regions.</p> <p><i>Investment Policy</i></p> <p>The Sub-Fund will invest primarily, meaning at least two-thirds of its assets, in common stocks and other equity related securities of issuers having their registered office or carrying out a preponderant part of their economic activities in emerging market regions. Such securities include, but are not limited to, local shares, preferred stock, rights (subject to a 5% of the Net Asset Value of the Sub-Fund in the case of rights) and warrants (subject to a 10% limit of the Net Asset Value of the Sub-Fund in the case of warrants). The Sub-Fund may also invest up to one-third of its assets in American Depositary Receipts and Global Depositary Receipts. The Sub-Fund shall seek to exceed the return of the MSCI Emerging Markets Free Index (the “Benchmark”) with net dividend reinvested. The Sub-Fund will invest at least 90% of its Net Asset Value in countries which form part of the Benchmark. The majority of the Sub-Fund’s assets will be listed or traded on Recognised Exchanges located world-wide. Please see the full Prospectus for further details on the country diversification policy, sector diversification policy, number of holdings and cash position. The Sub-Fund has no active hedging policy. Even though no active hedging policy is going to be employed up to 10% can be exposed to currencies other than the benchmark. The Sub-Fund is actively managed.</p> <p><i>Additional Information</i></p> <p>The Sub-Fund’s investment and borrowing restrictions are set out in the full Prospectus under the heading “The Company – Investment and Borrowing Restrictions”. In addition, the Sub-Fund will not invest more than 10% of its net asset in aggregate in collective investment schemes.</p>
	<p><i>BNY Mellon Global Equity Fund (Base Currency - U.S. Dollars)</i></p> <p><i>Investment Objective</i></p> <p>The Sub-Fund aims to achieve long term capital growth through investment primarily (meaning at least two-thirds of the Sub-Fund’s assets) in a portfolio of equity securities of companies located worldwide. Up to one-third of the Sub-Fund’s assets may be invested in a portfolio of equity-related or debt securities of companies located worldwide.</p> <p><i>Investment Policy</i></p> <p>The Sub-Fund will invest primarily, meaning at least two-thirds of the Sub-Fund’s assets, in a portfolio of equity securities of companies located worldwide. Up to one-third of the Sub-Fund’s assets may be invested in a portfolio of equity-related securities, including convertible bonds (usually unrated), convertible preference shares and warrants (subject to a 10% limit of the Net Asset Value of the Sub-Fund in the case of warrants) of companies located worldwide or in international, sovereign, government, supranational agency, corporate, bank and other bonds (including mortgage and corporate bonds) and other debt and debt related securities (such as debentures, notes (including corporate, sovereign, floating and fixed rate notes with a minimum term of one year or more) or asset and mortgage backed securities, certificates of deposit, commercial paper and American or Global Depositary Receipts) listed or traded on Recognised Exchanges located worldwide. The minimum credit rating of the debt and debt-related instruments in which the Sub-Funds may invest is BBB- and by Standard & Poor’s Rating Group or if unrated, determined to be of equivalent quality by the Investment Manager. The Sub-Fund is a global fund insofar as its investments are not confined or concentrated in any particular geographic region or market. The Sub-Fund is actively managed.</p>

	<p><i>Additional Information</i></p> <p>The Sub-Fund’s investment and borrowing restrictions are as set out in the full Prospectus under the heading “The Company - Investment and Borrowing Restrictions”. In addition, the total net value of long positions in derivatives held shall not exceed 15% of the net asset value of the Sub-Fund. In addition, the Sub-Fund will not invest more than 10% of its net assets in aggregate in collective investment schemes.</p>
	<p><i>BNY Mellon Global High Yield Bond Fund (Eur) (Base Currency - EUR)</i></p> <p><i>Investment Objective</i></p> <p>The investment objective of the Sub-Fund is to achieve long term capital growth through investment primarily (meaning at least 80% of the Sub-Fund’s assets) in a broadly diversified portfolio of high yield bonds and their derivatives.</p> <p><i>Investment Policy</i></p> <p>The Sub-Fund will invest primarily, meaning at least 80% of its assets, in a broadly diversified portfolio of high yield bonds, which offer relatively attractive risk adjusted yields. The Sub-Fund may invest in assets denominated in currencies other than the euro.</p> <p>Permitted investments will include, but will not be limited to: US Treasury and Agency securities, other sovereign and supranational issues, securitised mortgages, other asset backed securities, corporate bonds (including medium term notes, Rule 144A securities, private placements, and convertible securities), zero-coupon bonds, payment-in-kind bonds (bonds which pay interest in the form of additional bonds of the same kind), floating rate and money market instruments (including bankers acceptances, commercial paper and certificates of deposit), municipals, Eurobonds, Yankee bonds, equity and equity related securities and derivatives. The Sub-Fund may invest a maximum of 25% of its assets in convertible bonds. The Sub-Fund may also invest in open-ended collective investment schemes that invest in any of the aforementioned instruments. Investments which are not high yield bonds, such as US Treasury and Agency securities, equity and equity related securities (including convertible bonds (usually unrated), convertible preference shares and warrants, subject to a 10% limit of Net Asset Value of the Sub-Fund in the case of warrants), money market instruments, units in other open-ended collective investment schemes and derivatives, are limited up to a maximum of 20% of the Sub-Fund’s assets. However, the Sub-Fund may only invest a maximum of 10% of its assets in equity and equity related securities. The majority of the Sub-Fund’s assets will be listed or traded on Recognised Exchanges located worldwide. No more than 30% of the Sub-Fund’s assets will be traded on Recognised Exchanges located in emerging market regions.</p> <p>The average credit rating of the Sub-Fund will be maintained at a minimum of “B-/B3”. No more than 25% of the market value of the Sub-Fund’s portfolio may, at the time such security is purchased, be invested in securities that are unrated or rated below B- by S&P or B3 by Moody’s. The investments attributable to the Sub-Fund may be overlaid using the Investment Manager’s proprietary currency risk management strategy (the “Currency Risk Management strategy”). The Currency Risk Management strategy is used to quantitatively measure the risk of loss of non-euro currency positions and systematically hedge these exposures back to the euro if risk of currency related loss exceeds pre-established levels relative to a fully hedged currency position.</p> <p>It is anticipated that the Sub-Fund may invest in financial derivative instruments outlined in the relevant Supplement to the Prospectus. Although the use of derivatives may create an exposure risk, any exposure arising as a result of the use of derivatives will not exceed the Net Asset Value of the Sub-Fund (i.e. the Sub-Fund will not be leveraged in excess of 100% of its net assets).The Sub-Fund is actively managed.</p> <p><i>Additional Information</i></p>

	<p>The Sub-Fund’s investment and borrowing restrictions are as set out in the full Prospectus under the heading “The Company - Investment and Borrowing Restrictions”. In addition, the Sub-Fund will not invest more than 10% of its net assets in aggregate in collective investment schemes.</p>
	<p><i>BNY Mellon Global Opportunities Fund (Base Currency - U.S. Dollars)</i></p> <p><i>Investment Objective</i></p> <p>The Sub-Fund aims to achieve long term capital growth through investment primarily, (meaning at least two-thirds of the Sub-Fund’s assets) in a portfolio of equity and equity-related securities of companies located worldwide, the majority of which shall be listed or traded on Recognised Exchanges located worldwide. The Sub-Fund has no restrictions (save as set out in the Prospectus under the heading "The Company - Investment and Borrowing Restrictions") as to the proportion allocated to any particular geographical area, sector or type of security.</p> <p><i>Investment Policy</i></p> <p>The Sub-Fund will invest primarily, meaning at least two-thirds of the Sub-Fund’s assets, in a portfolio of equity and equity-related securities (including convertible bonds (usually unrated), convertible preference shares and warrants subject to a 10% limit of the Net Asset Value of the Sub-Fund in the case of warrants) of companies located worldwide which are listed or traded on Recognised Exchanges. Up to one-third of the Sub-Fund’s assets may be invested in international sovereign, government, supranational agency, corporate, bank and other bonds (including mortgage and corporate bonds) and other debt and debt-related securities (such as debentures, notes (including corporate, sovereign, floating and fixed rate notes with a minimum term of one year or more) or asset and mortgage backed securities, certificates of deposit, commercial paper and American and/or Global Depositary Receipts) listed or traded on Recognised Exchanges located worldwide. The minimum credit rating of the debt and debt-related instruments in which the Sub-Fund may invest is BBB- rated by Standard & Poor’s Rating Group or if unrated, determined to be of equivalent quality by the Investment Manager. The Sub-Fund is a global Fund insofar as its investments are not confined or concentrated in any particular geographic region or market and consequently, short term performance may be volatile. As a consequence an investment in the Sub-Fund may involve certain additional risks due to the volatility of its short-term performance. The Sub-Fund is actively managed.</p> <p><i>Additional Information</i></p> <p>The Sub-Fund’s investment and borrowing restrictions are set out in the full Prospectus under the heading “The Company – Investment and Borrowing Restrictions”. In addition, the total net value of long positions in derivatives held shall not exceed 15% of the net asset value of the Sub-Fund. In addition, the Sub-Fund will not invest more than 10% of its net assets in aggregate in collective investment schemes.</p>
	<p><i>BNY Mellon Japan Equity Fund (Base Currency - U.S. Dollars)</i></p> <p><i>Investment Objective</i></p> <p>The Sub-Fund aims to achieve long term capital growth through investment primarily (meaning at least two-thirds of the Sub-Fund’s assets) in a portfolio of equity and up to one-third of the Sub-Fund’s assets in a portfolio of equity-related securities of companies located or listed in Japan or deriving a preponderant part of their income in Japan.</p> <p><i>Investment Policy</i></p> <p>The Sub-Fund will invest primarily, meaning at least two-thirds of the Sub-Fund’s assets, in a portfolio of equity and up to one-third of the Sub-Fund’s assets in equity-related</p>

	<p>securities, including convertible bonds (usually unrated), convertible preference shares and warrants (subject to a 10% limit of the Net Asset Value of the Sub-Fund in the case of warrants) of companies located in Japan or deriving a preponderant part of their income in Japan. Up to one-third of the Sub-Fund's assets may be invested in equity and equity-related securities of companies neither located in Japan nor deriving a preponderant part of their income in Japan. The majority of the Sub-Fund's investments shall be listed or traded on Recognised Exchanges located in Japan. The Sub-Fund is actively managed.</p> <p><i>Additional Information</i></p> <p>The Sub-Fund's investment and borrowing restrictions are as set out in the full Prospectus under the heading "The Company – Investment and Borrowing Restrictions". In addition, the total net value of long positions in derivatives held shall not exceed 15% of the net asset value of the Sub-Fund. In addition, the Sub-Fund will not invest more than 10% of its net assets in aggregate in collective investment schemes.</p>
	<p><i>BNY Mellon U.S. Equity Fund (Base Currency - U.S. Dollars)</i></p> <p><i>Investment Objective</i></p> <p>The Sub-Fund aims to achieve long term capital growth through investment primarily (meaning two-thirds of the Sub-Fund's assets) in a portfolio of equity and up to one-third of the Sub-Fund's assets in a portfolio of equity-related securities of companies located in, or exercising a preponderant part of their economic activities in the United States.</p> <p><i>Investment Policy</i></p> <p>The Sub-Fund will invest primarily, meaning at least two-thirds of the Sub-Fund's assets, in a portfolio of equity and up to one-third of the Sub-Fund's assets in a portfolio of equity-related securities including convertible bonds (usually unrated), convertible preference shares and warrants (subject to a 10% limit of the Net Asset Value of the Sub-Fund in the case of warrants) of companies located in or exercising a preponderant part of their activities in the United States. Up to one-third of the Sub-Fund's assets may be invested in equity and equity-related securities of companies which are neither located in the United States nor exercising a preponderant part of their activities in the United States. The Sub-Fund may also invest in American Depository Receipts listed in the United States. The majority of the Sub-Fund's investments shall be listed or traded on Recognised Exchanges located in the United States. The remainder of the Sub-Fund's listed investments shall be listed or traded on Recognised Exchanges located outside the United States. The Sub-Fund is actively managed.</p> <p><i>Additional Information</i></p> <p>The Sub-Fund's investment and borrowing restrictions are as set out in the full Prospectus under the heading "The Company - Investment and Borrowing Restrictions. In addition, the total net value of long positions in derivatives held shall not exceed 15% of the net asset value of the Sub-Fund. In addition, the Sub-Fund will not invest more than 10% of its assets in aggregate in collective investment schemes.</p>
	<p><i>BNY Mellon Pan European Equity Fund (Base Currency - Euro)</i></p> <p><i>Investment Objective</i></p> <p>The Sub-Fund aims to achieve long term capital growth through investment primarily (meaning at least two-thirds of the Sub-Fund's assets) in a portfolio of equity and up to one-third of the Sub-Fund's assets in a portfolio of equity-related securities of companies located or listed in Europe (including the United Kingdom) or deriving a preponderant part of their income in Europe (including the United Kingdom).</p>

	<p><i>Investment Policy</i></p> <p>The Sub-Fund will invest primarily, meaning at least two-thirds of the Sub-Fund’s assets, in a portfolio of equity and up to one-third of the Sub-Fund’s assets in a portfolio of equity-related securities including convertible bonds (usually unrated), convertible preference shares and warrants (subject to a 10% limit of the Net Asset Value of the Sub-Fund in the case of warrants) of companies located in Europe (including the United Kingdom) or deriving a preponderant part of their income in Europe (including the United Kingdom). Up to one-third of the Sub-Fund’s assets may be invested in equity and equity-related securities of companies neither located in Europe or the United Kingdom nor deriving a preponderant part of their income therefrom. Investment may be made in both developed and emerging European regions. The majority of the Sub-Fund’s investments shall be listed or traded on Recognised Exchanges located in Europe (including the United Kingdom). The Sub-Fund is actively managed.</p> <p><i>Additional Information</i></p> <p>The Sub-Fund’s investment and borrowing restrictions are as set out in the full Prospectus under the heading “The Company - Investment and Borrowing Restrictions”. In addition, the total net value of long positions in derivatives held shall not exceed 15% of the net asset value of the Sub-Fund. In addition, the Sub-Fund will not invest more than 10% of its net assets in aggregate in collective investment schemes.</p>
	<p><i>BNY Mellon Sterling Bond Fund (Base Currency - Sterling)</i></p> <p><i>Investment Objective</i></p> <p>The Sub-Fund aims to maximise total returns in respect of income and capital growth primarily (meaning at least 90% of the Sub-Fund’s assets) through investment in pound sterling denominated bonds and other debt and debt-related securities denominated in sterling and in derivatives.</p> <p><i>Investment Policy</i></p> <p>The Sub-Fund will invest primarily, meaning at least 90% of the Sub-Fund’s assets, in pound sterling denominated sovereign, supranational, government, agency, corporate, bank and other bonds (including mortgage and corporate bonds) and other debt and debt-related securities and in derivatives. The majority of the Sub-Fund’s investments will be listed or traded on Recognised Exchanges in the United Kingdom, although up to 49.9% of the Sub-Fund’s investments may be listed or traded on Recognised Exchanges located outside the United Kingdom. It is not anticipated that any of the Sub-Fund’s assets will be listed or traded on Recognised Exchanges in emerging markets. The minimum credit rating of the debt and debt-related instruments in which the Sub-Fund may invest is BBB- rated by Standard & Poor’s Rating Group or if unrated, determined to be of equivalent quality by the Investment Manager. It is anticipated that the Sub-Fund may invest in financial derivative instruments outlined in the relevant Supplement to the Prospectus. Although the use of derivatives may create an exposure risk, any exposure arising as a result of the use of derivatives will not exceed the Net Asset Value of the Sub-Fund (i.e. the Sub-Fund will not be leveraged in excess of 100% of its net assets). The Sub-Fund is actively managed.</p> <p><i>Additional Information</i></p> <p>The Sub-Fund’s investment and borrowing restrictions are as set out in the full Prospectus under the heading “The Company - Investment and Borrowing Restrictions”. In addition, the total net value of long positions in derivatives held shall not exceed 15% of the net asset value of the Sub-Fund. In addition, the Sub-Fund will not invest more than 10% of its net assets in aggregate in collective investment schemes.</p>
	<p><i>BNY Mellon UK Equity Fund (Base Currency - Sterling)</i></p>

	<p><i>Investment Objective</i></p> <p>The Sub-Fund aims to achieve long term capital growth through investment primarily (meaning at least two-thirds of the Sub-Fund’s assets) in a portfolio equity and up to one-third of the Sub-Fund’s assets in a portfolio of equity-related securities of companies located or listed in the United Kingdom or deriving a preponderant part of their income in the United Kingdom.</p> <p><i>Investment Policy</i></p> <p>The Sub-Fund will invest primarily, meaning at least two-thirds of its assets in a portfolio of equity and up to one-third of the Sub-Fund’s assets in a portfolio of equity-related securities including convertible bonds (usually unrated), convertible preference shares and warrants (subject to a 10% limit of the Net Asset Value of the Sub-Fund in the case of warrants) of companies located in the United Kingdom, or deriving a preponderant part of their income in the United Kingdom. Up to one-third of the Sub-Fund’s assets may be invested in equity and equity-related securities of companies which are neither located in the United Kingdom nor deriving a preponderant part of their income therefrom. The majority of the Sub-Fund’s investments shall be listed or traded on Recognised Exchanges in the United Kingdom. The Sub-Fund is actively managed.</p> <p><i>Additional Information</i></p> <p>The Sub-Fund’s investment and borrowing restrictions are as set out in the full Prospectus under the heading “The Company - Investment and Borrowing Restrictions”. In addition, the total net value of long positions in derivatives held shall not exceed 15% of the net asset value of the Sub-Fund. In addition, the Sub-Fund will not invest more than 10% of its net assets in aggregate in collective investment schemes.</p>
	<p><i>BNY Mellon S&P 500® Index Tracker (Base Currency - U.S. Dollars)</i></p> <p><i>Investment Objective</i></p> <p>The Sub-Fund aims to match the performance of the S&P 500® Index (the “Index”). The Sub-Fund is constructed to mirror the Index and to provide long-term capital growth by investing in equity securities that represent a large cross-section of the U.S. publicly-traded stock market.</p> <p><i>Investment Management and Process</i></p> <p>Indexing offers a cost-effective, sensible investment approach to gaining diversified U.S. equity market exposure and receiving competitive relative returns over the long-term. However, investors should keep in mind that an index sub-fund has operating expenses and costs; a market index (often referred to as a benchmark for tracking purposes) does not. Therefore, an index sub-fund, while expected to track a specific index as closely as possible, typically will not match the performance of the targeted index exactly. In the likely event that all 500 stocks cannot be purchased, the Sub-Fund will purchase a representative sample of stocks from each economic sector included in the Index in proportion to the weighting in the Index. To the extent that the Sub-Fund seeks to replicate the Index using such sampling techniques, a close correlation between the Sub-Fund’s performance and the performance of the Index would be anticipated in both rising and falling markets. However it should be noted that the Sub-Fund may not invest more than 10% of its Net Asset Value in transferable securities of any one issuer and if it invests more than 5% of its Net Asset Value in securities of any particular issuer, the aggregate value of all holdings of this kind may not exceed 40% of the Net Asset Value of the Sub-Fund. Consequently it would not be possible for movements in the relevant index to be duplicated completely in the Sub-Fund if one or more investments would exceed those limits, as measured by the percentage-weight within the relevant market index. However, the Sub-Fund may purchase certain types of transferable securities such</p>

as bonds and notes which will be listed, traded or dealt in on a Recognised Exchange and the performance of which will be linked to the performance of equities on the Index. Such bonds and notes will be of investment grade as determined by Standard & Poor's Rating Group. The use of these types of instruments will result in the Sub-Fund having exposure to the issuer of the relevant instrument while nonetheless maintaining an economic exposure to the underlying equity on the Index greater than the limits provided for in the Investment Restrictions applicable to the Sub-Fund. The majority of the Sub-Fund's investments shall be listed or traded on Recognised Exchanges located in the U.S. The S&P 500® Index is composed of 500 common stocks that are selected by Standard & Poor's to capture the price performance of a large cross-section of the U.S. publicly-traded stock market. Stocks included in the Index are chosen with the aim of achieving a representative portfolio from the various components of the U.S. economy. A limited percentage of the Index may include non-U.S. securities traded on U.S. exchanges. Aggregate market value and trading activity are also considered in the selection process. While these stocks do not necessarily represent the 500 largest corporations in the United States, the Index is recognized for its emphasis towards large stocks. The 500 securities, most of which trade on the New York Stock Exchange, represent approximately 80% of the market value of all U.S. common stocks. Each stock in the Index is weighted by its market capitalization (its total market value relative to the total market values of all the securities in the Index). The Sub-Fund is passively managed.

Additional Information

The Sub-Fund's investment and borrowing restrictions are as set out in the full Prospectus under the heading "The Company - Investment and Borrowing Restrictions". The investment restrictions set out in paragraphs 4.1 and 4.2 therein will not apply to the Sub-Fund. The remaining investment restrictions set out in the full Prospectus under the heading "The Company - Investment and Borrowing Restrictions" will continue to apply to the Sub-Fund. In addition, the Sub-Fund will not invest more than 10% of its net assets in aggregate in collective investment schemes.

BNY Mellon U.S. Dynamic Value Fund (Base Currency - U.S. Dollars)

Investment Objective

The Sub-Fund aims to achieve long term capital growth through investment primarily (meaning at least two-thirds of the Sub-Fund's assets) in a portfolio of equity and equity-related securities of companies with a market capitalisation of U.S.\$1 billion or above at the time of investment, having their registered office in the U.S. or carrying out a preponderant part of their economic activities in the U.S.

Investment Policy

The Sub-Fund will invest primarily, meaning at least two-thirds of the Sub-Fund's assets, in a portfolio of equity and equity-related securities including convertible bonds (usually unrated) convertible preference shares and warrants (subject to a 10% limit of the Net Asset Value of the Sub-Fund in the case of warrants) of companies with a market capitalisation of U.S.\$1 billion or above at the time of investment having their registered office in the U.S. or carrying out a preponderant part of their economic activities in the U.S. The Sub-Fund may also invest in American Depositary Receipts and/or Global Depositary Receipts listed or traded on Recognised Exchanges in the U.S. Up to one-third of the Sub-Fund's assets may be invested in equity and equity-related securities of companies located in the U.S. of any size or in equity and equity-related securities of companies which are neither located in the U.S. nor deriving a preponderant part of their income therefrom. The Sub-Fund will not invest in emerging market regions. The majority of the Sub-Fund's investments shall be listed or traded on Recognised Exchanges in the U.S. The remainder of the Sub-Fund's listed assets shall be listed or traded on Recognised Exchanges located outside the U.S. The Investment Manager will pursue a dynamic equity portfolio strategy as described in the full Prospectus. The Sub-Fund is actively managed.

	<p><i>Additional Information</i></p> <p>The Sub-Fund’s investment and borrowing restrictions are as set out in the full Prospectus under the heading “The Company - Investment and Borrowing Restrictions”. In addition, the Sub-Fund will not invest more than 10% of its net assets in aggregate in collective investment schemes.</p>
	<p><i>BNY Mellon Euroland Bond Fund (Base Currency – Euro)</i></p> <p><i>Investment Objective</i></p> <p>The Sub-Fund aims to provide income and total return that exceeds the Barclays Capital Aggregate Bond Index (the “Benchmark”) (against which it will measure its performance) through investment primarily, meaning at least 90% of its assets, in a portfolio of fixed income bonds and other debt securities issued by corporations or any government, government agency, supranational or public international organisations or in derivatives. It is intended that the majority of investments will be invested in Euroland Countries (countries which have the Euro as their unit of currency).</p> <p><i>Investment Policy</i></p> <p>The Sub-Fund will be a fully invested portfolio and its investments will include government bonds, government agency bonds, corporate bonds, mortgage-backed bonds and asset-backed bonds traded on a Recognised Exchange or in derivatives. At least two thirds of the Sub-Fund’s assets will be invested in securities issued by issuers located in Euroland Countries. The Sub-Fund will have a minimum exposure to Euro currency securities of 60% and minimum exposure to Euro currency of 90%. The securities in which the Sub-Fund may invest will be rated in categories AAA to B. The Sub-Fund may invest up to 30% of its net assets in derivatives provided that it invests at least two-thirds of its net assets in bonds. The benchmark of the Sub-Fund is the Barclays Capital Aggregate Bond Index. Please see the relevant Supplement to the Prospectus for details on the country diversification policy, the sector diversification policy, duration, number of holdings, securities selection process, credit rating and cash positions. The Sub-Fund does not intend to take active currency positions. Foreign currency balances will be converted into the base currency as trading occurs. Cross “hedging” of currencies is permitted as long as it does not result in short positions after taking into account the underlying assets. It is anticipated that cross-hedging of currencies will be only be utilised in unusual circumstances. The Sub-Fund will seek to limit its exposure to currencies other than the Euro by limiting its exposure to such currencies to 10% of the Sub-Fund’s assets. It is anticipated that the Sub-Fund may invest in financial derivative instruments outlined in the relevant Supplement to the Prospectus. Although the use of derivatives may create an exposure risk, any exposure arising as a result of the use of derivatives will not exceed the Net Asset Value of the Sub-Fund (i.e. the Sub-Fund will not be leveraged in excess of 100% of its net assets). The Sub-Fund is actively managed.</p> <p><i>Additional Information</i></p> <p>The Sub-Fund’s investment and borrowing restrictions are set out in the full Prospectus under the heading “The Company – Investment and Borrowing Restrictions”. In addition, the Sub-Fund will not invest more than 10% of its net assets in aggregate in collective investment schemes.</p>
	<p><i>BNY Mellon Emerging Markets Debt Fund (Base Currency – U.S. Dollars)</i></p> <p><i>Investment Objective</i></p> <p>The investment objective of the Sub-Fund is to achieve a superior total return from a portfolio of bond and other debt instruments from emerging markets worldwide or in derivatives.</p>

	<p><i>Investment Policy</i></p> <p>The Sub-Fund will primarily invest, in a portfolio of emerging market bonds and other debt securities, such as international sovereign, government supranational agency, corporate, bank notes and bonds (which may be fixed or floating), Brady and Yankee Bonds and mortgage backed securities, or in derivatives. The Sub-Fund will invest at least two thirds of its assets in straight bonds issued by issuers having their registered seat in emerging market countries or exercising the preponderant part of their economic activity in emerging markets and a maximum of one third of its assets in monetary papers with a maturity less than 12 months. The Sub-Fund may invest a maximum of 25% of its assets in convertible bonds and 10% of its assets in equity and equity related securities, including convertible preference shares and warrants. Such securities will be listed or traded on Recognised Exchanges located worldwide. The Investment Manager will not be restricted by credit quality or maturity when making investment decisions. Therefore no minimum credit rating will apply to the investments of the Sub-Fund. It is anticipated that the Sub-Fund may invest in financial derivative instruments outlined in the relevant Supplement to the Prospectus. Although the use of derivatives may create an exposure risk, any exposure arising as a result of the use of derivatives will not exceed the Net Asset Value of the Sub-Fund (i.e. the Sub-Fund will not be leveraged in excess of 100% of its net assets). The Sub-Fund is actively managed.</p> <p><i>Additional Information</i></p> <p>The Sub-Fund's investment and borrowing restrictions are set out in the full Prospectus under the heading "The Company – Investment and Borrowing Restrictions". In addition, the Sub-Fund will not invest more than 10% of its net assets in aggregate in collective investment schemes.</p>
	<p><i>BNY Mellon Emerging Markets Debt Local Currency Fund (Base Currency – US Dollar)</i></p> <p><i>Investment Objective</i></p> <p>The investment objective of the Sub-Fund is to achieve a superior total return from a portfolio of bond and other debt instruments, including derivatives thereon, from emerging markets.</p> <p><i>Investment Policy</i></p> <p>The Sub-Fund will primarily invest, in a portfolio of emerging market bonds and other debt securities, denominated in the local currency of issue, such as international sovereign, government, supranational, agency, corporate, structured notes and bonds (which may be fixed or floating), and mortgage backed and other asset backed securities, or derivatives thereon. The Sub-Fund may also invest in other bonds denominated in a hard currency. Such emerging markets may include, but are not limited to, Argentina, Brazil, Chile, China, Colombia, Czech Republic, Egypt, Hungary, India, Indonesia, Israel, Jordan, Korea, Malaysia, Mexico, Morocco, Pakistan, Peru, Philippines, Poland, Russia, South Africa, Taiwan, Thailand, Turkey and Venezuela.</p> <p>The Sub-Fund will invest at least two thirds of its total assets* in bonds and other debt securities, or derivatives thereon, issued by issuers having their registered seat in emerging market countries or exercising the preponderant part of their economic activity in emerging markets and a maximum of one third of its total assets in monetary papers with a maturity less than 12 months.</p> <p>The Sub-Fund may invest a maximum of 25% of its total assets in convertible bonds. Such securities will be listed or traded on Recognised Exchanges located worldwide.</p> <p>The Sub-Fund will not invest in equity or equity related securities.</p>

	<p>The Investment Manager will not be restricted by credit quality or maturity when making investment decisions. Therefore no minimum credit rating will apply to the investments of the Sub-Fund, which may be rated below investment grade.</p> <p>*Total assets means the Net Asset Value of the Sub-Fund plus its liabilities (but after deduction of cash and ancillary liquidities).</p> <p>It is anticipated that the Sub-Fund may invest in financial derivative instruments outlined in the relevant Supplement to the Prospectus. Although the use of derivatives may create an exposure risk, any exposure arising as a result of the use of derivatives will not exceed the Net Asset Value of the Sub-Fund (i.e. the Sub-Fund will not be leveraged in excess of 100% of its net assets).The Sub-Fund is actively managed.</p> <p><i>Additional Information</i></p> <p>The Sub-Fund’s investment and borrowing restrictions are as set out in the full Prospectus under the heading “The Company - Investment and Borrowing Restrictions”. In addition, the Sub-Fund will not invest more than 10% of its net assets in aggregate in collective investment schemes.</p>
	<p><i>BNY Mellon Evolution Global Alpha Fund (Base Currency – Euro)</i></p> <p><i>Investment Objective</i></p> <p>The investment objective of the Sub-Fund is to maximise total returns with a commensurate level of risk by allocating assets to various investment strategies. These strategies are managed based upon quantitative models that select a mix of positions that reflect forward-looking estimates of return and risk globally. The Investment Manager retains discretion to override the buy and sell decisions that are indicated by the applicable models. In addition, the Sub-Fund will seek to opportunistically gain leverage when the expected risk-adjusted returns are high.</p> <p><i>Investment Policy</i></p> <p>The Sub-Fund will focus on two principal strategies:</p> <p>-The Long-Short Global Spread Strategy seeks to generate returns from the variation in risk premiums in the countries included in the MSCI World Index (which includes the U.S., Canada and Australia and certain developed markets located in Europe and the Far East) principally through long-short investment in derivative instruments. (Further information on the Sub-Fund’s investment in derivatives is set out in the relevant Supplement to the Prospectus.) Three types of long-short exposure may be targeted through investment in derivative instruments:</p> <ul style="list-style-type: none"> - equity vs debt securities of both governmental and non-governmental issuers in each of these countries; - allocation among equity securities of non-governmental issuers that do business in these countries; and - allocation among debt securities representing the sovereign debt of these countries (or their agencies and instrumentalities). <p>- The Global Currency Strategy seeks to take advantage of misvaluations in global currency markets and provides for long positions in currencies with attractive valuations and short positions in currencies with unattractive valuations, principally through investment in those derivative instruments and as determined by the Investment Manager’s models.</p> <p>Allocations will be made at the Investment Manager’s discretion, based upon the quantitative models, both within each strategy and among the strategies. The Investment</p>

	<p>Manager retains discretion to override the buy and sell decisions that are indicated by the applicable models. The Sub-Fund need not be invested in any or all of the strategies at any one time. In addition, the Investment Manager may allocate to other investment strategies in order to seek to increase the Sub-Fund’s risk-adjusted return.</p> <p>The Sub-Fund aims to achieve a total return (net of annual management fee and other expenses) in excess of the applicable benchmark as set out in the relevant Supplement to the Prospectus + 4% on an annualised basis.</p> <p><i>Additional Information</i></p> <p>The Sub-Fund’s investment and borrowing restrictions are as set out in the full Prospectus under the heading “The Company - Investment and Borrowing Restrictions”. Notwithstanding the limit contained in paragraph 6.1 of the Prospectus under the heading “Investment and Borrowing Restrictions” and sub-heading “Financial Derivative Instruments”, (which provides that a fund’s global exposure relating to financial derivative instruments must not exceed its total net asset value), the Sub-Fund may leverage its positions to generate a notional exposure in excess of the Net Asset Value of the Sub-Fund when calculated using Value at Risk (“VaR”) methodology. VaR is the advanced risk measurement methodology used to assess the Sub-Fund’s leverage and market risk volatility. When the VaR is calculated as a percentage of the Net Asset Value of the Sub-Fund (absolute VaR), it may not be greater than 5% of the Net Asset Value of the Sub-Fund. The VaR will be calculated using 99% confidence level, one week holding period, and the historical observation period will not be less than one year unless a shorter period is justified. In addition, the Sub-Fund will not invest more than 10% of its net assets in aggregate in collective investment schemes.</p>
	<p><i>BNY Mellon Japan Equity Value Fund (Base Currency – Japanese Yen)</i></p> <p><i>Investment Objective</i></p> <p>The Sub-Fund aims to achieve long-term capital growth by using a value style investment philosophy to invest in equity and or equity related securities of companies listed in Japan.</p> <p><i>Investment Policy</i></p> <p>The Sub-Fund will invest at least two-thirds of the Sub-Fund’s assets in equities of companies located or listed in Japan or deriving a preponderant part of their income in Japan.</p> <p>Up to one-third of the Sub-Fund’s assets will invest in equity-related securities of companies located or listed in Japan or deriving a preponderant part of their income in Japan.</p> <p>The Sub-Fund may also invest in securities which are dealt in on over-the-counter markets in Japan.</p> <p>The equity securities and equity-related securities may include common stock, preferred stock and securities convertible into or exchangeable for such equity securities.</p> <p>Investments will be selected by the Investment Manager, with advice of the Investment Advisor, on the basis of a theoretical stock price calculated using a proprietary valuation model, and stock screening based on active quantitative analysis by the Investment Advisor, with the aim of achieving a stable excess return and a high level of information ratio through optimised portfolio construction and a disciplined approach to risk control.</p> <p>Further information on the Sub-Fund’s investment in financial derivative instruments is set out in the relevant Supplement to the Prospectus.</p>

	<p><i>Additional Information</i></p> <p>The Sub-Fund’s investment and borrowing restrictions are as set out in the full Prospectus under the heading “The Company - Investment and Borrowing Restrictions”. In addition, the Sub-Fund will not invest more than 10% of its net assets in aggregate in collective investment schemes.</p>
	<p><i>BNY Mellon Evolution Currency Option Fund (Base Currency – Euro)</i></p> <p><i>Investment Objective</i></p> <p>The investment objective of the Sub-Fund is to achieve long-term capital growth by using an investment strategy to invest in a portfolio of foreign exchange derivative instruments, fixed income securities and other instruments.</p> <p><i>Investment Policy</i></p> <p>The Sub-Fund aims to achieve a total return that exceeds the Benchmark (against which it will measure its performance) through investment in foreign exchange derivative instruments, fixed income securities, money market instruments, cash deposits, collective investment schemes.</p> <p><u>A. Foreign Exchange Derivatives</u></p> <p>The Sub-Fund will seek to generate returns from investment of a portion of the Sub-Fund’s assets in a portfolio of derivative instruments, principally options on foreign currencies and forward foreign exchange contracts. Such derivative instruments may be entered into over the counter or traded on Recognised Exchanges worldwide and are described in further detail in the relevant Supplement to the Prospectus under the sub-heading “<i>Derivatives</i>”. Although this will be the Sub-Fund’s key strategy in terms of targeted returns, it will not represent the principal part of the Sub-Fund’s assets.</p> <p>The Sub-Fund looks to identify and exploit extreme situations in the global foreign currency market. The Investment Manager’s view is that markets have a tendency to reach critical unstable states before correcting sharply and it is these opportunities which the Sub-Fund seeks to benefit from. This strategy is managed based upon a quantitative model which identifies potential opportunities and imposes constraints in the amount of risk being deployed at any moment in time.</p> <p><u>B. Fixed Income Securities, Money Markets Instruments, Cash, Deposits & Collective Investment Schemes</u></p> <p>In addition to the portion of the Sub-Fund’s asset invested in foreign exchange derivative instruments, at least two thirds of the Sub-Fund’s assets will be invested in a portfolio of fixed income securities (see below), money market instruments listed or dealt on a Recognised Exchange, cash and deposits with credit institutions and collective investment schemes. The investment of at least two thirds of the Sub-Fund’s assets in a portfolio of such instruments will ensure that the Sub-Fund maintains a lower overall risk profile.</p> <p>The Sub-Fund may invest in fixed income securities in the developed markets including but not limited to sovereign debt, corporate fixed or floating rate bonds and notes of investment grade.</p> <p>Further information on the Sub-Fund’s investment in financial derivative instruments is set out in the relevant Supplement to the Prospectus.</p> <p><i>Additional Information</i></p> <p>The Sub-Fund’s investment and borrowing restrictions are as set out in the full</p>

	<p>Prospectus under the heading “The Company - Investment and Borrowing Restrictions”. Notwithstanding the limit contained in paragraph 6.1 of the Prospectus under the heading “Investment Restrictions” and sub-heading “Financial Derivative Instruments”, (which provides that a fund’s global exposure relating to financial derivative instruments must not exceed its total net asset value), the Sub-Fund may leverage its positions to generate a notional exposure in excess of the Net Asset Value of the Sub-Fund when calculated using VaR. VaR is the advanced risk measurement methodology used to assess the Sub-Fund’s leverage and market risk volatility. When the VaR is calculated as a percentage of the Net Asset Value of the Sub-Fund (absolute VaR), it may not be greater than 5% of the Net Asset Value of the Sub-Fund. The VaR will be calculated using 99% confidence level, one day holding period, and the historical observation period will not be less than one year unless a shorter period is justified. In addition, the Sub-Fund will not invest more than 10% of its net assets in aggregate in collective investment schemes.</p>
	<p><i>BNY Mellon Brazil Equity Fund (Base Currency – US Dollar)</i></p> <p><i>Investment Objective</i></p> <p>The Sub-Fund aims to achieve long-term capital growth through investment primarily (meaning at least three-quarters of the Sub-Fund’s total assets*) in a portfolio of equity and equity-related securities of companies having their registered office in Brazil or carrying out a preponderant part of their activities in Brazil.</p> <p>* Total assets means the Net Asset Value of the Sub-Fund plus its liabilities (but after deduction of cash and ancillary liquidities).</p> <p><i>Investment Policy</i></p> <p>The Sub-Fund will invest at least three-quarters of its total assets in a portfolio of equity and equity related securities (including preference shares, convertible preference shares, and American Depositary Receipts (listed in the United States)) of companies located in or exercising a preponderant part of their activities in Brazil. Up to one-quarter of the Sub-Fund’s total assets may be invested in equity and equity-related securities of companies which are neither located in Brazil nor exercising a preponderant part of their activities in Brazil. Up to one-quarter of the Sub-Fund’s total assets may also be invested in convertible bonds (both fixed and floating rate, corporate and non-corporate, rated and unrated), fixed and floating rate semi-government and corporate bonds (of investment grade quality or lower), cash, money market instruments (including, but not limited to, commercial paper, government bonds and certificates of deposit) and, (subject to the particular investment restriction outlined in “Additional Information” below), collective investment schemes.</p> <p>The majority of the Sub-Fund’s investments shall be listed or traded on Recognised Exchanges located in Brazil and the United States. The remainder of the Sub-Fund’s listed investments shall be listed or traded on Recognised Exchanges located outside Brazil and the United States.</p> <p>The Investment Manager will pursue a value strategy with a view to investing in companies with high dividend yield ratios and the capability to preserve income and capital.</p> <p>The philosophy of the Investment Manager is based on a non-benchmarked and research driven quantitative investment process combined with a bottom-up fundamental security analysis. Stock selection focuses on companies with sustainable earnings (company level), a high dividend level (shareholder level), and attractive valuations. The portfolio construction process relies on quantitative optimization models, liquidity caps, company and sector diversification limits and attempts to minimize market risk and increase risk-adjusted returns.</p> <p>Further information on the Sub-Fund’s investment in financial derivative instruments is</p>

	<p>set out in the relevant Supplement to the Prospectus.</p> <p><i>Additional Information</i></p> <p>The Sub-Fund’s investment and borrowing restrictions are as set out in the full Prospectus under the heading “The Company - Investment and Borrowing Restrictions”. The Sub-Fund will not be leveraged in excess of 100% of its net assets as a result of its investment in FDIs. Global exposure and leverage shall not exceed 100% of the Net Asset Value of the Sub-Fund on a permanent basis. In addition, the Sub-Fund will not invest more than 10% of its net assets in aggregate in collective investment schemes.</p>
	<p><i>BNY Mellon Long-Term Global Equity Fund (Base Currency – Euro)</i></p> <p>Investment Objective</p> <p>The objective of the Sub-Fund is to achieve long-term capital appreciation through investing primarily (meaning at least three-quarters of the Sub-Fund’s total assets*) in a portfolio of equity and equity related securities of companies located throughout the world.</p> <p>* Total assets means the Net Asset Value of the Sub-Funds plus its liabilities (but after deduction of cash and ancillary liquidities).</p> <p><i>Investment Policy</i></p> <p>The Sub-Fund will invest primarily (meaning at least three-quarters of the Sub-Fund's total assets) in a portfolio of equity and equity related securities of companies located worldwide, the majority of which shall be listed or traded on Recognised Exchanges. Equity related securities shall include common and preferred stocks and shares, convertible preference shares and (subject to a limit of 10% of Net Asset Value of the Sub-Fund) warrants.</p> <p>The Sub-Fund may also invest indirectly in global equity securities through instruments such as American Depositary Receipts and Global Depositary Receipts (collectively “Depositary Receipts”). These instruments are receipts or certificates, typically issued by a local bank or trust company, which evidence ownership of underlying securities issued by an entity in another country, but which are designed to facilitate trading in the local market. The underlying securities are not always denominated in the same currency as the Depositary Receipts.</p> <p>Whilst investors may benefit from short term gains, the Investment Manager will not be targeting them specifically. The Investment Manager's philosophy is based on detailed fundamental research looking at the growth potential of particular securities over a period of time. Because of the long-term nature of this Sub-Fund, it is expected that the equity and equity related securities within the portfolio will be purchased with a view to holding them for a period of 3 to 5 years. The portfolio turnover will remain low through-out the life of the Sub-Fund as it is integral to the Investment Manager's process.</p> <p>The Investment Manager will be authorised to allocate the Sub-Fund’s assets without limitation among geographic regions and individual countries based on its analysis of global economic, political and financial conditions, provided that no more than 20% in value of the Sub-Fund’s net assets may be invested in equity or equity related securities of companies located in emerging market countries. For these purposes, “emerging market countries” will be those countries identified as such for the purposes of the Morgan Stanley Capital International Emerging Markets Index (an index designed to measure equity market performance in global emerging markets) (including any subsequent amendments thereto or any replacement index). In determining where the issuer of a security is located, the Investment Manager looks at such factors as its country of organisation, the primary trading market for its securities, and the location of</p>

	<p>its assets, personnel, sales, and earnings.</p> <p>Up to one-quarter of the Sub-Fund’s total assets may also be invested in bonds (which may be fixed or floating rate, government or corporate, of investment grade and rated) and convertible debt securities (rated), cash, money market instruments (including, but not limited to, commercial paper, government bonds and certificates of deposit) and, (subject to the particular investment restriction outlined in “Additional Information” below), collective investment schemes.</p> <p>The Sub-Fund may invest in financial derivative instruments for hedging and efficient portfolio management purposes.</p> <p>In general, the Sub-Fund will be exposed to the currency fluctuations that are incidental to its investment in equity and equity related securities. While the Investment Manager will not seek to add value by speculating in currencies, it will generally leave the Sub-Fund’s currency exposure unhedged.</p> <p>Notwithstanding the foregoing, the Investment Manager will regularly monitor and review currency exposure and will employ currency hedging when the Investment Manager perceives that currency exposure presents significant risk.</p> <p>Any currency hedging generally will be conducted through American-style over-the-counter currency options that are negotiated with major banks and broker-dealers. American-Style over-the-counter options can be exercised on any business day up to and including the expiry date, unlike European-style over-the-counter options which can only be exercised at expiry. These options will be designed to enable the Sub-Fund to convert the value of equity and equity related securities into Euros at an agreed rate on the day that the option contract is entered into.</p> <p><i>Additional Information</i></p> <p>The Sub-Fund’s investment and borrowing restrictions are as set out under the heading “The Company - Investment and Borrowing Restrictions” in the Full Prospectus.” The Sub-Fund may invest in financial derivative instruments for hedging and efficient portfolio management purposes. It is not the intention to leverage the Sub-Fund as a result of investment in derivatives. In any case, the Sub-Fund will not be leveraged in excess of 100% of its net assets as a result of its investment in FDI’s. Global exposure and leverage shall not exceed 100% of the Net Asset Value of the Sub-Fund on a permanent basis. In addition, the Sub-Fund will not invest more than 10% of its net assets in aggregate in collective investment schemes.</p>
	<p><i>BNY Mellon Vietnam, India and China (VIC) Fund (Base Currency – US Dollar)</i></p> <p><i>Investment Objective</i></p> <p>The Sub-Fund aims to achieve long-term capital growth through investment primarily (meaning at least three-quarters of the Sub-Fund's total assets*) in a portfolio of equity and equity-related securities of companies having their registered office in Vietnam, India and China or carrying out a preponderant part of their activities in those countries.</p> <p><i>*Total assets means the Net Asset Value of the Sub-Fund plus its liabilities (but after deduction of cash and ancillary liquidities).</i></p> <p><i>Investment Policy</i></p> <p>The Sub-Fund will invest at least three-quarters of its total assets in a portfolio of equity and equity-related securities (including preference shares, participation notes, convertible preference shares and American Depositary Receipts) of companies having their registered office in or exercising a preponderant part of their activities in Vietnam, India and China. In relation to participation notes and American Depositary Receipts, these</p>

	<p>will be listed or traded on Recognised Exchanges in Europe, Asia or the United States of America. Up to one-quarter of the Sub-Fund's total assets may be invested in equity and equity-related securities of companies in both developed and emerging Asian regions which neither have their registered office in Vietnam, India and China nor exercise a preponderant part of their activities in those countries. Up to one-quarter of the Sub-Fund's total assets may also be invested in cash, warrants (subject to a 5% limit of the Net Asset Value of the Sub-Fund), money market instruments (including, but not limited to, commercial paper, government bonds and certificates of deposit) and (subject to the particular investment restriction outlined in "Additional Information" below), collective investment schemes.</p> <p>The majority of the Sub-Fund's investments shall be listed or traded on Recognised Exchanges in Asia. The Sub-Fund may invest up to 10% of its net assets in transferable securities not listed or traded on Recognised Exchanges.</p> <p>The strategy of the Investment Manager is based on a bottom-up stock selection driven by fundamental research and not constrained by market capitalisation. The balance between growth or value companies of the Sub-Fund is dependent on economic cycles in the region as a whole. Accordingly, the style bias within the Sub-Fund will change over time in line with these economic cycles. The Investment Manager will actively manage the Sub-Fund and its strategy is performance-driven rather than index-driven.</p> <p><i>Additional Information</i></p> <p>The Sub-Fund's investment and borrowing restrictions are as set out in the full Prospectus under the heading "The Company - Investment and Borrowing Restrictions". It is not the intention to leverage the Sub-Fund as a result of the use of derivatives for efficient portfolio management purposes. In any case, the Sub-Fund will not be leveraged in excess of 100% of its net assets as a result of the use of derivatives for efficient portfolio management purposes. Global exposure and leverage shall not exceed 100% of the Net Asset Value of the Sub-Fund on a permanent basis. In addition, the Sub-Fund will not invest more than 10% of its net assets in aggregate in collective investment schemes.</p>
	<p><i>BNY Mellon Global Property Securities Fund (Base Currency – Euro)</i></p> <p><i>Investment Objective</i></p> <p>The Sub-Fund aims to maximise total returns from long term capital growth and income through investment primarily (meaning at least three-quarters of the Sub-Fund's total assets*) in a diversified portfolio of real estate related securities listed or traded on Recognised Exchanges worldwide including listed Real Estate Investment Trusts (REITs), listed Real Estate Operating Companies (REOCs) and equity securities of companies whose principal business is the ownership, management and/or development of income producing and for-sale real estate.</p> <p>*Total assets means the Net Asset Value of the Sub-Fund plus its liabilities (but after deduction of cash and ancillary liquidities)</p> <p><i>Investment Policy</i></p> <p>The Sub-Fund will invest at least three-quarters of its total assets in real estate related securities listed or traded on Recognised Exchanges worldwide including listed REITs, listed REOCs and equity securities of companies whose principal business is the ownership, management and/or development of income producing and for-sale real estate. The Sub-Fund may also invest up to 10% of its net assets in equity securities of these types of companies that are unlisted.</p> <p>The Sub-Fund may also invest up to 20% of its net assets in equity or equity related securities (including preference shares, convertible preference shares and American</p>

Depository Receipts) of companies having their registered office in emerging market countries.

Up to one-quarter of the Sub-Fund's total assets may be invested in convertible bonds (both fixed and floating rate, corporate and government issued, rated and unrated) and up to 10% of the Sub-Fund's Net Asset Value may be invested warrants and rights offerings (related to equity securities of companies whose principal business is the ownership, management and/or development of income producing and for-sale real estate).

In order to ensure sufficient liquidity in the Sub-Fund, the Sub-Fund may also invest up to 10% of its net assets in cash or short-term money market instruments (including, but not limited to, commercial paper, government bonds (which may be fixed or floating rate and rated or unrated), and certificates of deposit) and, (subject to the particular investment restriction outlined in "Additional Information" below), collective investment schemes.

REITs are a type of pooled investment vehicle which invests in real property or real property related loans or interests listed, traded or dealt in on Recognised Exchanges. They are established effectively as a "pass through" entity, the effect of which is to transfer the income and gains of the business through the company exempt of tax to investors who will then assume the tax liabilities. Tax treatment is not identical in each country. REOCs are corporations which engage in the development, management or financing of real estate. They typically provide such services as property management, property development, facilities management, real estate financing and related businesses. REOCs are publicly traded real estate companies that have chosen not to be taxed as REITs. The three primary reasons for such a choice are (a) the availability of tax-loss carry-forwards, (b) operation in non-REIT-qualifying lines of business, and (c) the ability to retain earnings.

In selecting investments, the Investment Manager will seek to ensure that investment in any particular assets will not compromise the ability of the Sub-Fund to meet foreseeable redemption requests.

The Investment Manager's strategy is to invest in a diversified global portfolio of real estate securities with low relative stock prices to attempt to provide investors with high, risk-adjusted returns. The Investment Manager seeks to uncover low relative price opportunities across countries and sectors at different turning points in the real estate cycle by looking beyond obvious factors of stock price and underlying real estate value. This strategy recognizes that real estate securities are not simply stocks, or real estate, but hybrid financial investments. As such, they are valued on a number of factors, such as the value of the firm's property portfolio, as well as critical business and market factors, including: the company's capitalization, its position within public capital markets, and the quality of its management team.

Derivatives

Financial derivative instruments in which the Sub-Fund may invest or use for investment purposes are limited to warrants and rights offerings. Further detail on the commercial purpose for which these types of FDI may be employed is as follows:

Warrants and Rights Offerings

The Sub-Fund may on occasions own warrants or rights offerings where these have been acquired by the Sub-Fund as a result of corporate actions. The Sub-Fund may also acquire warrants and rights offerings so as to benefit from a future increase in the value of the underlying equity.

Additional Information

The Sub-Fund's investment and borrowing restrictions are set out in the full prospectus

	<p>under the heading “The Company – Investment and Borrowing Restrictions”.</p> <p>It is not the intention to leverage the Sub-Fund as a result of the use of derivatives. In any case, the Sub-Fund will not be leveraged in excess of 100% of its net assets as a result of the use of derivatives. Global exposure and leverage shall not exceed 100% of the Net Asset Value of the Sub-Fund on a permanent basis.</p> <p>In addition, the Sub-Fund will not invest more than 10% of its net assets in aggregate in collective investment schemes.</p>
	<p><i>BNY Mellon Emerging Markets Equity Fund (Base Currency – USD)</i></p> <p>Investment Objective</p> <p>The investment objective of the Sub-Fund is to provide long term capital appreciation by investing primarily (meaning at least three-quarters of the Sub-Fund's total assets*) in equity and equity-related securities of companies which have their registered office or exercise a preponderant part of their business activities in emerging market countries.</p> <p>* Total assets means the Net Asset Value of the Sub-Fund plus its liabilities (but after deduction of cash and ancillary liquidities).</p> <p>Investment Policy</p> <p>The Sub-Fund will invest at least three-quarters of its total assets in a portfolio of equity and equity related securities (including preference shares, convertible preference shares, exchange traded funds, American Depositary Receipts, Global Depositary Receipts and participation notes) of companies having their registered office in or exercising a preponderant part of their activities in emerging market countries.</p> <p>In relation to exchange traded funds, these will be listed on Recognised Exchanges and give exposure to equities in one or more emerging market countries. Any investment in exchange traded funds will be in accordance with the investment limits for investment in transferable securities and/or collective investment schemes, as appropriate, as set out in “Additional Information” below.</p> <p>In relation to American Depositary Receipts, Global Depositary Receipts and participation notes, these will be listed or traded on Recognised Exchanges worldwide. The Sub-Fund may invest up to 10% of its net assets in transferable securities not listed or traded on Recognised Exchanges.</p> <p>Up to one-quarter of the Sub-Fund’s total assets may be invested in equity and equity-related securities of companies which neither have their registered office in nor exercise a preponderant part of their activities in emerging market countries.</p> <p>Up to one-quarter of the Sub-Fund’s total assets may also be invested in cash, warrants (subject to a 5% limit of the Net Asset Value of the Sub-Fund), money market instruments (including, but not limited to, commercial paper, government bonds (which may be fixed or floating rate and investment grade or below investment grade, as determined by Standard & Poor's Rating Group) and certificates of deposit) and (subject to the particular investment restriction outlined in “Additional Information” below), collective investment schemes.</p> <p>The Sub-Fund may invest up to 10% of its Net Asset Value in equity securities listed or traded on Russian markets. Any such investment will only be made on Recognised Exchanges included in Appendix II to the Prospectus.</p> <p>The emerging markets the Sub-Fund invests in may include, but are not limited to, Argentina, Brazil, Chile, China, Colombia, Czech Republic, Egypt, Hungary, India, Indonesia, Israel, Jordan, Malaysia, Mexico, Morocco, New Zealand, Pakistan, Peru,</p>

Philippines, Poland, Russia, Slovakia, South Africa, South Korea, Singapore, Taiwan, Thailand, Turkey and Venezuela.

The Investment Manager aims to capture value from both country allocation and stock selection. The top-down allocation is primarily driven by a quantitative factor model to identify relative attractiveness of markets and is determined by the Investment Manager on a monthly basis. The bottom-up process creates stock recommendations by a team of analysts which arise from disciplined, fundamental in-house research to identify attractive investment opportunities. Portfolio construction is carried out by fund managers based on the analyst recommendations within a prescribed risk budget for each country.

Additional Information

The Sub-Fund's investment and borrowing restrictions are set out in the full prospectus under the heading "The Company – Investment and Borrowing Restrictions".

It is not the intention to leverage the Sub-Fund as a result of the use of derivatives for efficient portfolio management. In any case, the Sub-Fund will not be leveraged in excess of 100% of its net assets as a result of the use of derivatives. Global exposure and leverage shall not exceed 100% of the Net Asset Value of the Sub-Fund on a permanent basis.

In addition, the Sub-Fund will not invest more than 10% of its net assets in aggregate in collective investment schemes.

BNY Mellon Evolution Long / Short Emerging Currency Fund (Base Currency – USD)

Investment Objective

The Sub-Fund aims to earn an attractive return consistently through market cycles by capturing relative value between emerging market currencies, and by exploiting directional moves, both up and down by applying the emerging markets currency strategy, described below.

Investment Policy

The Sub-Fund aims to achieve a total return so that the performance on each class of Shares exceeds the Benchmark (against which they will measure their performance) through investments in a portfolio of derivative instruments providing exposure to emerging markets currencies, as well as through direct investments in emerging markets fixed income securities as described in more detail below.

In pursuit of the investment objective, the Investment Manager applies a repeatable, systematic, model driven investment strategy ("the Strategy") which seeks to exploit both long and short (through financial derivative instruments) profit taking opportunities in the emerging currency markets. Investment decisions are made based on the analysis for each country of fundamental macro-economic and political factors believed to influence global currency movements. These include for example interest rate forecasts, inflation projections, GDP per capita, liquidity, and economic freedom. Risk management is an inherent part of the portfolio construction process and includes controls at the security, portfolio and macro level.

The Investment Manager retains discretion to override the buy and sell decisions that are indicated by the applicable models.

The Sub-Fund will seek to generate returns from investment of a portion of the Sub-Fund's assets in a portfolio of derivative instruments, principally, but not limited to, forward foreign exchange contracts (both deliverable as well as non-deliverable forward

contracts) and options on foreign currencies. Such derivative instruments may be entered into over the counter or traded on Recognised Exchanges worldwide and are described in further detail in Section 8. “Investment Objectives and Policies” under the sub-heading “Derivatives” of the relevant Supplement to the Prospectus.

In pursuit of the Strategy, the Sub-Fund may also invest in a portfolio of emerging market bonds and other debt securities, denominated in the local currency of issue, such as international sovereign, government, supranational, agency and corporate bonds (which may be fixed or floating rate and investment grade or below investment grade, as determined by Standard & Poor’s Rating Group). The Sub-Fund may also invest in other bonds denominated in a hard currency of an emerging market.

The emerging markets the Sub-Fund focuses on may include, but are not limited to, Argentina, Brazil, Chile, China, Colombia, Czech Republic, Egypt, Hungary, India, Indonesia, Israel, Jordan, Malaysia, Mexico, Morocco, New Zealand, Pakistan, Peru, Philippines, Poland, Russia, Slovakia, South Africa, South Korea, Singapore, Taiwan, Thailand, Turkey and Venezuela.

The Investment Manager is not restricted by credit quality or maturity when making investment decisions. Therefore no minimum credit rating will apply to the investments of the Sub-Fund, which may be rated below investment grade.

Although the Strategy will be the Sub-Fund’s key strategy in view of achieving the targeted returns, it may not represent the majority of the Sub-Fund’s assets. To provide liquidity and cover for exposures generated through the use of financial derivative instruments, the majority of the Sub-Fund’s assets may be invested in cash, money market instruments (including, but not limited to, commercial paper, government bonds (which may be fixed or floating rate and investment grade or below investment grade, as determined by Standard & Poor’s Rating Group) and certificates of deposit and, (subject to the particular investment restriction outlined in “Additional Information” below), collective investment schemes.

Additional Information

The Sub-Fund’s investment and borrowing restrictions are set out in the full prospectus under the heading “The Company – Investment and Borrowing Restrictions”. In addition, the Sub-Fund will not invest more than 10% of its net assets in aggregate in collective investment schemes.

Global Exposure and Leverage

Notwithstanding the limit contained in paragraph 6.1 of the Prospectus under the heading “Investment and Borrowing Restrictions” and sub-heading “Financial Derivative Instruments”, the Sub-Fund may leverage its positions to generate a notional exposure in excess of the Net Asset Value of the Sub-Fund when calculated using Value at Risk (“VaR”) methodology. VaR is the risk measurement methodology used to assess the Sub-Fund’s leverage and market risk volatility. When the VaR is calculated as a percentage of the Net Asset Value of the Sub-Fund (absolute VaR), it may not be greater than 5% of the Net Asset Value of the Sub-Fund. The VaR will be calculated using 99% confidence level, a one day holding period, and the historical observation period will not be less than one year unless a shorter period is justified.

BNY Mellon Global Real Return Fund (USD) (Base Currency – USD)

Investment Objective

The objective of the Sub-Fund is to achieve a total return in excess of a cash benchmark (as described below) over an investment horizon of 3-5 years.

Investment Policy

The Sub-Fund tries to achieve an absolute return over an investment horizon of a full business cycle, which typically expands over 3-5 years in excess of the return that would be received by cash on deposit for such a period. To achieve this, the Sub-Fund will use its ability to invest freely in a wide range of asset classes, aiming to have a reasonably moderate risk exposure at any point in time.

In general, the Sub-Fund may invest in equities, equity-related securities, fixed income securities, deposits, derivative instruments, cash, money market instruments and cash equivalents, each of which is discussed in more detail below.

The Sub-fund is a multi-asset global portfolio. Allocations will be made at the Investment Manager's discretion, based upon the Investment Manager's proprietary global investment approach, both within each asset class and among the asset classes. The Sub-Fund need not be invested in all of the asset classes at any one time

In relation to the equity and equity related securities that the Sub-Fund may invest in, these will be principally, but not limited to common shares, preference shares, securities convertible into or exchangeable for such equities, American Depositary Receipts and Global Depositary Receipts listed or traded on Recognised Exchanges worldwide.

The Sub-Fund may invest up to 10% of its net assets in transferable securities not listed or traded on Recognised Exchanges.

In relation to the fixed income securities that the Sub-Fund may invest in, these will be principally, but not limited to international, sovereign, government, supranational agency, corporate, bank and other bonds and other debt and debt-related securities (such as debentures, notes (including corporate, sovereign, floating and fixed rate notes with a minimum term of one year or more) and asset and mortgage backed securities, each of which may be fixed or floating rate and investment grade or below investment grade, as determined by an internationally recognised rating service such as Standard & Poor's Rating Group. Investment in sub-investment grade fixed income securities is not expected to exceed 30% of net assets and will generally be substantially lower than 30% of net assets.

The Sub-Fund is not subject to any specific geographic or market sector.

To provide liquidity and cover for exposures generated through the use of financial derivative instruments, the majority of the Sub-Fund's assets may, at any one time, be invested in cash, money market instruments (including, but not limited to, commercial paper, government bonds (which may be fixed or floating rate and investment grade or below investment grade, as determined by Standard & Poor's Rating Group) and certificates of deposit and, (subject to the particular investment restriction outlined in "Additional Information" below), collective investment schemes.

Further information on the Sub-Fund's investment in financial derivative instruments is set out in the relevant Supplement to the Prospectus.

Additional Information

The Sub-Fund's investment and borrowing restrictions are set out in the full prospectus under the heading "The Company – Investment and Borrowing Restrictions". In addition, the Sub-Fund will not invest more than 10% of its net assets in aggregate in collective investment schemes.

Global Exposure and Leverage

It is not the intention to leverage the Sub-Fund as a result of the use of derivatives. In any case, the Sub-Fund will not be leveraged in excess of 100% of its net assets as a result of the use of derivatives. Global exposure and leverage shall not exceed 100% of the Net

Asset Value of the Sub-Fund on a permanent basis.

BNY Mellon Global Real Return Fund (EUR) (Base Currency – Euro)

Investment Objective

The objective of the Sub-Fund is to achieve a total return in excess of a cash benchmark (as described below) over an investment horizon of 3-5 years.

Investment Policy

The Sub-Fund tries to achieve an absolute return over an investment horizon of a full business cycle, which typically expands over 3-5 years in excess of the return that would be received by cash on deposit for such a period. To achieve this, the Sub-Fund will use its ability to invest freely in a wide range of asset classes, aiming to have a reasonably moderate risk exposure at any point in time.

In general, the Sub-Fund may invest in equities, equity-related securities, fixed income securities, deposits, derivative instruments, cash, money market instruments and cash equivalents, each of which is discussed in more detail below.

The Sub-fund is a multi-asset global portfolio. Allocations will be made at the Investment Manager's discretion, based upon the Investment Manager's proprietary global investment approach, both within each asset class and among the asset classes. The Sub-Fund need not be invested in any or all of the asset classes at any one time

In relation to the equity and equity related securities that the Sub-Fund may invest in, these will be principally, but not limited to common shares, preference shares, securities convertible into or exchangeable for such equities, American Depositary Receipts and Global Depositary Receipts listed or traded on Recognised Exchanges worldwide.

The Sub-Fund may invest up to 10% of its net assets in transferable securities not listed or traded on Recognised Exchanges.

In relation to the fixed income securities that the Sub-Fund may invest in, these will be principally, but not limited to international, sovereign, government, supranational agency, corporate, bank and other bonds and other debt and debt-related securities (such as debentures, notes (including corporate, sovereign, floating and fixed rate notes with a minimum term of one year or more) and asset and mortgage backed securities, each of which may be fixed or floating rate and investment grade or below investment grade, as determined by an internationally recognised rating service such as Standard & Poor's Rating Group. Investment in sub-investment grade fixed income securities is not expected to exceed 30% of net assets and will generally be substantially lower than 30% of net assets.

The Sub-Fund is not subject to any specific geographic or market sector.

To provide liquidity and cover for exposures generated through the use of financial derivative instruments, the majority of the Sub-Fund's assets may, at any one time, be invested in cash, money market instruments (including, but not limited to, commercial paper, government bonds (which may be fixed or floating rate and investment grade or below investment grade, as determined by Standard & Poor's Rating Group) and certificates of deposit and, (subject to the particular investment restriction outlined in "Additional Information" below), collective investment schemes.

Further information on the Sub-Fund's investment in financial derivative instruments is set out in the relevant Supplement to the Prospectus.

Additional Information

The Sub-Fund's investment and borrowing restrictions are set out in the full prospectus under the heading "The Company – Investment and Borrowing Restrictions". In addition, the Sub-Fund will not invest more than 10% of its net assets in aggregate in collective investment schemes.

Global Exposure and Leverage

It is not the intention to leverage the Sub-Fund as a result of the use of derivatives. In any case, the Sub-Fund will not be leveraged in excess of 100% of its net assets as a result of the use of derivatives. Global exposure and leverage shall not exceed 100% of the Net Asset Value of the Sub-Fund on a permanent basis.

BNY Mellon Euro Corporate Bond Fund (Base Currency-Euro)

Investment Objective

The investment objective of the Sub-Fund is to achieve a total return by investing primarily (meaning at least three-quarters of the Sub-Fund's total assets*) in Euro-denominated corporate fixed income securities of investment grade quality.

* Total assets means the Net Asset Value of the Sub-Fund plus its liabilities (but after deduction of cash and ancillary liquidities).

Investment Policy

The Sub-Fund will invest at least three-quarters of its total assets in a portfolio of fixed income securities issued by corporations. Such fixed income securities may include, but will not be limited to bonds, debentures and notes issued by corporations located worldwide from any industry sector. They may have fixed or variable interest rates, will be denominated in Euro and will have a rating of at least BBB- or Baa3, given by an internationally recognised rating service such as Moody's Investor Services, Inc. or Standard & Poor's Corporation. There are no limits with regard to the maximum maturity of the securities.

The Sub-Fund may also invest in other transferable securities including, but not limited to, fixed income securities (such as bonds debentures and notes) issued by corporations (in addition to those referred to above) and governments, each of which may be fixed or floating rate and investment grade or below investment grade as determined by an internationally recognised rating service such as Moody's Investor Services, Inc. or Standard & Poor's Corporation, derivatives (as referred to below), cash and money market instruments (including, but not limited to, commercial paper and certificates of deposit). In the normal course of events, the Sub-Fund's investment in the foregoing list of instruments shall not represent a substantial proportion of the Sub-Fund's portfolio.

The Sub-Fund may invest up to 10% of its net assets in transferable securities not listed or traded on Recognised Exchanges.

Further information on the Sub-Fund's investment in financial derivative instruments is set out in the relevant Supplement to the Prospectus.

Additional Information

The Sub-Fund's investment and borrowing restrictions are set out in the full prospectus under the heading "The Company – Investment and Borrowing Restrictions". Although it is not intended to invest in collective investment schemes, any such investments by the Sub-Fund may not, in aggregate, exceed 10% of its net assets.

Global Exposure and Leverage

The Sub-Fund may leverage its positions to generate a notional exposure in excess of the

Net Asset Value of the Sub-Fund when calculated using Value at Risk (“VaR”) methodology in accordance with the Central Bank’s requirements. VaR is the advanced risk measurement methodology used to assess the Sub-Fund’s leverage and market risk volatility. The Sub-Fund may use the Relative VaR model or Absolute VaR model. Where the Relative VaR model is used, the VaR of the Sub-Fund’s portfolio will not exceed twice the VaR on a comparable benchmark portfolio or reference portfolio (i.e. a similar portfolio with no derivatives) which will reflect the Sub-Fund’s intended investment style. Where the Absolute VaR model is used, the VaR of the Sub-Fund’s portfolio may not exceed 20% of the Net Asset Value of the Sub-Fund. It should be noted that these are the current VaR limits required by the Central Bank. In the event that the Central Bank changes these limits, the Sub-Fund will have the ability to avail of such new limits.

BNY Mellon Euro High Yield Bond Fund (Base Currency-Euro)

Investment Objective

The investment objective of the Sub-Fund is to achieve a superior total return by investing primarily (meaning at least three quarters of the Sub-Fund’s total assets) in Euro-denominated high yield fixed income securities.

* Total assets means the Net Asset Value of the Sub-Fund plus its liabilities (but after deduction of cash and ancillary liquidities).

Investment Policy

The Sub-Fund will invest at least three quarters of its total assets in a portfolio of high yield fixed income securities issued by corporations. Such fixed income securities may include, but will not be limited to bonds, debentures and notes issued by corporations located worldwide from any industry sector. They may have fixed or variable interest rates, will be denominated in Euro and will have a rating of BB+ or Ba1 or below, given by an internationally recognised rating service such as Moody’s Investor Services, Inc. or Standard & Poor’s Corporation. There are no limits with regard to the maximum maturity of the securities. These high yield fixed income securities, sometimes referred to as “junk bonds”, are generally considered to be speculative with respect to the issuer’s capacity to pay interest and repay principal in accordance with the terms of the obligations and subject to greater risk of loss of income and principal than higher rated securities.

The Sub-Fund may also invest in other transferable securities including, but not limited to, fixed income securities (such as bonds debentures and notes) issued by corporations (in addition to those referred to above) and governments, each of which may be fixed or floating rate and investment grade or below investment grade as determined by an internationally recognised rating service such as Moody’s Investor Services, Inc. or Standard & Poor’s Rating Group, derivatives (as referred to below), cash and money market instruments (including, but not limited to, commercial paper and certificates of deposit). In the normal course of events, the Sub-Fund’s investment in the foregoing list of instruments shall not represent a substantial proportion of the Sub-Fund’s portfolio.

The Sub-Fund may invest up to 10% of its net assets in transferable securities not listed or traded on Recognised Exchanges.

Further information on the Sub-Fund’s investment in financial derivative instruments is set out in the relevant Supplement to the Prospectus.

Additional Information

The Sub-Fund’s investment and borrowing restrictions are set out in the full prospectus under the heading “The Company – Investment and Borrowing Restrictions”. Although it is not intended to invest in collective investment schemes, any such investments by the

Sub-Fund may not, in aggregate, exceed 10% of its net assets.

Global Exposure and Leverage

The Sub-Fund may leverage its positions to generate a notional exposure in excess of the Net Asset Value of the Sub-Fund when calculated using Value at Risk (“VaR”) methodology in accordance with the Central Bank’s requirements. VaR is the advanced risk measurement methodology used to assess the Sub-Fund’s leverage and market risk volatility. The Sub-Fund may use the Relative VaR model or Absolute VaR model. Where the Relative VaR model is used, the VaR of the Sub-Fund’s portfolio will not exceed twice the VaR on a comparable benchmark portfolio or reference portfolio (i.e. a similar portfolio with no derivatives) which will reflect the Sub-Fund’s intended investment style. Where the Absolute VaR model is used, the VaR of the Sub-Fund’s portfolio may not exceed 20% of the Net Asset Value of the Sub-Fund. It should be noted that these are the current VaR limits required by the Central Bank. In the event that the Central Bank changes these limits, the Sub-Fund will have the ability to avail of such new limits.

BNY Mellon Evolution Global Strategic Bond Fund (Base Currency- USD)

Investment Objective

The investment objective of the Sub-Fund is to maximise the total return from income and capital growth by investing primarily (meaning at least three-quarters of the Sub-Fund’s total assets*) in a globally diversified multi-sector portfolio of fixed income securities comprising of bonds and other debt instruments issued by corporations, agencies and governments in developed and emerging market economies.

* Total assets means the Net Asset Value of the Sub-Fund plus its liabilities (but after deduction of cash and ancillary liquidities).

Investment Policy

The Sub-Fund will invest at least three-quarters of its total assets in a portfolio of international, sovereign, government, supranational agency, corporate, bank and other bonds (including mortgage and corporate bonds) and other debt and debt-related securities (such as debentures, notes (including corporate, sovereign, floating and fixed rate notes) asset and mortgage backed securities) the majority of which will be listed or traded on Recognised Exchanges located worldwide. The minimum credit rating of the debt and debt-related instruments in which the Sub-Fund may invest is CCC-/Caa3, rated by an internationally recognized rating service such as Moody’s Investor Services, Inc. or Standard & Poor’s Corporation or if unrated, determined to be of equivalent quality by the Investment Manager. There are no limits with regard to the maximum maturity of the securities.

In addition, the Sub-Fund may invest up to 25% of its total assets in American Depositary Receipts and Global Depositary Receipts listed or traded on Recognised Exchanges worldwide, derivatives (as described in more detail below) and cash and money market instruments (including, but not limited to, commercial paper, and certificates of deposit), equity and equity related securities including, but not limited to, common shares, preference shares, securities convertible into or exchangeable for such equities listed or traded on Recognised Exchanges worldwide and collective investment schemes, subject to the particular investment restriction outlined in “Additional Information” below.

The Sub-Fund is not subject to any specific geographic or market sector.

The Sub-Fund may invest up to 10% of its net assets in transferable securities not listed or traded on Recognised Exchanges.

Investment Process

The Investment Manager employs a highly dynamic and active approach to portfolio management across a wide array of fixed income instruments, in order to reduce risk via diversification and enhance potential returns by seeking multiple opportunities for alpha generation. The investment process combines top-down macro economic research with bottom-up fundamental in-house credit research to identify attractive investment opportunities. Portfolio construction is carried out by fund managers based on the analyst recommendations within a prescribed risk budget for each investment risk category.

Further information on the Sub-Fund's investment in financial derivative instruments is set out in the relevant Supplement to the Prospectus.

Additional Information

The Sub-Fund's investment and borrowing restrictions are set out in the full prospectus under the heading "The Company – Investment and Borrowing Restrictions". In addition, the Sub-Fund will not invest more than 10% of its net assets in aggregate in collective investment schemes.

Global Exposure and Leverage

The Sub-Fund may leverage its positions to generate a notional exposure in excess of the Net Asset Value of the Sub-Fund when calculated using Value at Risk ("VaR") methodology in accordance with the Central Bank's requirements. VaR is the advanced risk measurement methodology used to assess the Sub-Fund's leverage and market risk volatility. The Sub-Fund may use the Relative VaR model or Absolute VaR model. Where the Relative VaR model is used, the VaR of the Sub-Fund's portfolio will not exceed twice the VaR on a comparable benchmark portfolio or reference portfolio (i.e. a similar portfolio with no derivatives) which will reflect the Sub-Fund's intended investment style. Where the Absolute VaR model is used, the VaR of the Sub-Fund's portfolio may not exceed 20% of the Net Asset Value of the Sub-Fund. It should be noted that these are the current VaR limits required by the Central Bank. In the event that the Central Bank changes these limits, the Sub-Fund will have the ability to avail of such new limits.

BNY Mellon Global Equity Higher Income Fund (Base Currency- USD)

Investment Objective

The objective of the Sub-Fund is to aim to generate annual distributions and to achieve long-term capital growth by investing predominantly in equity and equity-related global securities.

Investment Policy

The Sub-Fund will invest primarily, meaning at least three-quarters of the Sub-Fund's assets in a portfolio of equity and equity-related securities (convertible bonds (usually unrated), convertible preference shares and warrants (subject to a 10% limit of the Net Asset Value of the Sub-Fund in the case of warrants)) of companies located worldwide which are listed or traded on Recognised Exchanges. Stock selection focuses on companies which have strong fundamentals, are attractively valued and meet the Investment Manager's yield criteria in light of the investment objective of the Sub-Fund to aim to achieve annual distributions together with long-term capital growth. The Sub-Fund may also invest in collective investment schemes subject to the limits set out below under the section entitled "Additional Information".

The Sub-Fund is a global fund insofar as its investments are not confined or concentrated in any particular geographic region, market or industry sector. Investors should note that the Sub-Fund may have a high level of volatility.

The Sub-Fund may invest up to 10% of its Net Asset Value in equity securities listed or traded on Russian markets. Any such investment will only be made on Recognised Exchanges included in Appendix II to the Prospectus.

Further information on the Sub-Fund's investment in financial derivative instruments is set out in the relevant Supplement to the Prospectus.

Additional Information

The Sub-Fund's investment and borrowing restrictions are set out in the full prospectus under the heading "The Company – Investment and Borrowing Restrictions". In addition, the Sub-Fund will not invest more than 10% of its net assets in aggregate in collective investment schemes. Investment in collective investment schemes may be used for cash management purposes or to give exposure to the equity and equity related securities listed in the investment policy.

Global Exposure and Leverage

Any exposure created by the use of derivatives will not exceed the Net Asset Value of the Sub-Fund. Global exposure and leverage, which is defined in Guidance Note 3/03 issued by the Central Bank as the Sub-Fund's global exposure divided by its Net Asset Value, shall not exceed 100% of the Net Asset Value of the Sub-Fund.

BNY Mellon Global Dynamic Bond Fund (Base Currency- USD)

Investment Objective

The objective of the Sub-Fund is to maximize the total return from income and capital growth by investment primarily (meaning at least three-quarters of the Sub-Fund's total assets*) in a globally diversified portfolio of predominantly corporate and government fixed interest securities.

* Total assets means Net Asset Value of the Sub-Fund plus its liabilities (but after deduction of cash and ancillary liquidities). The total assets also encapsulates the extent of leverage employed.

Investment Policy

The Sub-Fund will primarily invest at least three-quarters of the Sub-Fund's assets, in a portfolio of either fixed or floating rate, international, emerging market, sovereign, government, supranational agency, corporate and bank bonds (including mortgage and corporate bonds) and other debt and debt-related securities (such as debentures, notes (including corporate, sovereign, floating and fixed rate notes) asset and mortgage backed securities, certificates of deposit and commercial paper listed or traded on Recognised Exchanges located worldwide. At the time of purchase, the minimum credit rating of the debt and debt-related instruments in which the Sub-Fund may invest is CCC-/Caa3, rated by an internationally recognized rating service such as Moody's Investor Services, Incor Standard & Poor's Corporation or if unrated, determined to be of equivalent quality by the Investment Manager. Therefore the Sub-Fund may invest in predominantly sub-investment grade corporate and government fixed interest securities. There are no limits with regard to the maximum maturity of the securities. The Sub-Fund may also invest in derivatives as set out under the heading "Derivatives" in the relevant supplement to the full Prospectus. The Sub-Fund may also invest in collective investment schemes subject to the limits set out below under the section entitled "Additional Information". Investment in collective investment schemes may be used for cash management purposes by investment in money market funds or to give exposure to bonds and other securities listed above.

The Sub-Fund may also invest in exchange traded funds which will be listed on Recognised Exchanges and give exposure to bond markets. Any investment in exchange

traded funds will be in accordance with the investment limits for investment in transferable securities and/or collective investment schemes, as appropriate, as set out in the section entitled “Additional Information” below.

Investors should note that it is anticipated that the Sub-Fund will have a high level of volatility due to its investment policy. There is no formal limit on the duration of the Sub-Fund.

The Sub-Fund may invest up to 10% of its Net Asset Value in securities listed or traded on Russian markets. Any such investment will only be made on Recognised Exchanges included in Appendix II to the Prospectus.

Further information on the Sub-Fund’s investment in financial derivative instruments is set out in the relevant Supplement to the Prospectus.

Additional Information

The Sub-Fund’s investment and borrowing restrictions are set out in the full prospectus under the heading “The Company – Investment and Borrowing Restrictions”. In addition, the Sub-Fund will not invest more than 10% of its net assets in aggregate in collective investment schemes.

The total net value of long positions in derivatives held shall not exceed 15% of the net asset value of the Sub-Fund. In addition, the total net value of synthetic short positions in derivatives shall not exceed 15% of the net asset value of the Sub-Fund.

Global Exposure and Leverage

The Sub-Fund will not be leveraged in excess of 100% of its net assets as a result of the use of derivatives. Global exposure and leverage shall not exceed 100% of the Net Asset Value of the Sub-Fund.

BNY Mellon Latin America Infrastructure Fund (Base Currency – USD)

Investment Objective

The Sub-Fund aims to achieve long-term capital growth through investment primarily (meaning at least three-quarters of the Sub-Fund’s total assets) in a portfolio of equity and equity-related securities of companies engaged in business relating to infrastructure development or companies that could potentially benefit either directly or indirectly from infrastructure development having their registered office in Latin American countries or carrying out a preponderant part of their activities in Latin American countries. The Sub-Fund may also use derivatives for investment purposes as set out in the section entitled “Derivatives”.

* Total assets means the Net Asset Value of the Sub-Fund plus its liabilities (but after deduction of cash and ancillary liquidities).

Investment Policy

The Sub-Fund will invest at least three-quarters of its total assets in a portfolio of equity and equity related securities (including preference shares and American Depositary Receipts (listed in the United States)) of companies engaged in business relating to infrastructure development or companies that could potentially benefit either directly or indirectly from infrastructure development (including, but not limited to, materials, transportation, capital goods, industry, real estate, energy, utilities, telecommunications) and located in or exercising a preponderant part of their activities in Latin American countries. Up to one-quarter of the Sub-Fund’s total assets may be invested in equity and

equity-related securities of companies which are neither located in Latin American countries nor exercising a preponderant part of their activities in Latin American countries. Up to one-quarter of the Sub-Fund's total assets may also be invested in bonds (both fixed and floating rate, corporate and non-corporate, rated and unrated), fixed and floating rate semi-government and corporate bonds (of investment grade quality or lower), cash, money market instruments (including, but not limited to, commercial paper, government bonds and certificates of deposit). The Sub-Fund may also invest in collective investment schemes subject to the limits set out in the section entitled "Additional Information" below. The Sub-Fund may invest in derivatives as set out under the heading "*Derivatives*" in the relevant supplement to the full Prospectus. The Sub-Fund may also utilise techniques and instruments including derivatives to protect against foreign exchange rate risks as set out in the section entitled "Efficient Portfolio Management" in the relevant supplement to the full prospectus.

The majority of the Sub-Fund's investments shall be listed or traded on Recognised Exchanges located in Latin American countries and the United States. The remainder of the Sub-Fund's listed investments shall be listed or traded on Recognised Exchanges located outside Latin American countries and the United States.

The Latin American markets the Sub-Fund invests in may include, but are not limited to, Brazil, Mexico, Chile and Peru.

The Investment Manager will pursue a growth strategy with a view to investing in companies in Latin America that are engaged in business relating to infrastructure development or companies that could potentially benefit either directly or indirectly from infrastructure development. Investors should note that the Sub Fund may have a high level of volatility.

The philosophy of the Investment Manager is based on a non-benchmarked and top-down macro and microeconomic analysis of factors such as gross domestic product ("GDP"), interest rates, inflation and politics combined with a bottom-up fundamental security, valuations and competitive analysis. The investment process focuses on companies with attractive valuation both in absolute and relative terms, filtered by the long term competitive analysis and by value drivers such as growth, regulation, exchange rates and commodities. The stock selection also focus on other qualitative factors as regulation, legislation, and company management skills, interest alignment and information sources. The portfolio construction process relies on liquidity caps, sector diversification limits and attempts to minimize market risk and increase risk-adjusted returns.

Further information on the Sub-Fund's investment in financial derivative instruments is set out in the relevant Supplement to the Prospectus.

Additional Information

The Sub-Fund's investment and borrowing restrictions are set out in the full prospectus under the heading "The Company – Investment and Borrowing Restrictions". In addition, the Sub-Fund will not invest more than 10% of its net assets in aggregate in collective investment schemes. Investment in collective investment schemes may be used for cash management purposes to achieve the investment objective of the Sub-Fund.

Global Exposure and Leverage

The Sub-Fund will not be leveraged in excess of 100% of its net assets as a result of its investment in FDIs. Global exposure and leverage shall not exceed 100% of the Net Asset Value of the Sub-Fund on a permanent basis.

BNY Mellon Absolute Return Equity Fund (Base Currency- Sterling)

Investment Objective

The Sub-Fund aims to provide a positive absolute return in all market conditions.

Investment Policy

The Sub-Fund aims to achieve its objective through discretionary investment management and may employ a range of hedging techniques. The Sub-Fund will also aim to achieve positive absolute returns over a rolling twelve month period. The performance of the Sub-Fund will be measured against the cash benchmark, GBP LIBOR.

The overall policy consists of two distinct elements.

First, the Sub-Fund seeks to generate long term capital growth from investing in a range of equity and equity-related securities (including warrants, preference shares and convertible preference shares) of companies primarily in Europe (including the United Kingdom and countries which may be considered emerging markets within Europe) listed or traded on any Recognised Exchanges set out in Appendix II and financial derivative instruments permitted by the UCITS Regulations. The use of financial derivative instruments forms an important part of the investment strategy as outlined below and may result in the Fund having a high volatility. As set out further below, the Fund could be referred to as a long/short fund. The Investment Manager will primarily use a bottom-up fundamental security analysis in its selection of equity and equity-related securities.

Secondly, the Sub-Fund will invest in a broad range of liquid, near cash or debt or debt related securities including but not limited to bank deposits, instruments and obligations issued or guaranteed by any sovereign government or their agencies and securities, instruments and obligations issued by supranational or public international bodies, banks, corporates or other commercial issuers "Liquid, Near Cash, Debt and Debt Related Securities". It is intended that issuers and/or guarantors of any such securities, instruments or obligations referred to in the previous sentence will have a credit rating at the time of purchase of at least A1/P1 (or its equivalent) from a recognised ratings agency such as Standard & Poor's, or will be deemed by the Investment Manager to be of equivalent quality. Debt and debt-related securities (as referred to above) shall include securities, instruments, obligations, treasury bills, securities debentures, bonds, asset-backed and mortgage backed securities which will not be leveraged, certificates of deposit, floating rate notes, short and medium term obligations and commercial paper, which may be fixed or floating rate and are issued or guaranteed by any sovereign government or their agencies, local authority, supranational or public international bodies, banks, corporates or other commercial issuers and may have maturities longer than 1 year. This asset class will be held both as an absolute return producing asset class in its own right, and also to provide liquidity and cover for exposures generated through the use of financial derivative instruments.

The Sub-Fund will seek to achieve its investment objective through a combination of long/short positions. Long positions may be held through a combination of direct investments and/or derivative instruments primarily equity swaps, contract for differences, futures, options and forwards. Short positions will be held primarily through derivatives primarily equity swaps, contracts for differences, futures, options and forwards further referred to below. In addition to maintaining a portfolio of Liquid, Near Cash or Debt and Debt Related Securities (as described above), the Fund will generally seek to achieve its objective by actively managing the market related risks usually associated with investing in equities (otherwise known as "beta"), as well as isolating the stock specific returns, (otherwise known as "alpha"). It will normally do this through a technique called "pair trades".

Each equity or equity related "pair trade" position in the Sub-Fund consists of two parts. The lead idea reflects the Investment Manager's views about a particular equity and the hedging unit serves to focus the risk of the pair on the specific return factors the

managers are targeting. Where the managers are targeting stock specific return factors only, they may choose to hedge out sector, market direction and other risks. Where the managers target market directional return factors, the lead idea may be partially hedged or unhedged.

Either the lead or hedging unit will be a synthetic short position. A synthetic short position is created when the Sub-Fund sells an asset which it does not own, with the intention of buying it back in the future. If the shorted asset falls in price, then the value of the position increases, and vice-versa. The other part of each pair will be a long position, created by purchasing an asset. Therefore the Sub-Fund could be referred to as being a “long/short” fund. The Investment Manager has discretion in determining whether to take long or short positions and the percentage of the Sub-Fund held long or short will vary over the life of the Sub-Fund as the Investment Manager makes such adjustments as it sees fit taking into account the objective of the Sub-Fund and as such long positions are expected to vary between 0-120% while short positions are expected to vary between 0-100% provided however, that the Sub-Fund will be subject to the leverage limits set out below under “Derivatives”.

As such the Sub-Fund will make frequent use of derivative instruments for achieving both synthetic long and synthetic short positions (including but not limited to contracts for differences, equity index, equity sub-indices and single equity swaps) relating to equity market indices, sectors, stocks and baskets of stocks in each case within the conditions and limits set out in the Central Bank of Ireland’s Notices. (See also “Derivatives” below).

The Sub-Fund will only make equity and equity related investments when opportunities are identified which, in the opinion of the Investment Manager, provide the Sub-Fund with the potential for significant risk adjusted returns. Otherwise the Sub-Fund will remain invested in Liquid, Near Cash or Debt and Debt Related Securities.

Derivatives

In addition to using derivatives for hedging, the Sub-Fund may use derivatives for investment purposes including as part of a long/short strategy, for the reduction of costs and the generation of additional capital or income with an acceptable low level of risk consistent with the risk profile of the Sub-Fund (relative to the expected return) and the risk diversification requirements in accordance with the Central Bank’s UCITS Notice 9 “Eligible Assets and Investment Restrictions” and as set out under the heading “The Company – Investment and Borrowing Restrictions” in the Prospectus.

The financial derivative instruments in which the Sub-Fund may invest include futures, options, various types of swaps, swaptions and forward FX contracts.

A list of the Recognised Exchanges on which the derivative instruments may be quoted or traded is set out in Appendix II of the Prospectus.

Leverage will be generated by the Sub-Fund through the leverage inherent in derivative instruments. The Sub-Fund will not be leveraged more than 200% of the Net Asset Value of the Sub-Fund. Accordingly, where the long exposure is in excess of 100% of the Net Asset Value, the short exposure will be correspondingly below 100% of Net Asset Value, for instance, where the long exposure is 120%, the short exposure will not be in excess of 80% of the Net Asset Value of the Sub-Fund. Leverage will be calculated as the sum of the notionals of the derivatives used by the Sub-Fund after allowing for netting of exposures that would apply if the commitment approach were applicable to the Sub-Fund.

Additional Information:

The Sub-Fund's investment and borrowing restrictions are as set out under the heading "The Company - Investment and Borrowing Restrictions" in the Prospectus.

Global Exposure and Leverage

The Sub-Fund may leverage its positions to generate a notional exposure in excess of the Net Asset Value of the Sub-Fund when calculated using Value at Risk (“VaR”) methodology in accordance with the Central Bank’s requirements. VaR is the advanced risk measurement methodology used to assess the Sub-Fund’s leverage and market risk volatility. The Sub-Fund will use the Absolute VaR model and accordingly, the VaR of the Sub-Fund’s portfolio will not exceed 10% of the Net Asset Value of the Sub-Fund. The VaR for the Sub-Fund will be calculated using a 99% confidence level, a 5 day holding period and calculated on an historic basis using at least 1 year of daily returns. This absolute limit may change and as such there will be a corresponding change to the holding period and historical observation period provided always that it is in accordance with the requirements of the Central Bank and the Risk Management Process is updated and approved in advance. It should be noted the above is in accordance with the current VaR limits required by the Central Bank. In the event that the Central Bank changes these limits, the Sub-Fund will have the ability to avail of such new limits.

In addition, the Sub-Fund will not invest more than 10% of its net assets in aggregate in collective investment schemes.

BNY Mellon Evolution US Equity Market Neutral Fund (Base Currency- US Dollars)

Investment Objective

The Sub-Fund aims to provide a positive absolute return in all market environments, utilising an equity market neutral investment strategy, primarily investing in the U.S. equity market. The Sub-Fund will also use equity portfolio swaps in order to achieve market neutrality.

Investment Policy:

The Sub-Fund aims to achieve positive absolute returns over a rolling twelve month period.

The Sub-Fund will invest primarily, meaning at least three-quarters of the Sub-Fund’s assets in a portfolio of equity and equity related securities (including exchange traded funds, American Depository Receipts, Global Depository Receipts and rights offerings (subject to a 5% limit of the Net Asset Value of the Sub-Fund in the case of rights offerings)) of companies incorporated in the U.S. or companies incorporated outside the U.S. that trade on U.S. exchanges listed in Appendix II and equity portfolio swaps (as described below) which will be used to achieve market neutrality.

Up to one-quarter of the Sub-Fund’s total assets may be invested in equity and equity-related securities of companies which are incorporated outside the U.S. and are traded on exchanges outside the U.S and listed in Appendix II.

The equity portfolio swaps provide the Sub-Fund with actively managed exposure to a customized short equity portfolio, as described under the section headed “Equity portfolio swaps” below. The underlying investments under the equity portfolio swaps are as described above.

In general the maximum invested position is equally allocated between the long exposure held in equities and synthetic short positions held through the equity portfolio swaps. The gross investment will vary, depending on perceived volatility and opportunities in the market; however, the long and synthetic short portfolios should constantly balance out with the aim of producing zero market exposure and hence market neutrality.

Short positions will be held through derivative positions, primarily equity portfolio

swaps.

The Sub-Fund may invest up to but not more than 100% of net asset value in both long and synthetic short positions. It is intended that typically the synthetic short exposure will match the long exposure with the aim of achieving market neutrality. The maximum synthetic short exposure will not exceed 100% of net asset value. The targeted invested position for the long portfolios is 90% to 100%, allowing for a cash buffer. The maximum long exposure will not exceed 100% of net asset value.

Further information on the Sub-Fund's investment in financial derivative instruments is set out in relevant Supplement to the Prospectus.

Additional Information

The Sub-Fund's investment and borrowing restrictions are as set out under the heading "The Company - Investment and Borrowing Restrictions" in the Prospectus.

Market Risk and Leverage

It is intended the Sub-Fund will use derivatives (whether for hedging or investment purposes) in order to achieve market neutrality and reduce risk. Accordingly, leverage, if any, will be minimal and in any case, the Sub-Fund will not be leveraged in excess of 100% of its net assets as a result of the use of derivatives.

Market risk for the Sub-Fund will be calculated using the advanced risk measurement approach. The measurement and monitoring of all exposures relating to the use of financial derivative instruments will be performed on a daily basis. The Investment Manager will use investor analytics to perform the VAR calculation. Market risk is calculated using an absolute VaR calculation not to exceed 20% of NAV at a 99% confidence interval, using 250 business days price history and a 20 business day holding period.

In addition, the Sub-Fund will not invest more than 10% of its net assets in aggregate in collective investment schemes.

BNY Mellon Emerging Markets Local Currency Investment Grade Debt Fund (Base Currency- US Dollars)

Investment Objective

The investment objective of the Sub-Fund is to achieve a superior total return from a portfolio of primarily investment grade bond and other debt instruments, including derivatives thereon, from emerging markets.

Investment Policy

The Sub-Fund will invest at least 90% of its total assets* in investment grade rated instruments either through direct investment or indirectly through derivatives. The Sub-Fund will invest primarily in a portfolio of either fixed or floating emerging market bonds and other debt securities (such as bills, notes and certificates of deposits), or derivatives thereon as set out below (including currency forwards), denominated in the local currency of issue and issued by issuers (including government issuers) having their registered office in emerging market countries or exercising the preponderant part of their economic activity in emerging markets. Such emerging market countries may include, but are not limited to, the investment grade-rated countries comprising the JPMorgan GBI-EM Global Diversified Index (e.g. Brazil, Chile, Colombia, Hungary, Malaysia, Mexico, Peru, Poland, Russia, South Africa and Thailand) (the "Index"), as published by JPMorgan on their website at www.jpmorgan.com. An investment grade country is as defined in the Index. The bonds will be rated by Standard & Poor's, Moody's and Fitch. Investors should note that the Sub-Fund may have a high level of volatility.

The Sub-Fund will measure its performance against the JPMorgan GBI-EM Global Diversified Investment Grade Index with a 15% country cap.

The Sub-Fund may invest in nominal bonds and inflation linked bonds, and credit linked notes derived thereon. Credit-linked notes ("CLN") are structured debt securities that reference the financial performance of an underlying security, such as the bonds listed above. A CLN is a non-tradeable contract between a counterparty and an investor. The counterparty structures a package that provides the investor with the returns of the underlying reference security without the need to own the underlying security. A CLN carries the risk of the underlying security and the risk of the counterparty, which is typically a highly-rated financial institution or bank. .

Such securities will be listed or traded on Recognised Exchanges or markets located worldwide.

The Sub-Fund may also invest in collective investment schemes subject to the limits set out in the section entitled "Investment and Borrowing Restrictions in order to give exposure to the securities outlined above.

The Sub-Fund may invest up to 20% of its Net Asset Value in securities listed or traded on Russian markets.

The Sub-Fund will not invest in equity, equity related securities, corporate bonds or hard currency bonds.

*Total assets means the Net Asset Value of the Sub-Fund (including cash and ancillary liquidities) plus its liabilities.

Further information on the Sub-Fund's investment in financial derivative instruments is set out in the relevant Supplement to the Prospectus.

Additional Information

The Sub-Fund's investment and borrowing restrictions are as set out under the heading "The Company - Investment and Borrowing Restrictions" in the Prospectus.

Market Risk and Leverage

It is intended the Sub-Fund will use derivatives (whether for hedging or investment purposes) in order to increase returns and reduce risk. Leverage, if any, will be minimal and in any case, the Sub-Fund will not be leveraged in excess of 100% of its net assets as a result of the use of derivatives.

Calculation of Market Risk:

Market risk for the Sub-Fund will be calculated using the advanced risk measurement approach. The measurement and monitoring of all exposures relating to the use of financial derivative instruments will be performed on a daily basis. The Investment Manager will use investor analytics to perform the VaR calculation.

Market risk is calculated using Risk Metric Value at Risk methodology. The VaR will be calculated using a 99% confidence interval and the Sub-Fund assumes a 20 day holding period which approximates the time needed to liquidate the portfolio in an orderly fashion. The historical observation period is one year.

The VaR of the Sub-Fund's portfolio will not exceed twice the VaR on a comparable benchmark portfolio or reference portfolio (i.e. a similar portfolio with no derivatives) which will reflect the Sub-Fund's intended investment style.

BNY Mellon Emerging Markets Corporate Debt Fund

Investment Objective

The Sub-Fund aims to generate a total return comprised of income and capital growth by investing primarily in corporate debt, and corporate debt-related instruments issued by emerging markets issuers worldwide and in financial derivative instruments relating to such instruments.

Investment Policy

The Sub-Fund will invest primarily (meaning at least three-quarters of the Sub-Fund's total assets*) in corporate bonds and credit related instruments issued by corporate issuers, as well as other bonds and bond related investments, which are economically tied or linked to emerging market countries and which are listed or traded on any Recognised Exchanges. The Sub-Fund may invest directly in such instruments or via a broad range of financial derivative instruments, as permitted by the UCITS Regulations and listed below. Derivatives may be used to manage interest rate, credit and/or currency risks, as well as to take directional views on corporate issuers.

* Total assets means the Net Asset Value of the Sub-Fund plus its liabilities (but after deduction of cash and ancillary liquidities).

The Sub-Fund may invest in instruments denominated in hard or local currencies.

In pursuit of its investment objective, the Sub-Fund will invest in emerging markets. The emerging market debt and debt-related securities that the Sub-Fund may invest in include Brady bonds, sovereign Eurobonds, corporate bonds, loans, and sovereign loans, local treasury bills, notes and bonds, certificates of deposit, commercial paper, structured notes and money market securities.

Emerging markets comprise countries other than advanced economies although it may include some advanced economies that exhibit financial / economic conditions characteristic of developing nations, for example, low gross national product (GNP). The Sub-Fund is likely to invest in, but is not limited to: Asia, Latin America, the Middle East, Africa and emerging or developing European countries. The Investment Manager has broad discretion to determine, within the above parameters, what constitutes an emerging market country.

Many of the emerging market securities in which the Sub-Fund may invest are, by definition, rated below investment grade (BBB-) (or its equivalent) from a recognised rating agency such as Standard & Poor's, Moody's Investor Services or Fitch Ratings or equivalent; those issuers with a rating below (BBB-) have a lower quality than those with an investment grade rating, and the investments in securities of these issuers present a high risk.

The Sub-Fund may also invest in a broad range of corporate bonds and credit related instruments including asset backed securities and convertible bonds. In addition the Sub-Fund may invest in debt securities, instruments and obligations which may be fixed or floating rate and may be issued or guaranteed by sovereign governments or their agencies and debt securities, instruments and obligations issued by supranational or public international bodies, in money market instruments, cash and near cash assets and collective investment schemes (as set out below). It is intended that issuers and/or guarantors of any such securities, instruments or obligations may have a credit rating at the time of purchase of either at least BBB- (or its equivalent) from a recognised ratings agency such as Standard & Poor's, Moody's Investor Services or Fitch Ratings, or will be deemed by the Investment Manager to be of equivalent quality, or may also be rated below investment grade (BBB-) (or its equivalent).

The Sub-Fund may utilise repurchase agreements and reverse repurchase agreements for efficient portfolio management purposes subject to the conditions and limits laid out in the UCITS Notices. Repurchase agreements are transactions in which one party sells a security to the other party with a simultaneous agreement to repurchase the security at a fixed future date at a stipulated price reflecting a market rate of interest unrelated to the coupon rate of the securities. A reverse repurchase agreement is a transaction whereby the Sub-Fund purchases securities from a counterparty and simultaneously commits to resell the securities to the counterparty at an agreed upon date and price. For example, the Investment Manager may enter into repurchase agreements to enhance income earned in the Sub-Fund, or to manage interest exposure of fixed rate bonds more precisely than via the use of interest rate futures.

The Sub-Fund may invest up to 10% in other open-ended collective investment schemes including money market funds and may also hold ancillary liquid assets such as bank deposits. Investment in collective investment schemes may be used for cash management purposes or to give exposure to the debt, debt-related and currency instruments listed in the investment policy above.

The Sub-Fund may invest up to 15% of its Net Asset Value in securities listed or traded on Russian markets. Any such investment will only be made on Recognised Exchanges included in Appendix II to the Prospectus.

The Sub-Fund will measure its performance against the JP Morgan Corporate Emerging Market Bond Index – Broad Diversified (CEMBI-BD). The CEMBI-BD is a market capitalisation weighted index consisting of US-denominated Emerging Market corporate bonds. It is diversified by providing a more evenly distributed weighting among the countries included in the index, than the JP Morgan Corporate Emerging Market Bond Index - Broad index. As of November 2011, the CEMBI-BD comprised approximately 600 constituent bonds from over 35 countries with a combined market capitalisation of approximately US\$200 billion.

Further information on the Sub-Fund’s investment in financial derivative instruments is set out in the relevant Supplement to the Prospectus.

Additional Information

The Sub-Fund's investment and borrowing restrictions are as set out under the heading "The Company - Investment and Borrowing Restrictions" in the Prospectus.

Global Exposure and Leverage

The Sub-Fund will use the commitment approach methodology to measure, monitor and manage the “leverage” effect produced by the use of derivatives.

The Sub-Fund’s global exposure must not exceed its total net asset value. Global exposure is calculated taking into account the current value of the underlying assets, the counterparty risk, future market movements and the time available to liquidate the positions.

The commitment approach is calculated by converting the derivative position into the equivalent position in the underlying asset, based on the market value of the underlying asset or the market value of the contract, as described in the Risk Management Process.

BNY Mellon Absolute Return Bond Fund

Investment Objective

The Sub-Fund aims to provide a positive absolute return in all market conditions over a

rolling 12 month period by investing primarily in debt and debt-related securities and instruments located worldwide and in financial derivative instruments relating to such securities and instruments.

Investment Policy

The Sub-Fund will seek to achieve its investment objective by investing primarily in bonds and bond-related instruments and other types of securities listed or traded on any Recognised Exchanges and financial derivative instruments permitted by the UCITS Regulations, as set out below. The Sub-Fund will employ a range of fixed income strategies which involve taking long and short positions relating to interest rates, bonds and inflation. Investment decisions will be driven by the Investment Manager's views on a range of global return sources including but not limited to credit strategy, security selection, market allocation, duration and yield curve, and currency selection. Long positions may be held through a combination of direct investments and/or financial derivative instruments listed below. Short positions will be held synthetically, through the use of derivative instruments. The long/short ratio of the Sub-Fund will vary over time depending on the strategies the Investment Manager wishes to employ. The Investment Manager will primarily use bottom-up credit research and analysis in its selection of securities, which aims to identify, on a worldwide basis and without any specific geographic focus, investments with good total return generating potential.

Whilst the Sub-Fund's base currency is Euro, it may invest in non-Euro denominated assets which may not necessarily be hedged back into Euro.

The Sub-Fund may invest in a broad range of debt investments which may be fixed or floating rate and including debt securities, instruments and obligations, which may be issued or guaranteed by sovereign governments or their agencies and debt securities, instruments and obligations issued by supranational or public international bodies, banks, corporates or other commercial issuers. It is intended that issuers and/or guarantors of any such securities, instruments or obligations referred to in the previous sentence will have a credit rating at the time of purchase of at least BBB- (or its equivalent) from a recognised ratings agency such as Standard & Poor's, Moody's Investor Services, or Fitch Ratings, or will be deemed by the Investment Manager to be of equivalent quality. These types of debt investments that the Sub-Fund will invest in include, but are not limited, to sovereign government bonds and treasury bills, supranational bonds, corporate bonds, debentures, notes (which are transferable securities) and other similar corporate debt instruments, including convertible bonds, asset backed securities, certificates of deposit, floating rate notes, short and medium term obligations and commercial paper and other money market instruments.

The Sub-Fund may invest in emerging market debt and debt-related securities. These include Brady bonds, sovereign Eurobonds, corporate bonds, loans and sovereign loans, local treasury bills, notes and bonds, certificates of deposit, commercial paper, structured notes and money market securities. Many of the emerging market securities in which the Sub-Fund may invest are, by definition, rated below investment grade (BBB-); those issuers with a rating below (BBB-) have a lower quality than those with an investment grade rating and the investments in securities of these issuers present a high risk.

Debt securities may be acquired with warrants attached. Corporate income-producing securities may also include forms of preferred or preference stock. The rate of interest on a corporate debt security may be fixed, floating or variable, and may vary inversely with respect to a reference rate.

The Sub-Fund may invest in a broad range of sub-investment grade securities which have a credit rating at the time of purchase of at least Ba1/BB+ or below (or its equivalent) from a recognised rating agency such as Standard & Poor's, Moody's Investor Services or Fitch Ratings or equivalent. These include sovereign bonds, supranational bonds, corporate bonds, debentures, notes (which are transferable securities) and other similar corporate debt instruments, including convertible bonds, asset backed securities,

certificates of deposit, floating rate notes, short and medium term obligations and commercial paper and other money market instruments.

The Sub-Fund may utilise repurchase agreements and reverse repurchase agreements for efficient portfolio management purposes subject to the conditions and limits laid out in the UCITS Notices. Repurchase agreements are transactions in which one party sells a security to the other party with a simultaneous agreement to repurchase the security at a fixed future date at a stipulated price reflecting a market rate of interest unrelated to the coupon rate of the securities. A reverse repurchase agreement is a transaction whereby the Sub-Fund purchases securities from a counterparty and simultaneously commits to resell the securities to the counterparty at an agreed upon date and price. For example, the Investment Manager may enter into repurchase agreements to enhance income earned in the Sub-Fund, or to manage interest exposure of fixed rate bonds more precisely than via the use of interest rate futures.

The Sub-Fund may also invest up to 10% of its net assets in loans, participations in loans or assignments of loans to borrowers (which can be corporates, sovereign governments, public bodies or others) and which will either be transferable securities, or money market instruments.

The Sub-Fund may invest up to 10% in other open-ended collective investment schemes including money market funds and may also hold ancillary liquid assets such as bank deposits. Investment in collective investment schemes may be used for cash management purposes or to give exposure to the debt and debt-related securities listed in the investment policy above.

The Sub-Fund may invest up to 10% of its Net Asset Value in securities listed or traded on Russian markets. Any such investment will only be made on Recognised Exchanges included in Appendix II to the Prospectus.

The Sub-Fund will measure its performance against the 3 Month EURIBOR (with relevant hedged versions).

For the purposes of this Sub-Fund, the Prospectus disclosure, providing that where a Sub-Fund maintains in its name a reference to a particular currency, country, region, economic sector or type of security, at least three-quarters of the assets of that Sub-Fund will comprise investments corresponding to the relevant currency, country, region, economic sector or type of security will not apply.

Global Exposure and Leverage

The Sub-Fund may leverage its positions to generate a notional exposure in excess of the Net Asset Value of the Sub-Fund when calculated using Value at Risk (“VaR”) methodology in accordance with the Central Bank’s requirements. VaR is the advanced risk measurement methodology used to assess the Sub-Fund’s leverage and market risk volatility. VaR attempts to predict, using historical data, the likely scale of losses that might be expected to occur over a given period of time. The Sub-Fund intends to apply a limit on the VaR of the Sub-Fund which will be fixed as a percentage of the Sub-Fund’s Net Asset Value (an absolute VaR limit) rather than a relative one that might fluctuate to reflect market conditions in relation to the volatility of a benchmark. Accordingly, the VaR of the Sub-Fund’s portfolio will not exceed 5% of the Net Asset Value of the Sub-Fund. The VaR for the Sub-Fund will be calculated daily using a one-tailed 99% confidence level, a 5 day holding period and calculated on an historic basis using at least 1 year of daily returns, which means that statistically there is a 1% chance that the losses actually incurred over any 5 day period could exceed the 5% amount. This holding period and historical observation period may change and as such there will be a corresponding change to the absolute limit provided always that it is in accordance with the requirements of the Central Bank and the Risk Management Process is updated and approved in advance. It should be noted the above is in accordance with the current VaR limits required by the Central Bank.

VaR methods rely on a number of assumptions about the forecasting of investment markets and the ability to draw inferences about the future behaviour of market prices from historical movements. If those assumptions are incorrect by any significant degree, the size and frequency of losses actually incurred in the investment portfolio may considerably exceed those predicted by a VaR model (and even a small degree of inaccuracy in the forecasting models used can produce large deviations in the forecast produced). VaR does enable a comparison of risks across asset classes and serves as an indicator to a portfolio manager of the investment risk in a portfolio. If used in this way, and with an eye to the limitations of VaR methods and the particular model chosen, it can act as a signal to the Investment Manager of an increase in the general level of risk in a portfolio and as a trigger for corrective action by the Investment Manager. The measurement and monitoring of all exposures relating to the use of derivative instruments will be performed on at least a daily basis.

The European Securities and Markets Authority (ESMA) has issued a series of guidelines on Risk Measurement and the Calculation of Global Exposure and Counterparty Risk for UCITS. These guidelines set out compulsory methodologies in the area of risk measurement and the calculation of global exposure and counterparty risk which must be adopted by all UCITS Funds. In particular, having regard to the calculation of the global exposure, ESMA sets out detailed methodologies to be followed by, and disclosures to be provided by, a UCITS when they use the VaR approach. Among the ESMA requirements is the requirement that leverage should be calculated as the sum of the notionals of the derivatives used.

In line with the ESMA and Central Bank's requirements, leverage is calculated by adding the notional value of all the Sub-Fund's long FDI positions and the positive notional value of all the Sub-Fund's short FDI positions. The calculation of leverage will therefore include any positions held for the purposes of risk reduction or hedging, for instance forward FX contracts used to hedge currency risk within the Sub-Fund, as well as those which are used for investment purposes. In addition where existing positions are adjusted to take account of market movements or subscriptions and redemptions within the Sub-Fund, this may be achieved by putting in place additional positions overlaying existing derivatives, which has the effect of increasing the aggregate notional value of outstanding derivatives even where such adjustments are made to offset existing positions.

The level of leverage for the Sub-Fund arising from the use of financial derivative instruments ("FDI") is expected to vary between 50% and 350% of the Net Asset Value, but in any event will not exceed 500% of the Net Asset Value, calculated as the aggregate notional value of the Sub-Fund's long FDI positions and the absolute value of the Sub-Fund's short FDI positions, as is required by the UCITS Regulations. This measure of leverage is high as it does not take into account any netting or hedging arrangements that the Sub-Fund has in place even though these netting and hedging arrangements are used for risk reduction. In particular, it is anticipated that a significant element of this 500% figure will be made up of the notional value of FDI used by the Sub-Fund for currency hedging purposes.

The UCITS Notices provide that where VaR is used as a risk management approach it can also be supplemented with a leverage calculation using the commitment approach. If the commitment approach is used to calculate the leverage of the Sub-Fund the level of leverage will not exceed 300% of the Net Asset Value of the Sub-Fund. This level is lower because the calculation using the commitment approach converts each FDI position into the market value of an equivalent position in the underlying asset and this calculation takes account of netting and hedging arrangements. As a consequence, the Investment Manager considers that the commitment approach calculation provides a more comprehensive description of the Sub-Fund's actual leverage position. Using the commitment approach, short positions will not exceed 200% of the Net Asset Value of

the Sub-Fund.

Investors should note that, as the Sub-Fund may employ high leverage, the investor may suffer serious financial consequences under abnormal market conditions. The Investment Manager will seek to mitigate such risk by operating internal investment guidelines which place limits on, for example, duration, credit and currency exposures. Management of the Sub-Fund will also be subject to the Investment Manager's governance framework, which oversees the Sub-Fund's compliance with regulatory requirements, recommends procedures and processes for ensuring compliance and rectification of instances of potential or actual non-compliance.

BNY Mellon European Credit Fund

Investment Objective

The Sub-Fund aims to generate a total return comprised of income and capital growth by investing primarily in a broad range of Euro-denominated debt and debt-related investments and in financial derivative instruments relating to such investments.

Investment Policy

The Sub-Fund will invest the majority of its assets in fixed or floating investment grade corporate bonds and credit related instruments denominated in Euros and listed or traded on any Recognised Exchanges, but may also invest in debt instruments issued by government and supranational entities. The Sub-Fund may invest directly in such instruments or via a broad range of financial derivative instruments (as permitted by the UCITS Regulations and referred to below). From time to time the Sub-Fund's exposure to government and supranational issuers may be significant, but exposure to corporate bonds and credit related investments will always exceed 50% of its total assets. The Investment Manager will primarily use bottom-up credit research and analysis in its selection process, which aims to identify investments with good total return generating potential.

The Sub-Fund may invest up to 25% in sub-investment grade instruments and up to 10% emerging market debt.

The Sub-Fund may also invest in other transferable securities, either directly, or via a broad range of financial derivative instruments i.e. fixed income securities (such as bonds, debentures and notes) issued by corporations (in addition to those referred to above) and governments, each of which may be fixed or floating rate and investment grade (a credit rating at the time of purchase of at least BBB- (or its equivalent) as determined by an internationally recognised rating service such as Moody's Investor Services, Inc., Standard & Poor's Corporation or Fitches Ratings) or below investment grade (a credit rating at the time of purchase of at least Ba1/BB+ or below (or its equivalent) as determined by an internationally recognised rating service such as Moody's Investor Services, Inc. Standard & Poor's Corporation or Fitches Ratings.), convertible bonds, collective investment schemes, cash, near cash assets and money market instruments (including, commercial paper and certificates of deposit).

The Sub-Fund may utilise repurchase agreements and reverse repurchase agreements for efficient portfolio management purposes subject to the conditions and limits laid out in the UCITS Notices. Repurchase agreements are transactions in which one party sells a security to the other party with a simultaneous agreement to repurchase the security at a fixed future date at a stipulated price reflecting a market rate of interest unrelated to the coupon rate of the securities. A reverse repurchase agreement is a transaction whereby the Sub-Fund purchases securities from a counterparty and simultaneously commits to resell the securities to the counterparty at an agreed upon date and price. For example, the Investment Manager may enter into repurchase agreements to enhance income earned in the Sub-Fund, or to manage interest exposure of fixed rate bonds more precisely than via

the use of interest rate futures.

The Sub-Fund may invest up to 10% in other open-ended collective investment schemes including money market funds and may also hold ancillary liquid assets such as bank deposits. Investment in collective investment schemes may be used for cash management purposes or to give exposure to the debt and debt-related securities listed in the investment policy above.

The Sub-Fund may invest up to 10% of its Net Asset Value in securities listed or traded on Russian markets. Any such investment will only be made on Recognised Exchanges included in Appendix II to the Prospectus.

The Sub-Fund will measure its performance against the iBoxx Euro Corporates Index (IECI). The IECI comprises investment grade corporate bonds issued in Euro. The IECI is made up of the following groups: Financials, Non-financials, Senior and Subordinated. Weighting is based on market capitalisation.

For the purposes of this Sub-Fund, the Prospectus disclosure, providing that where a Sub-Fund maintains in its name a reference to a particular currency, country, region, economic sector or type of security, at least three-quarters of the assets of that Sub-Fund will comprise investments corresponding to the relevant currency, country, region, economic sector or type of security will not apply.

Global Exposure and Leverage

The Sub-Fund may leverage its positions to generate a notional exposure in excess of the Net Asset Value of the Sub-Fund when calculated using Value at Risk (“VaR”) methodology in accordance with the Central Bank’s requirements. VaR is the advanced risk measurement methodology used to assess the Sub-Fund’s leverage and market risk volatility. VaR attempts to predict, using historical data, the likely scale of losses that might be expected to occur over a given period of time. The Sub-Fund intends to apply a limit on the VaR of the Sub-Fund which will not exceed twice the VaR on a comparable benchmark portfolio (the the iBoxx Euro Corporate Index), or reference portfolio (i.e. a similar portfolio with no derivatives) which will reflect the Sub-Fund’s intended investment style. The VaR for the Sub-Fund will be calculated daily using a one-tailed 99% confidence level, a 5 day holding period and calculated on an historic basis using at least 1 year of daily returns, which means that statistically there is a 1% chance that the losses actually incurred over any 5 day period could exceed twice the VaR on the comparable benchmark portfolio. This holding period and historical observation period may change provided always that they are in accordance with the requirements of the Central Bank and the Risk Management Process is updated and approved in advance. It should be noted the above is in accordance with the current VaR limits required by the Central Bank.

VaR methods rely on a number of assumptions about the forecasting of investment markets and the ability to draw inferences about the future behaviour of market prices from historical movements. If those assumptions are incorrect by any significant degree, the size and frequency of losses actually incurred in the investment portfolio may considerably exceed those predicted by a VaR model (and even a small degree of inaccuracy in the forecasting models used can produce large deviations in the forecast produced). VaR does enable a comparison of risks across asset classes and serves as an indicator to a portfolio manager of the investment risk in a portfolio. If used in this way, and with an eye to the limitations of VaR methods and the particular model chosen, it can act as a signal to the Investment Manager of an increase in the general level of risk in a portfolio and as a trigger for corrective action by the Investment Manager. The measurement and monitoring of all exposures relating to the use of derivative instruments will be performed on at least a daily basis.

The European Securities and Markets Authority (ESMA) has issued a series of guidelines

on Risk Measurement and the Calculation of Global Exposure and Counterparty Risk for UCITS. These guidelines set out compulsory methodologies in the area of risk measurement and the calculation of global exposure and counterparty risk which must be adopted by all UCITS Funds. In particular, having regard to the calculation of the global exposure, ESMA sets out detailed methodologies to be followed by, and disclosures to be provided by, a UCITS when they use the VaR approach. Among the ESMA requirements is the requirement that leverage should be calculated as the sum of the notionals of the derivatives used.

In line with the ESMA and Central Bank's requirements, leverage is calculated by adding the notional value of all the Sub-Fund's long FDI positions and the positive notional value of all the Sub-Fund's short FDI positions. The calculation of leverage will therefore include any positions held for the purposes of risk reduction or hedging, for instance forward FX contracts used to hedge currency risk within the Sub-Fund, as well as those which are used for investment purposes. In addition where existing positions are adjusted to take account of market movements or subscriptions and redemptions within the Sub-Fund, this may be achieved by putting in place additional positions overlaying existing derivatives, which has the effect of increasing the aggregate notional value of outstanding derivatives even where such adjustments are made to offset existing positions.

The level of leverage for the Sub-Fund arising from the use of financial derivative instruments ("FDI") is expected to vary between 50% and 200% of the Net Asset Value, but in any event will not exceed 500% of the Net Asset Value, calculated as the aggregate notional value of the Sub-Fund's long FDI positions and the absolute value of the Sub-Fund's short FDI positions, as is required by the UCITS Regulations. This measure of leverage is high as it does not take into account any netting or hedging arrangements that the Sub-Fund has in place even though these netting and hedging arrangements are used for risk reduction. In particular, it is anticipated that a significant element of this 500% figure will be made up of the notional value of FDI used by the Sub-Fund for currency hedging purposes.

The UCITS Notices provide that where VaR is used as a risk management approach it can also be supplemented with a leverage calculation using the commitment approach. If the commitment approach is used to calculate the leverage of the Sub-Fund the level of leverage will not exceed 200% of the Net Asset Value of the Sub-Fund. This level is lower because the calculation using the commitment approach converts each FDI position into the market value of an equivalent position in the underlying asset and this calculation takes account of netting and hedging arrangements. As a consequence, the Investment Manager considers that the commitment approach calculation provides a more comprehensive description of the Sub-Fund's actual leverage position.

Investors should note that, as the Sub-Fund may employ high leverage, the investor may suffer serious financial consequences under abnormal market conditions. The Investment Manager will seek to mitigate such risk by operating internal investment guidelines which place limits on, for example, duration, credit and currency exposures. Management of the Sub-Fund will also be subject to the Investment Manager's governance framework, which oversees the Sub-Fund's compliance with regulatory requirements, recommends procedures and processes for ensuring compliance and rectification of instances of potential or actual non-compliance.

Efficient Portfolio Management

It is anticipated that each Sub-Fund may utilise techniques and instruments for efficient portfolio management purposes or to protect against foreign exchange rate risks subject to the conditions and within the limits laid down by the Central Bank. These techniques and instruments include, but are not limited to, futures, options, swaps, warrants, stocklending arrangements, repurchase/reverse repurchase agreements, forward currency contracts and when issued/delayed delivery securities. A description of the main techniques and instruments that may be used for efficient portfolio management and/or investment purposes are set out in the full Prospectus.

	<p>The BNY Mellon Global Emerging Markets Equity Value Fund has no active hedging policy in respect of currency risk.</p>
Additional Investment Restrictions	<p>If a Sub-Fund (other than BNY Mellon Euroland Bond Fund and BNY Mellon Emerging Markets Debt Local Currency Fund) is authorised by the SFC, unless otherwise agreed with the SFC, such SFC authorised Sub-Fund shall be managed in accordance with the UCITS Regulations, except that such Sub-Fund may only enter into financial derivative instruments for efficient portfolio management and/or hedging purposes and to comply with any other requirements/conditions imposed by the SFC from time to time in respect of such Sub-Fund.</p> <p>BNY Mellon Euroland Bond Fund and BNY Mellon Emerging Markets Debt Local Currency Fund have been authorised by the SFC to use the expanded powers to invest in financial derivative instruments and shall be managed in accordance with the UCITS Regulations.</p> <p>Unless otherwise agreed with the SFC, not less than one month's prior notice will be given to existing investors in the relevant SFC authorised Sub-Fund of any change to the aforementioned policy and the Prospectus will be updated accordingly.</p> <p>Details of any additional investment restrictions applicable to a particular Sub-Fund may be found in the Prospectus.</p>
Risk Factors	<p>The following risk apply to each Sub-Fund:-</p> <p>General: Potential investors should be aware that the value of Shares and the income therefrom can, fall as well as rise and investors may receive back less than their investment.</p> <p>Political and/or Regulatory Risks: Political and regulatory uncertainties may affect the value of a Sub-Fund's assets.</p>
	<p>Currency Risk: Classes of Shares in a Sub-Fund may be denominated in currencies other than the base currency of the Sub-Fund and changes in the exchange rate between the base currency and the denominated currency of the class may lead to a depreciation of the value of the investor's holding as expressed in the base currency. A Sub-Fund may invest in securities denominated in currencies other than the base currency of the Sub-Fund and changes in the exchange rate between the base currency and the currency of the asset may lead to depreciation of the value of the Sub-Fund's assets as expressed in the base currency.</p> <p>Counterparty Risk: A Sub-Fund will bear the risk of the insolvency, bankruptcy or default of an OTC counterparty with which the Sub-Fund trades such instruments. Each Sub-Fund may also be exposed to a credit risk on counterparties with whom it trades securities.</p> <p>Segregated Liability Risk: The Company is an umbrella fund with segregated liability between Sub-Funds. As a result, as a matter of Irish law, any liability attributable to a particular Sub-Fund may only be discharged out of the assets of that Sub-Fund and the assets of other Sub-Funds may not be used to satisfy the liability of that Sub-Fund. These provisions are binding both on creditors and in any insolvency but do not prevent the application of any enactment or rule of law which would require the application of the assets of one Sub-Fund to discharge some, or all liabilities of another Sub-Fund on the grounds of fraud or misrepresentation. In addition, whilst these provisions, are binding in an Irish court which would be the primary venue for an action to enforce a debt against the Company, these provisions have not been tested in other jurisdictions, and there remains a possibility that a creditor might seek to attach or seize assets of one Sub-Fund in satisfaction of an obligation owed in relation to another Sub-Fund in a jurisdiction which would not recognise the principle of segregation of liability between Sub-Funds.</p> <p>Market Risk: Some of the Recognised Exchanges in which a Sub-Fund may invest may be less well-regulated than those in developed markets and may prove to be illiquid,</p>

insufficiently liquid or highly volatile from time to time. This may affect the price at which a Sub-Fund may liquidate positions to meet redemption requests or other funding requirements.

Exchange Control and Repatriation Risk: It may not be possible for a Sub-Fund to repatriate capital, dividends, interest and other income from certain countries, or it may require government consents to do so.

Emerging Markets Risk: Certain Sub-Funds may invest in equity securities of companies in emerging markets. Such securities may involve a high degree of risk and should be considered speculative. Risks include;- (i) greater risk of expropriation, confiscatory taxation, nationalisation and social, political and economic stability; (ii) lack of liquidity and in price volatility for securities of emerging markets issuers; (iii) restriction on opportunities arising as a result of certain national policies; and (iv) the absence of developed legal structures governing private or foreign investment and private property.

Custody and Settlement Risks: As a Sub-Fund may invest in markets where custodial and/or settlement systems are not fully developed, there may be an exposed risk in circumstances where the Custodian may have no liability. Settlement mechanisms in emerging markets are generally less reliable than those in more developed countries and this therefore increases the risk of settlement default, which could result in substantial losses for the Company and the relevant Sub-Fund in respect to investments in emerging markets.

Liquidity Risk: Not all securities invested in by the Sub-Funds will be listed or rated and consequently liquidity may be low. Moreover, the accumulation and disposal of holdings in some securities may be time consuming and may need to be conducted at unfavourable prices. The financial markets of emerging market countries in general, are less liquid than those of the more developed nations.

Credit Risk: There can be no assurance that issuers of the securities or other instruments in which a Sub-Fund invests will not be subject to credit difficulties leading to the loss of some or all of the sums invested in such securities or instruments or payments due on such securities or instruments.

Credit Ratings and Unrated Securities Risk: Rating agencies are private services that provide ratings of the credit quality of fixed income securities, including convertible securities. Ratings assigned by a rating agency are not absolute standards of credit quality and do not evaluate market risks. Rating agencies may fail to make timely changes in credit ratings and an issuer's current financial condition may be better or worse than a rating indicates. The Investment Managers do not rely solely on credit ratings, and develop their own analysis of issuer credit quality.

Unrated securities may be less liquid than comparable rated securities and involve the risk that the Investment Manager may not accurately evaluate the security's comparative credit rating.

Changes in Interest Rates: The value of Shares may be affected by substantial adverse movements in interest rates.

Global Financial Market Crisis and Governmental Intervention: The global financial markets are currently undergoing pervasive and fundamental disruptions and dramatic instability. The extent to which the underlying causes of instability are pervasive throughout global financial markets and have the potential to cause further instability is not yet clear but these underlying causes have led to extensive and unprecedented governmental intervention. Regulators in many jurisdictions have implemented or proposed a number of wide-ranging emergency regulatory measures., Such intervention has in certain cases been implemented on an "emergency" basis without much or any notice with the consequence that some market participants' ability

to continue to implement certain strategies or manage the risk of their outstanding positions has been suddenly and / or substantially eliminated. It is impossible to predict with certainty what additional interim or permanent governmental restrictions may be imposed on the markets and / or the effect of such restrictions on the ability of any Sub-Fund to implement its investment objective / investment policy. There is a likelihood of increased regulation of the global financial markets, and that such increased regulation could be materially detrimental to the performance of the Sub-Funds.

Market Disruptions: A Sub-Fund may incur major losses in the event of disrupted markets and other extraordinary events which may affect markets in a way that is not consistent with historical pricing relationships.

High Yield/Sub-Investment Grade Securities Risk: Certain Sub-Funds may invest in lower-rated securities which will usually offer higher yields than higher-rated securities to compensate for the reduced creditworthiness and increased risk of default that these securities carry. Lower-rated securities generally tend to reflect short-term corporate and market developments to a greater extent than higher-rated securities which react primarily to fluctuations in the general level of interest rates. During an economic downturn or a sustained period of rising interest rates, highly leveraged issuers of high yield securities may experience financial stress and may not have sufficient revenues to meet their interest payment obligations. There are fewer investors in lower-rated securities, and it may be harder to buy and sell securities at an optimum time.

Loan Participation Risk: The BNY Mellon Emerging Markets Corporate Debt Fund and the BNY Mellon Absolute Return Bond Fund may purchase loan participations. In purchasing loan participations, these Sub-Funds will acquire contractual rights only against the seller, not the borrower. Payments due to these Sub-Funds will only be made to the extent received by the seller from the borrower. Accordingly, these Sub-Funds will assume the credit risk of both seller and borrower, as well as of any intermediate participant. The liquidity of assignments and participations is limited and these Sub-Funds anticipate that such securities could only be sold to a limited number of institutional investors. This will also make it more difficult to value these Sub-Funds and calculate the Net Asset per Share.

Derivatives and Techniques and Instruments Risks

General: The prices of derivative instruments, including futures and options prices, are highly volatile. Price movements of derivative contracts are influenced by, among other things, interest rates, changing supply and demand relationships, trade, fiscal, monetary and exchange control programmes and policies of governments, and national and international political and economic events and policies. The use of techniques and instruments also involves certain special risks, including:- (1) dependence on the ability to predict movements in the prices of securities being hedged and movements in interest rates, (2) imperfect correlation between the hedging instruments and the securities or market sectors being hedged, (3) the fact that skills needed to use these instruments are different from those needed to select the Sub-Fund's securities, (4) the possible absence of a liquid market for any particular instrument at any particular time, (5) possible impediments to effective portfolio management or the ability to meet redemption, (6) possible losses arising from an unexpected application of law or regulation or arising as a result of the unenforceability of a contract, and (7) the use of derivatives to hedge or protect against market risk or to generate additional revenue may reduce the opportunity to benefit from favourable market movements.. The Sub-Funds may from time to time utilise both exchange-traded and over-the-counter credit derivatives, such as collateralised debt obligations or credit default swaps as part of its investment policy and for hedging purposes. These instruments may be volatile, involve certain special risks and expose investors to a high risk of loss. A relatively small movement in the price of a contract may result in a profit or a loss that is high in proportion to the amount of funds actually placed as initial margin and may result in loss substantially exceeding any margin deposited.

Absence of Regulation; Legal Risk; Counterparty Default: In general, there is less government regulation and supervision of transactions in the OTC markets (in which currencies, spot and option contracts, certain options on currencies and swaps are generally traded) than of transactions entered into on Recognised Exchanges. In addition, many of the protections afforded to participants on some Recognised Exchanges, such as the performance guarantee of an exchange clearing house, might not be available in connection with OTC transactions. OTC options are not regulated. OTC options are non-exchange traded option agreements, which are specifically tailored to the needs of an individual investor. The counterparty for these agreements will be the specific firm involved in the transaction rather than a Recognised Exchange and accordingly the bankruptcy or default of a counterparty with which a Sub-Fund trades OTC options could result in substantial losses to the Sub-Fund. In addition, a counterparty may not settle a transaction in accordance with its terms and conditions because the contract is not legally enforceable or because it does not accurately reflect the intention of the parties or because of a dispute over the terms of the contract (whether or not bona fide) or because of a credit or liquidity problem, thus causing a Sub-Fund to suffer a loss. To the extent that a counterparty defaults on its obligation and the Sub-Fund is delayed or prevented from exercising its rights with respect to the investments in its portfolio, it may experience a decline in the value of its position, lose income and incur costs associated with asserting its rights. Counterparty exposure will be in accordance with a Sub-Fund's investment restrictions. Regardless of the measures a Sub-Fund may implement to reduce counterparty credit risk, however, there can be no assurance that a counterparty will not default or that the Sub-Fund will not sustain losses on the transactions as a result.

Necessity for Counterparty Trading Relationships: While the Company believes that the Company will be able to establish the necessary counterparty business relationships to permit a Sub-Fund to effect transactions in the OTC currency market and other counterparty markets, including the swaps market, there can be no assurance that it will be able to do so. An inability to establish such relationships would limit a Sub-Fund's activities and could require the Sub-Fund to conduct a more substantial portion of such activities in the futures markets. Moreover, the counterparties with which a Sub-Fund expects to establish such relationships will not be obligated to maintain the credit lines extended to the Sub-Fund, and such counterparties could decide to reduce or terminate such credit lines at their discretion.

Futures and Options Trading is Speculative and Volatile: Substantial risks are involved in trading futures, forward and option contracts and various other instruments in which a Sub-Fund intends to trade. Certain of the instruments in which the Sub-Fund may invest are interest and foreign exchange rate sensitive, which means that their value and, consequently, the Net Asset Value, will fluctuate as interest and/or foreign exchange rates fluctuate. The Sub-Fund's performance, therefore, will depend in part on its ability to anticipate and respond to such fluctuations in market interest rates, and to utilise appropriate strategies to maximize returns to the Sub-Fund, while attempting to minimize the associated risks to its investment capital. Variance in the degree of volatility of the market from the Sub-Fund's expectations may produce significant losses to the Sub-Fund.

Derivative Risk: As the Sub-Fund may invest in financial derivative instruments for investment purposes, it may be subject to risks associated with derivative instruments. Use of derivative instruments involves risks different from, or possibly greater than, the risks associated with investing directly in securities and other traditional investments. Derivatives are subject to a number of risks, such as liquidity risk, and credit risk. They also involve the risk of mispricing or improper valuation and the risk that changes in the value of the derivative may not correlate perfectly with the underlying asset, rate or index. Investing in a derivative instrument could cause the Sub-Fund to lose more than the principal amount invested. Also, suitable derivative transactions may not be available in all circumstances and there can be no assurance that the Sub-Fund will engage in these transactions to reduce exposure to other risks when that would be beneficial.

Contracts for Difference and Equity Swaps: The risks inherent in contracts for difference (CFDs) and total return equity swaps (equity swaps) are dependent on the position that a Sub-Fund may take in the transaction: by utilising CFDs and equity swaps, a Sub-Fund may put itself in a “long” position on the underlying value, in which case the Sub-Fund will profit from any increase in the underlying stock, and suffer from any fall. The risks inherent in a “long” position are identical to the risks inherent in the purchase of the underlying stock. Conversely, a Sub-Fund may put itself in a “short” position on the underlying stock, in which case the Sub-Fund will profit from any decrease in the underlying stock, and suffer from any increase. The risks inherent in a “short” position are greater than those of a “long” position: while there is a ceiling to a maximum loss in a “long” position if the underlying stock is valued at zero, the maximum loss of a “short” position is that of the increase in the underlying stock, an increase that, in theory, is unlimited.

There is an additional risk related to the counterparty when CFDs and equity swaps are utilised: the Sub-Fund runs the risk that the counterparty will not be in a position to make a payment to which it has committed.

Fixed Income Securities: Investment in fixed income securities is subject to interest rate, sector, security and credit risks. Such securities carry a higher degree of default risk which may affect the capital value of an investment.

Market Capitalisation Risk: Certain Sub-Funds may invest in the securities of small- to medium-sized (by market capitalisation) companies, or financial instruments related to such securities, therefore, they may have a more limited market than the securities of larger companies and may involve greater risks and volatility than investments in larger companies. In addition, securities of small- to medium-sized companies may have greater price volatility as they are generally more vulnerable to adverse market factors such as unfavourable economic reports.

Structured Products Risk: Certain Sub-Funds may make investments in structured products, for example structured notes. A structured product is generally a pre-packaged investment strategy which is based on derivatives, such as a single security, a basket of securities, options, indices, commodities, debt issuances and/or foreign currencies, and to a lesser extent, swaps. An investor's investment return and the issuer's payment obligations are contingent on, or highly sensitive to, changes in the value of underlying assets, indices, interest rates or cash flows. It is possible that adverse movements in underlying asset valuations can lead to a loss of the entire principal of a transaction. Structured products (regardless of whether they are principal protected or not) in general are also exposed to the credit risk of the issuer.

Examples of structured products include mortgage backed securities, asset backed securities and structured notes.

Mortgage backed securities: Mortgage backed securities are a form of security made up of pools of commercial or residential mortgages. Mortgage backed securities are generally subject to credit risks associated with the performance of the underlying mortgaged properties and to prepayment risk. As interest rates fall the underlying mortgages are likely to be prepaid shortening the term of the security and therefore the relevant Sub-Fund may not recoup its initial investment. Where interest rates rise, prepayments may slow which may lengthen the term of the investment.

Lower rated mortgage backed securities in which certain Sub-Funds may invest are likely to be more volatile and less liquid, and more difficult to price accurately, than more traditional debt securities. These securities may be particularly susceptible to economic downturns. It is likely that an economic recession could disrupt severely the market for such securities and may have an adverse impact on the value of such securities.

Asset backed securities: Asset backed securities are securities made up of pools of debt securities and securities with debt like characteristics. The collateral for these securities

may include home loans, car and credit card payments, boat loans, computer leases, aeroplane leases and mobile home loans. Certain Sub-Funds may invest in these and other types of asset backed securities that may be developed in the future.

Asset backed securities may provide the relevant Sub-Fund with a less effective security interest in the related collateral than mortgage backed securities. Therefore, there is the possibility that the underlying collateral may not, in some cases, be available to support payments on these securities.

Structured Notes: Structured notes are securities whose interest rate or principal is determined by an unrelated indicator, and include indexed securities. Indexed securities may include a multiplier that multiplies the indexed element by a specified factor and, therefore, the value of such securities may be very volatile. The terms of the security may be structured by the issuer and the purchaser of the structured note.

Structured notes may be issued by banks, brokerage firms, insurance companies and other financial institutions.

Investment in Russia: Investments in companies organised in or who principally do business in the independent states that were once part of the Soviet Union, including the Russian Federation, pose special risks, including economic and political unrest and may lack a transparent and reliable legal system for enforcing the rights of creditors and Shareholders of a Sub-Fund. Shareholders may, therefore, suffer dilution or loss of investment due to the actions of management without satisfactory legal remedy.

Equity securities in Russia are dematerialised and the only evidence of ownership is entry of the shareholder's name on the share register of the issuers. Registrars are not subject to effective government supervision. There is a possibility that a Sub-Fund could lose its registration through fraud, negligence, oversight or catastrophe such as fire. Registrars are not required to maintain insurance against these occurrences and are unlikely to have sufficient assets to compensate the relevant Sub-Fund in the event of loss.

Valuation Risk: Illiquid and/or unquoted securities or instruments are inherently difficult to value and are the subject of substantial uncertainty. There is no assurance that the estimates resulting from the valuation process will reflect the actual sales or "close-out" prices of such securities.

Investment Manager Valuation Risk: Whilst there is an inherent conflict of interest between the involvement of an Investment Manager in determining the valuation price of each Sub-Fund's investments and an Investment Manager's other duties and responsibilities in relation to the Sub-Funds, each Investment Manager will endeavour to resolve any such conflict of interest fairly and in the interests of investors.

Securities Lending Risk: As with any extensions of credit, there are risks of delay and recovery. In the event of a sudden market movement there is a risk that the value of the collateral may fall below the value of the securities transferred.

Redemption Risk: Large redemptions of Shares in a Sub-Fund might result in the Sub-Fund being forced to sell assets at a time and price at which it would normally prefer not to dispose of those assets.

Accounting, Auditing and Financial Reporting Standards: The accounting, auditing and financial reporting standards of many of, if not all of, the emerging countries in which certain Sub-Funds may invest are likely to be less extensive than those applicable to U.S. or European (including United Kingdom) companies.

Taxation: The attention of investors is drawn to the section of the Prospectus headed "Taxation" and in particular the taxation liability arising on the occurrence of certain events such as the encashment, redemption or transfer of Shares by or payment of dividends to Shareholders who are Irish Resident or Ordinarily Resident in Ireland.

	<p>A more detailed description of the risk factors that apply to the Company is set out in the full Prospectus.</p>
<p>Performance Data</p>	<p>Please see Appendix II.</p> <ul style="list-style-type: none"> ● These performance figures relate to the A Share class for all Sub-Funds unless otherwise stated, which is the Share class in existence with the highest annual management fees. Other Share classes may exist with lower fees. Classes with different annual management fees would perform differently and in line with the fees applied to them. ● Performance is calculated in the base currency of the Sub-Fund. ● Returns are net of tax, fees and expenses but without deduction of subscriptions/redemption charges. <p>Past Performance is not necessarily a guide to Future Performance.</p>
<p>Profile of the Typical Investor</p>	<ul style="list-style-type: none"> ● BNY Mellon Euro Government Bond Index Tracker, BNY Mellon Global Bond Fund, BNY Mellon Sterling Bond Fund, and BNY Mellon Euroland Bond Fund are suitable for investors seeking capital growth over a 5-10 year period and who are prepared to accept a lower level of volatility. ● BNY Mellon Asian Equity Fund, BNY Mellon Continental European Fund, BNY Mellon Small Cap Euroland Fund, BNY Mellon Global Equity Fund, BNY Mellon Global Opportunities Fund, BNY Mellon Japan Equity Fund, BNY Mellon U.S. Equity Fund, BNY Mellon Pan European Equity Fund, BNY Mellon UK Equity Fund, BNY Mellon S&P 500 Index Tracker, BNY Mellon US Dynamic Value Fund, BNY Mellon Japan Equity Value Fund, BNY Mellon Global Real Return Fund (USD), BNY Mellon Evolution U.S. Equity Market Neutral Fund, BNY Mellon Emerging Markets Corporate Debt Fund, BNY Mellon Absolute Return Bond Fund, and BNY Mellon European Credit Fund are suitable for investors seeking capital growth over a 5-10 year period and who are prepared to accept a moderate level of volatility. ● BNY Mellon Global Emerging Markets Equity Value Fund, BNY Mellon Global High Yield Bond Fund (Eur), BNY Mellon Emerging Markets Debt Local Currency Fund, BNY Mellon Evolution Global Alpha Fund, BNY Mellon Evolution Currency Option Fund, BNY Mellon Brazil Equity Fund, BNY Mellon Vietnam, India and China (VIC) Fund, BNY Mellon Global Property Securities Fund, BNY Mellon Emerging Markets Equity Fund, BNY Mellon Evolution Long/Short Emerging Currency Fund, BNY Mellon Evolution Global Strategic Bond Fund, BNY Mellon Euro Corporate Bond Fund, BNY Mellon Euro High Yield Bond Fund, BNY Mellon Global Equity Higher Income Fund, BNY Mellon Global Dynamic Bond Fund, BNY Mellon Latin America Infrastructure Fund, BNY Mellon Absolute Return Equity Fund and BNY Mellon Emerging Markets Local Currency Investment Grade Debt Fund are suitable for investors seeking capital growth over a 5-10 year period and who are prepared to accept a higher level of volatility. ● A typical investor in BNY Mellon Emerging Markets Debt Fund has an investment horizon of five years or more and is prepared to accept a higher level of volatility. ● A typical investor in BNY Mellon Long-Term Global Equity Fund and BNY Mellon Global Real Return Fund (EUR) has an investment horizon of five years or more and is prepared to accept a moderate level of volatility.

<p>Distribution Policy</p>	<p>With the exception of certain income generating and reinvesting Share classes, identified as such in the relevant Supplements, the Company does not intend to declare or make dividend payments on the Shares in the Company. All income earned and realised net capital gains after the deduction of expenses will be accumulated and reflected in the Net Asset Value per Share.</p> <p><i>Income Generating Share classes:</i> Dividends will be declared to the extent necessary to enable the Company to pursue a full distribution policy in relation to the Share class in accordance with UK tax legislation. Under the legislation governing the UK reporting fund regime, distributions will not be required to be made. Investors should refer to the section entitled "UK Taxation" in the Prospectus for further information. Dividends will usually be paid to the Shareholder's bank account as detailed on the application form. Dividends which are not claimed or collected within six years of payment shall revert to and form part of the assets of the relevant class. Dividends may be paid out of the aggregate of the net income received by the Company in respect of the Share class in respect of investments and realised and unrealised capital gains less realised and unrealised capital losses of the class. Further details in relation to the dividend policy and information on the declaration and payment of dividends for any income generating Share classes in each Sub-Fund will be specified in the relevant Supplement.</p> <p><i>Reinvesting Share classes:</i> Dividends will be declared on Shares but automatically reinvested and will be reflected in the Net Asset Value of the Share class. Dividends will be declared to the extent necessary to enable the Company to pursue a full distribution policy in relation to the Share class in accordance with UK tax legislation. Under the legislation governing the UK reporting fund regime, distributions will not be required to be made. Investors should refer to the section entitled "UK Taxation" in the Prospectus for further information. UK resident Shareholders should note that reinvested dividends are likely to be subject to UK income tax or corporation tax. Dividends will usually be paid to the Shareholder's bank account as detailed on the application form. Dividends may be paid out of the aggregate of the net income received by the Company in respect of the Share class in respect of investments and realised and unrealised capital gains less realised and unrealised capital losses of the class. Further details in relation to the dividend policy and information on the declaration and payment of dividends for any reinvesting Share classes in each Sub-Fund will be specified in the relevant Supplement.</p> <p>Dividends which are not claimed or collected within six years of payment shall revert to and form part of the assets of the relevant class.</p> <p>In respect of both the Income Generating and Reinvesting Share classes the first income allocation received by an investor after buying Shares may include an amount of income equalisation. Please see the full Prospectus for further details.</p>
<p>Fees and Expenses</p>	<p>Shareholder Expenses</p> <ul style="list-style-type: none"> - Maximum sales charge (initial sales charge); up to 5% - Maximum redemption fee up to 3% - Maximum switching fee up to 5% <p><i>The maximum sales charge, redemption fee and switching fee will vary from class to class and Sub-Fund to Sub-Fund but each such fee will not exceed the maximum amount shown above. Please see Appendix III attached hereto for further details on the sales charge, redemption fee and switching fee chargeable to each class and Sub-Fund. Please see the full Prospectus for further details on the objective criteria (e.g. minimum subscription) on which these fees are based.</i></p> <p>Dilution Adjustment: The Company may, in the event of there being net subscriptions or net repurchases on any Dealing Day, make an adjustment to the Net Asset Value per Share as set out in the section "Dilution Adjustment" under the heading "Calculation of Net Asset Value" in the Prospectus.</p>

Annual Operating Expenses (per annum)

- Management Fee (per Sub-Fund) up to 3.5%
- Custody Fee (per Sub-Fund) up to 0.15%
- Administration Fee (per Sub-Fund) up to 0.6%

In relation to the BNY Mellon Evolution Global Alpha Fund, the BNY Mellon Evolution Currency Option Fund, BNY Mellon Long-Term Global Equity Fund, the BNY Mellon Evolution Long/Short Emerging Currency Fund, the BNY Mellon Absolute Return Equity Fund and the BNY Mellon Evolution U.S. Equity Market Neutral Fund, in addition to the annual management fee, for certain classes of Shares (as set out in the relevant Supplement), the Manager will be entitled to an annual performance fee (the "Performance Fee") (calculated on the basis of a model set out in the relevant Supplement) in respect of each Share equal to 20% (save for the BNY Mellon Long-Term Global Equity Fund and BNY Mellon Absolute Return Equity Fund where the Performance Fee in respect of each Share shall be equal to 15% and the BNY Mellon Evolution U.S. Equity Market Neutral Fund and BNY Mellon Absolute Return Bond Fund where the Performance Fee in respect of each Share shall be equal to 10%) of the Share Class Performance over the Benchmark. Please see the Prospectus and relevant Supplement for further details.

The maximum management fee will vary from class to class and Sub-Fund to Sub-Fund. Please see the full Prospectus for further details.

The Company shall pay the Directors such annual remuneration for acting as Directors to the Company as the Directors may from time to time agree provided that the annual remuneration payable to the Directors by the Company shall not in aggregate exceed €50,000. Each Sub-Fund shall also pay certain costs and expenses incurred in its operation. Please see the full Prospectus for further details. In addition, the out of pocket expenses of the Directors, the Manager, the Investment Manager, the Custodian and the Administrator are paid out of the relevant Sub-Fund's assets.

Total Expense Ratio ("TER") for the period 1st January, 2010 to 31st December, 2010

BNY Mellon Asian Equity Fund	2.19 %
BNY Mellon Continental European Equity Fund	2.24 %
BNY Mellon Euro Government Bond Index Tracker	1.27 %
BNY Mellon Small Cap Euroland Fund	2.28 %
BNY Mellon Global Bond Fund	1.15 %
BNY Mellon Global Emerging Markets Equity Value Fund	3.02 %
BNY Mellon Global Equity Fund	2.18 %
BNY Mellon Global High Yield Bond Fund (EUR)	1.39 %
BNY Mellon Global Opportunities Fund	2.22 %
BNY Mellon Japan Equity Fund (Fund closed on 24/6/11)	2.61 %
BNY Mellon U.S. Equity Fund	2.28 %
BNY Mellon Pan-European Equity Fund	2.24 %
BNY Mellon Sterling Bond Fund	1.33 %
BNY Mellon UK Equity Fund	2.34 %
BNY Mellon S&P 500® Index Tracker	1.17 %
BNY Mellon U.S. Dynamic Value Fund	2.14 %
BNY Mellon Euroland Bond Fund	1.16 %
BNY Mellon Emerging Markets Debt Fund	1.66 %
BNY Mellon Emerging Markets Debt Local Currency Fund	1.69 %
BNY Mellon Evolution Global Alpha Fund	2.78 %
BNY Mellon Japan Equity Value Fund	2.59 %
BNY Mellon Evolution Currency Option Fund	3.53 %
BNY Mellon Brazil Equity Fund	2.30 %
BNY Mellon Long-Term Global Equity Fund	2.18 %
BNY Mellon Vietnam, India and China (VIC) Fund	2.40 %

BNY Mellon Global Property Securities Fund	2.68%
BNY Mellon Evolution Long/Short Emerging Currency (Fund closed on 16/12/10)	
BNY Mellon Emerging Markets Equity Fund	2.34%
BNY Mellon Global Real Return Fund (USD)	1.79%
BNY Mellon Euro Corporate Bond Fund	1.29%

BNY Mellon Global Real Return Fund (EUR)	1.73%
(for the period 8 March 2010 to 31 December 2010, annualised)	
BNY Mellon Evolution Global Strategic Bond Fund	1.73%
(for the period 29 October 2010 to 31 December 2010, annualised)	
BNY Mellon Global Equity Higher Income Fund	2.45%
(for the period 29 July 2010 to 31 December 2010, annualised)	
BNY Mellon Global Dynamic Bond Fund	1.63%
(for the period 5 August 2010 to 31 December 2010, annualised)	
BNY Mellon Latin America Infrastructure Fund	2.6%
(for the period 31 August 2010 to 31 December 2010, annualised)	
BNY Mellon Euro High Yield Bond Fund	
(as at the date of this Simplified Prospectus, no shares have been issued in the Sub-Fund - data not available)	
BNY Mellon Absolute Return Equity Fund	
(launched in January, 2011- data not available)	
BNY Mellon Evolution U.S. Equity Market Neutral Fund	
(launched in March, 2011- data not available)	
BNY Mellon Emerging Markets Local Currency Investment Grade Debt Fund	
(launched in June 2011-data not available)	
BNY Mellon Emerging Markets Corporate Debt Fund	
(launched in January, 2012- data not available)	
BNY Mellon Absolute Return Bond Fund	
(as launched in March, 2012 - data not available)	
BNY Mellon European Credit Fund	
(as at the date of this Simplified Prospectus, no shares have been issued in the Sub-Fund - data not available)	

The TER is equal to the ratio of a Sub-Fund's total operating costs to its average net asset value.

Total operating costs are all the expenses deducted from the Sub-Fund's assets and are usually shown in a UCITS statement of operations for the relevant fiscal period. The gross value of expenses has been used i.e. on an "all taxes included" basis. Tax relief is not included.

The average net asset value is calculated using the net asset value as at each valuation point.

The TER in this section reflects the share class within a Sub-Fund with the highest level of fees. Other share classes with lower fees may exist within a Sub-Fund. Please see Appendix II and the full Prospectus for further details.

Other share classes with different level of fees (i.e. annual management fees) will have different TERs, in line with the fees applied to them.

Investors can obtain information pertaining to the previous total expense ratios by contacting the Administrator.

Portfolio Turnover Rate for the period 1st January, 2010 to 31st December, 2010

BNY Mellon Asian Equity Fund	119.61%
BNY Mellon Continental European Equity Fund	252.04%
BNY Mellon Euro Government Bond Index Tracker	181.07%

BNY Mellon Small Cap Euroland Fund	164.72%
BNY Mellon Global Bond Fund	390.89%
BNY Mellon Global Emerging Markets Equity Value Fund	126.14%
BNY Mellon Global Equity Fund	99.93%
BNY Mellon Global High Yield Bond Fund (EUR)	179.23%
BNY Mellon Global Opportunities Fund	93.49%
BNY Mellon Japan Equity Fund (Fund closed on 24/6/11)	107.86%
BNY Mellon U.S. Equity Fund	57.59%
BNY Mellon Pan-European Equity Fund	161.01 %
BNY Mellon Sterling Bond Fund	167.12%
BNY Mellon UK Equity Fund	291.36%
BNY Mellon S&P 500® Index Tracker	42.74%
BNY Mellon U.S. Dynamic Value Fund	362.25%
BNY Mellon Euroland Bond Fund	465.26%
BNY Mellon Emerging Markets Debt Fund	137.96%
BNY Mellon Emerging Markets Debt Local Currency Fund	79.31%
BNY Mellon Evolution Global Alpha Fund	646.43%
BNY Mellon Japan Equity Value Fund	126.14%
BNY Mellon Evolution Currency Option Fund	141.13%
BNY Mellon Brazil Equity Fund	173.14%
BNY Mellon Long-Term Global Equity Fund	52.22%
BNY Mellon Vietnam, India and China (VIC) Fund	200.84%
BNY Mellon Global Property Securities Fund	201.02%
BNY Mellon Global Real Return Fund (USD)	143.71%
BNY Mellon Evolution Long/Short Emerging Currency (Fund closed on 16/12/10)	
BNY Mellon Emerging Markets Equity Fund	434.77%
BNY Mellon Euro Corporate Bond Fund	144.42%
BNY Mellon Evolution Global Strategic Bond Fund <i>(for the period 8 March 2010 to 31 December 2010)</i>	63.71%
BNY Mellon Global Equity Higher Income Fund <i>(for the period 29 July 2010 to 31 December 2010)</i>	84.94%
BNY Mellon Global Dynamic Bond Fund <i>(for the period 5 August 2010 to 31 December 2010)</i>	299.21%
BNY Mellon Latin America Infrastructure Fund <i>(for the period 31 August 2010 to 31 December 2010)</i>	-9.37%
BNY Mellon Global Real Return Fund (EUR) <i>(for the period 8 March 2010 to 31 December 2010)</i>	17.87%
BNY Mellon Euro High Yield Bond Fund <i>(as at the date of this Simplified Prospectus, no shares have been issued in the Sub-Fund - data not available)</i>	
BNY Mellon Absolute Return Equity Fund <i>(launched in January, 2011 - data not available)</i>	
BNY Mellon Evolution U.S. Equity Market Neutral Fund <i>(launched in March 2011 - data not available)</i>	
BNY Mellon Emerging Markets Local Currency Investment Grade Debt Fund <i>(launched in June 2011 – data not available)</i>	
BNY Mellon Emerging Markets Corporate Debt Fund <i>(launched in January, 2012 - data not available)</i>	
BNY Mellon Absolute Return Bond Fund <i>(launched in March, 2012 - data not available)</i>	
BNY Mellon European Credit Fund <i>(as at the date of this Simplified Prospectus, no shares have been issued in the Sub-Fund - data not available)</i>	
Investors can obtain information pertaining to the previous portfolio turnover rates by contacting the Administrator.	
Where fees and expenses, or a portion thereof, are charged to capital,	

	<p>Shareholders should note that capital may be eroded and income shall be achieved by foregoing the potential for future capital growth. Thus, on redemptions of holdings Shareholders may not receive back the full amount invested. The policy of charging fees and expenses to capital seeks to maximise distributions but it will also have the effect of lowering the capital value of your investment and constraining the potential for future capital growth. Where it is proposed to charge fees and expenses to the capital of a particular Sub-Fund, this will be disclosed in the relevant Supplement to the Prospectus.</p>
Irish Taxation	<p>Subject to the provisions contained in the full Prospectus in the section “Taxation – Ireland”, the Company will not be chargeable to tax on its income and capital gains. Tax can arise in respect of chargeable events in respect of a Shareholder who is Irish Resident or Ordinarily Resident in Ireland. Potential investors are advised to consult their professional advisors.</p>
Publication of Share Price	<p>The Net Asset Value per Share on each Valuation Day will be made public at the office of the Administrator, notified to the Irish Stock Exchange upon calculation without delay and published by the Company on each Valuation Day on the BNY Mellon Asset Management International Limited website (www.bnymellonam.com) and in such newspapers as the Directors may determine.</p>
How to buy/sell units	<p>Investors can buy, sell or (subject to the restrictions set out in the full Prospectus) switch shares on a daily basis from the Company’s Administrator, BNY Mellon Fund Services (Ireland) Limited at Guild House, Guild Street, IFSC, Dublin 1, Ireland. (Tel: +353 1 448 5036 Fax: +353 1 448 5070).</p> <p>The minimum initial subscription amounts, which vary from class to class, dealing deadlines, notice periods and other details are set out in the full Prospectus.</p>
Additional Important Information	<p>The full Prospectus, the annual and the half-yearly reports are available free of charge on any Business Day from the Company’s Administrator, BNY Mellon Fund Services (Ireland) Limited at Guild House, Guild Street, IFSC, Dublin 1, Ireland.</p>
Service Providers	
Investment Manager	<p><i>Mellon Capital Management Corporation</i> BNY Mellon S&P 500[®] Index Tracker BNY Mellon Evolution Global Alpha Fund</p> <p><i>Newton Investment Management Limited</i> BNY Mellon Asian Equity Fund BNY Mellon Continental European Equity Fund BNY Mellon Global Bond Fund BNY Mellon Global Equity Fund BNY Mellon Global Opportunities Fund BNY Mellon Japan Equity Fund BNY Mellon Pan European Equity Fund BNY Mellon Sterling Bond Fund BNY Mellon UK Equity Fund BNY Mellon Global Real Return Fund (USD) BNY Mellon Global Real Return Fund (EUR) BNY Mellon Global Equity Higher Income Fund BNY Mellon Global Dynamic Bond Fund</p> <p><i>The Boston Company Asset Management, LLC</i> BNY Mellon Small Cap Euroland Fund BNY Mellon Global Emerging Markets Equity Value Fund BNY Mellon U.S. Dynamic Value Fund</p>

	<p>BNY Mellon Evolution U.S. Equity Market Neutral Fund</p> <p><i>Standish Mellon Asset Management Company LLC</i> BNY Mellon Euroland Bond Fund BNY Mellon Emerging Markets Debt Fund BNY Mellon Global High Yield Bond Fund (EUR) BNY Mellon Emerging Markets Debt Local Currency Fund BNY Mellon Evolution Global Strategic Bond Fund BNY Mellon Emerging Markets Local Currency Investment Grade Debt Fund</p> <p><i>Mitsubishi UFJ Asset Management (UK) Ltd.</i> BNY Mellon Japan Equity Value Fund</p> <p><i>Pareto Investment Management Limited</i> BNY Mellon Evolution Currency Option Fund BNY Mellon Evolution Long/Short Emerging Currency Fund</p> <p><i>BNY Mellon ARX Investimentos Ltda.</i> BNY Mellon Brazil Equity Fund BNY Mellon Latin America Infrastructure Fund</p> <p><i>Walter Scott & Partners Limited</i> BNY Mellon Long-Term Global Equity Fund BNY Mellon U.S. Equity Fund</p> <p><i>Blackfriars Asset Management Limited</i> BNY Mellon Emerging Markets Equity Fund</p> <p><i>Hamon Asset Management Limited</i> BNY Mellon Vietnam, India and China (VIC) Fund</p> <p><i>Urdang Securities Management Inc</i> BNY Mellon Global Property Securities Fund</p> <p><i>The Dreyfus Corporation</i> BNY Mellon Euro Government Bond Index Tracker</p> <p><i>WestLB Mellon Asset Management Kapitalanlagegesellschaft mbH</i> BNY Mellon Euro Corporate Bond Fund BNY Mellon Euro High Yield Bond Fund</p> <p><i>Insight Investment Management (Global) Limited</i> BNY Mellon Absolute Return Equity Fund BNY Mellon Emerging Markets Corporate Debt Fund BNY Mellon Absolute Return Bond Fund BNY Mellon European Credit Fund</p>
Sub- Investment Manager or Investment Advisor	<p><i>Mitsubishi UFJ Trust and Banking Corporation</i> BNY Mellon Japan Equity Value Fund</p> <p><i>The Dreyfus Corporation</i> BNY Mellon Evolution Currency Option Fund</p> <p><i>Pareto New York LLC</i> BNY Mellon Evolution Long/Short Emerging Currency Fund</p>
Other Service Providers	Directors: David Dillon Enrico Floridi

	<p>Michael Meagher Greg Brisk Alan Mearns</p>
Manager:	<p>BNY Mellon Global Management Limited Business address: Guild House, Guild Street, IFSC, Dublin 1, Ireland.</p> <p>Registered address: 33 Sir John Rogerson's Quay, Dublin 2, Ireland.</p>
Administrator:	<p>BNY Mellon Fund Services (Ireland) Limited Guild House, Guild Street, IFSC, Dublin 1, Ireland.</p>
Custodian:	<p>BNY Mellon Trust Company (Ireland) Limited Business address: Harcourt Building, Harcourt Street, Dublin 2, Ireland Registered address: Guild House, Guild Street, IFSC, Dublin 1, Ireland.</p>
Auditors:	<p>PricewaterhouseCoopers, Chartered Accountants, One Spencer Dock, North Wall Quay, Dublin 1.</p>
Promoter:	<p>BNY Mellon Asset Management International Limited, 160 BNY Mellon Centre, Queen Victoria Street London EC4V 4LA, United Kingdom.</p>
German Paying Agent:	<p>J.P. Morgan AG, Junghofstr 14, 60311, Frankfurt am Main, Germany.</p>
Austrian Paying Agent:	<p>Raiffeisen Bank International AG Aktiengesellschaft, Am Stadtpark 9, A-1030 Vienna, Austria.</p>
Correspondent Bank in Italy:	<p>BNP Paribas Securities Services Milan Branch, 20123 Milan, Via Ansperto 5, Italy.</p> <p>Société Générale Securities Services S.p.A., via Benigno Crespi 19/A MAC2 Milan, Italy.</p> <p>Banca Monte dei Paschi di Siena S.p.A., Piazza Salimbeni 3, Siena, Italy.</p> <p>Allfunds Bank, S.A., Estafeta, 6. (La Moraleja) Complejo Plaza de la Fuente - Edificio 3 - C.P. 28109 Alcobendas, Madrid.</p>
Representative in the Netherlands:	<p>J.P. Morgan Chase Bank, The Atrium, 4th Floor, Strawinskylaan 3077, 1077ZX Amsterdam, The Netherlands.</p>
Belgium Paying Agent:	<p>J.P. Morgan Chase Bank, Brussels, Boulevard du Roi Albert II, 1, 1210 Brussels, Belgium.</p>
Representative in Hong Kong:	<p>HSBC Institutional Trust Services (Asia) Limited (formerly known as Bermuda Trust (Far East) Limited), 1 Queen's Road, Central, Hong Kong SAR.</p>

	<p>Swiss Paying Agent: BNP Paribas Securities Services, Paris, Succursale de Zurich, Selnaustrasse 16, 8002 Zurich.</p> <p>Swiss Representative: BNP Paribas Securities Services, Paris, Succursale de Zurich, Selnaustrasse 16, 8002 Zurich.</p> <p>Centralising Agent in France: BNP Paribas Securities Services of 3 Rue d'Antin, 75002, Paris.</p> <p>Swedish Paying Agent: Skandinaviska Enskilda Banken AB (publ), Sergels Torg 2, SE-106 40 Stockholm, Sweden.</p> <p>Luxembourg Paying Agent: The Bank of New York Mellon (Luxembourg), 2-4 rue Eugene Ruppert, Vertigo Building - Polaris, L-2453 Luxembourg</p> <p>Sponsoring Broker: J&E Davy, 49 Dawson Street, Dublin 2, Ireland.</p> <p>Company Secretary: Tudor Trust Limited 33 Sir John Rogerson's Quay, Dublin 2, Ireland.</p> <p>The Shares of certain classes of the Sub-Funds have been admitted to the Official List of the Irish Stock Exchange.</p>
	<p>For further information, please contact BNY Mellon Global Funds, plc, Shareholder Services Department, Guild House, Guild Street, IFSC, Dublin 1, Ireland or by calling 00 353 1 448 5036.</p>

The BNY Mellon S&P 500[®] Index Tracker (the "Sub-Fund") is not sponsored, endorsed, sold or promoted by Standard & Poor's, a division of the McGraw-Hill Companies, Inc. ("S&P"). S&P make no representation or warranty, express or implied, to the shareholders of BNY Mellon Global Funds, plc (the "Company") or to any member of the public regarding the advisability of investing in securities generally or in the Sub-Fund particularly or the ability of the S&P 500[®] Index to track general stock market performance. S&P's only relationship to the Company is the licensing of certain trademarks and trade names of S&P and of the S&P 500[®] Index which is determined, composed and calculated by S&P without regard to the Company or the Sub-Fund. S&P has no obligation to take the needs of the Company or the shareholders of the Sub-Fund. S&P has no obligation to take the needs of the Company or the shareholders of the Sub-Fund into consideration in determining, composing or calculating the S&P 500[®] Index. S&P is not responsible for and has not participated in the determination of the prices and amount of the Sub-Fund or the timing of the issuance or sale of the Sub-Fund or in the determination or calculation of the equation by which the Sub-Fund is to be converted into cash. S&P has no obligation or liability in connection with the administration, marketing or trading of the Sub-Fund. S&P DOES NOT GUARANTEE THE ACCURACY AND/OR THE COMPLETENESS OF THE S&P 500[®] INDEX OR ANY DATA INCLUDED THEREIN AND S&P SHALL HAVE NO LIABILITY FOR ANY ERRORS, OMISSIONS, OR INTERRUPTIONS THEREIN. S&P MAKES NO WARRANTY, EXPRESS OR IMPLIED, AS TO RESULTS TO BE OBTAINED BY THE COMPANY, THE SHAREHOLDERS OF THE SUB-FUND OR ANY OTHER PERSON OR ENTITY FROM THE USE OF THE S&P 500[®] INDEX OR ANY DATA INCLUDED THEREIN. S&P MAKES NO EXPRESS OR IMPLIED WARRANTIES, AND EXPRESSLY DISCLAIMS ALL WARRANTIES OR MERCHANTABILITY OR FITNESS FOR A PARTICULAR PURPOSE OR USE WITH RESPECT TO THE S&P 500[®] INDEX OR ANY DATA INCLUDED THEREIN. WITHOUT LIMITING ANY OF THE FOREGOING, IN NO EVENT SHALL S&P HAVE ANY LIABILITY OR ANY SPECIAL, PUNITIVE, INDIRECT OR CONSEQUENTIAL DAMAGES (INCLUDING LOST PROFITS), EVEN IF NOTIFIED OF THE POSSIBILITY OF SUCH DAMAGES.

Appendix I – List of Sub-Funds

BNY Mellon Asian Equity Fund
BNY Mellon Continental European Equity Fund
BNY Mellon Euro Government Bond Index Tracker
BNY Mellon Small Cap Euroland Fund
BNY Mellon Global Bond Fund
BNY Mellon Global Emerging Markets Equity Value Fund
BNY Mellon Global Equity Fund
BNY Mellon Global High Yield Bond Fund (EUR)
BNY Mellon Global Opportunities Fund
BNY Mellon Japan Equity Fund
BNY Mellon U.S. Equity Fund
BNY Mellon Pan European Equity Fund
BNY Mellon Sterling Bond Fund
BNY Mellon UK Equity Fund
BNY Mellon S&P 500® Index Tracker
BNY Mellon U.S. Dynamic Value Fund
BNY Mellon Euroland Bond Fund
BNY Mellon Emerging Markets Debt Fund
BNY Mellon Emerging Markets Debt Local Currency Fund
BNY Mellon Evolution Global Alpha Fund
BNY Mellon Japan Equity Value Fund
BNY Mellon Evolution Currency Option Fund
BNY Mellon Brazil Equity Fund
BNY Mellon Long-Term Global Equity Fund
BNY Mellon Vietnam, India and China (VIC) Fund
BNY Mellon Global Property Securities Fund
BNY Mellon Emerging Markets Equity Fund
BNY Mellon Evolution Long/Short Emerging Currency Fund
BNY Mellon Global Real Return Fund (USD)
BNY Mellon Global Real Return Fund (EUR)
BNY Mellon Euro Corporate Bond Fund
BNY Mellon Euro High Yield Bond Fund
BNY Mellon Evolution Global Strategic Bond Fund
BNY Mellon Global Equity Higher Income Fund
BNY Mellon Global Dynamic Bond Fund
BNY Mellon Latin America Infrastructure Fund
BNY Mellon Absolute Return Equity Fund
BNY Mellon Evolution U.S. Equity Market Neutral Fund
BNY Mellon Emerging Markets Local Currency Investment Grade Debt Fund
BNY Mellon Emerging Markets Corporate Debt Fund
BNY Mellon Absolute Return Bond Fund
BNY Mellon European Credit Fund

Appendix II – Performance Data

These performance figures relate to the A Share class for all Sub-Funds unless otherwise stated, which is the Share class with the highest annual management fees other share classes with lower fees may exist within such Sub-Fund. Other Share classes with different annual management fees would perform differently and in line with the fees applied to them. Performance is calculated in the base currency of the Sub-Fund net of Irish tax and charges but without the deduction of initial/redemption charges. Annualised returns are not calculated when there is less than two years' data. Past performance is no guarantee of future returns. Unless otherwise stated, all performance data is as at 31 December 2010. Source: Lipper Hindsight

BNY Mellon UK Equity A GBP

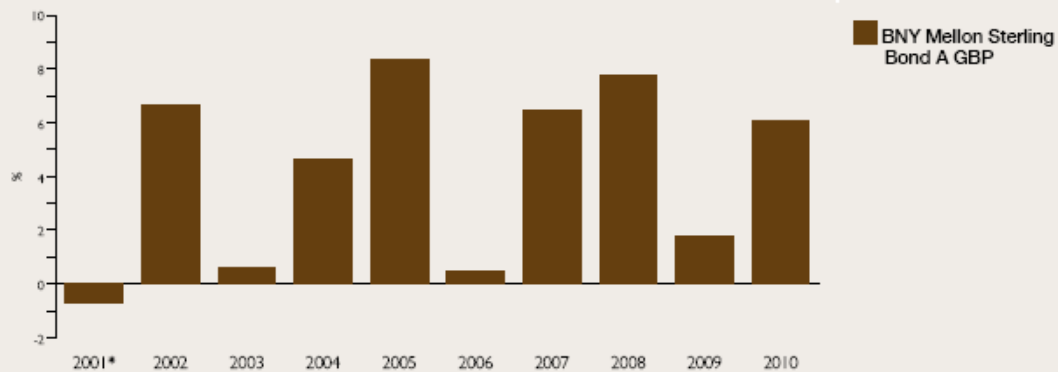
	Launch Date											Annualised Return		
		2001*	2002	2003	2004	2005	2006	2007	2008	2009	2010	3 Years	5 Years	Since Inception
	10/12/2001	-1.40	-25.71	26.87	14.05	18.46	17.79	-1.64	-21.25	13.26	8.48	-1.09	2.31	3.84



*Launch to year end 2001

BNY Mellon Sterling Bond A GBP

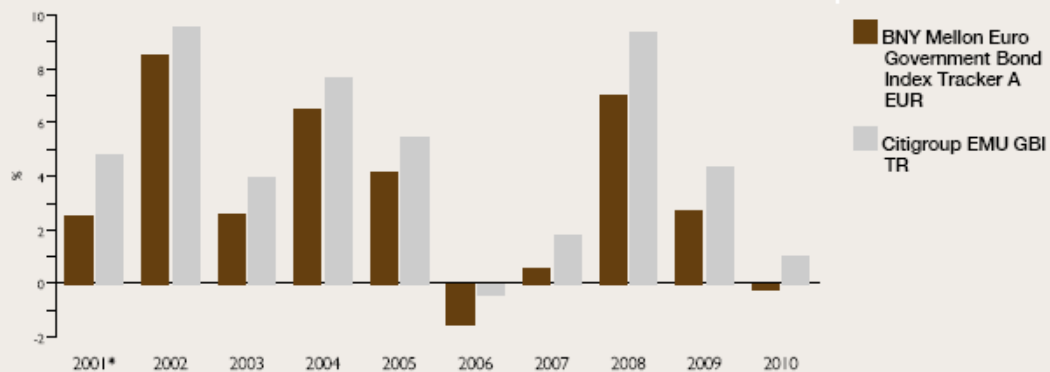
	Launch Date											Annualised Return		
		2001*	2002	2003	2004	2005	2006	2007	2008	2009	2010	3 Years	5 Years	Since Inception
	10/12/2001	-0.70	6.63	0.61	4.66	8.32	0.46	6.49	7.78	1.80	6.10	5.19	4.48	4.61



*Launch to year end 2001

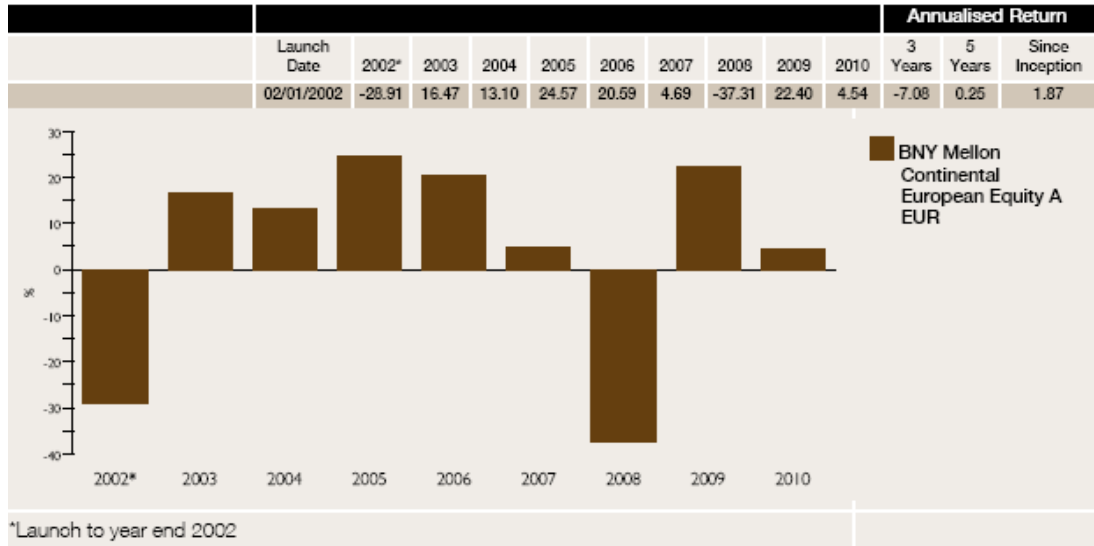
BNY Mellon Euro Government Bond Index Tracker A EUR

	Launch Date											Annualised Return		
		2001*	2002	2003	2004	2005	2006	2007	2008	2009	2010	3 Years	5 Years	Since Inception
BNY Mellon Euro Government Bond Index Tracker A EUR	23/03/2001	2.50	8.49	2.59	6.48	4.12	-1.49	0.59	7.04	2.71	-0.24	3.12	1.68	3.31
Citigroup EMU GBI TR		4.80	9.53	3.97	7.64	5.46	-0.42	1.79	9.35	4.35	0.99	4.83	3.15	4.80

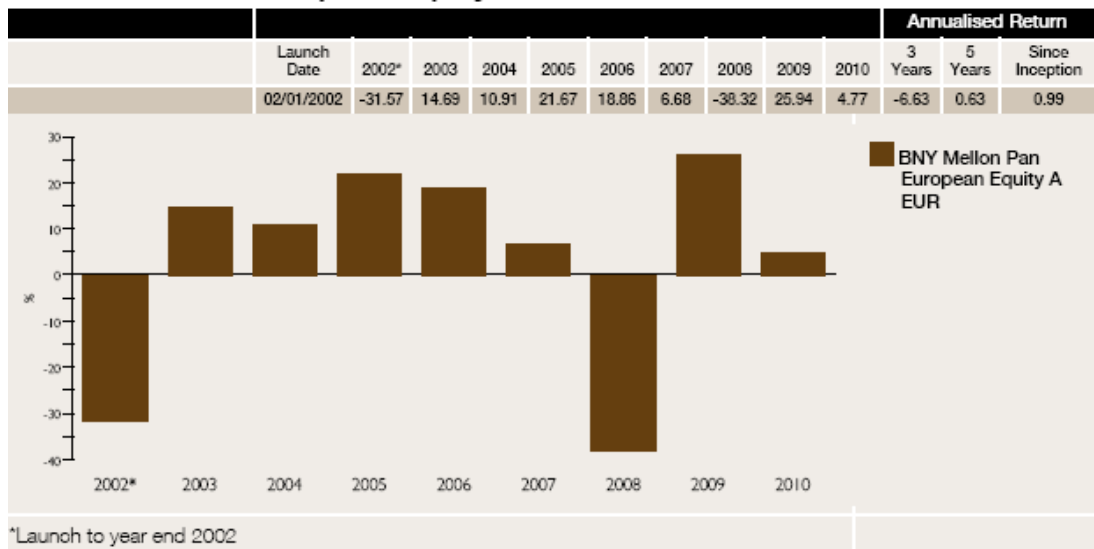


*Launch to year end 2001

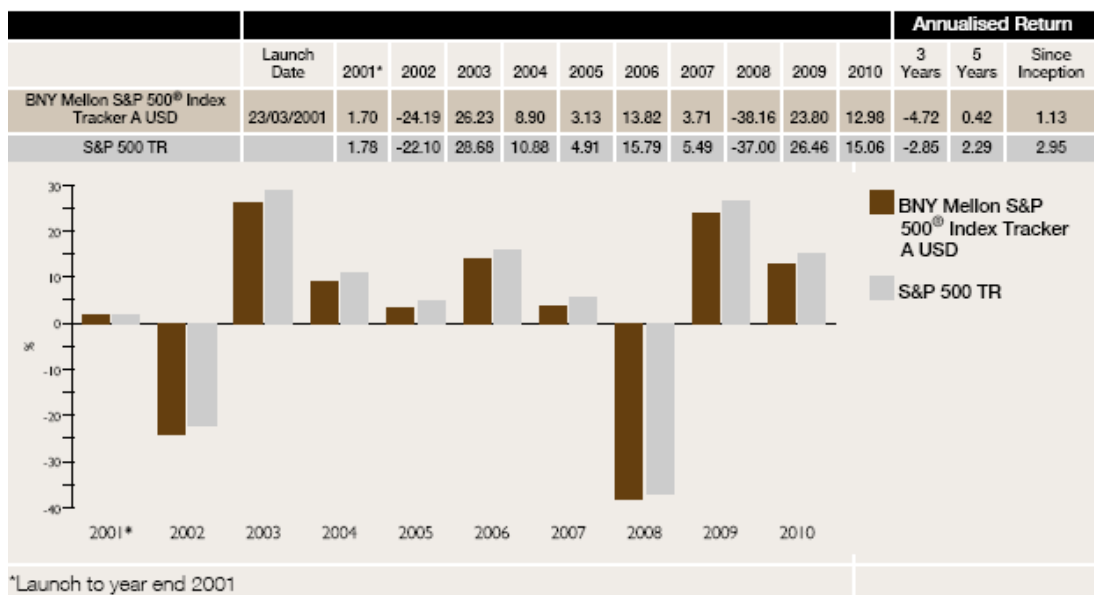
BNY Mellon Continental European Equity A EUR



BNY Mellon Pan European Equity A EUR

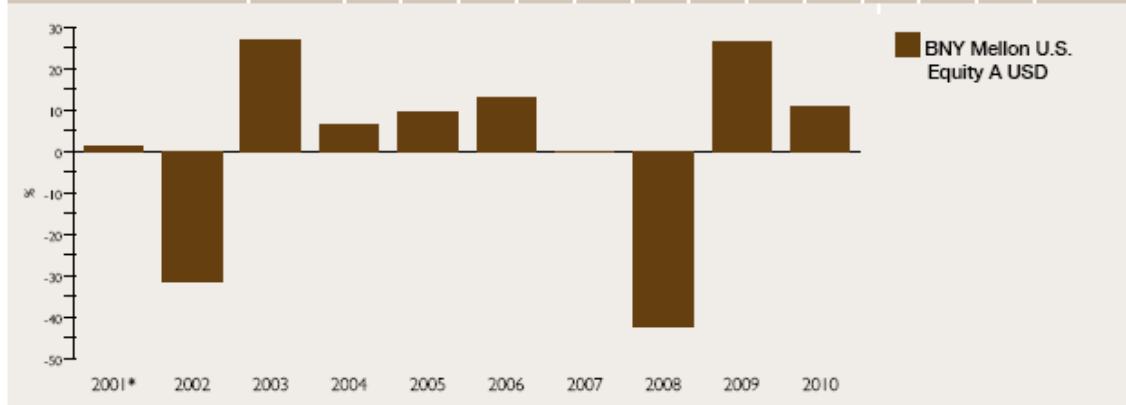


BNY Mellon S&P 500® Index Tracker A USD



BNY Mellon U.S. Equity A USD

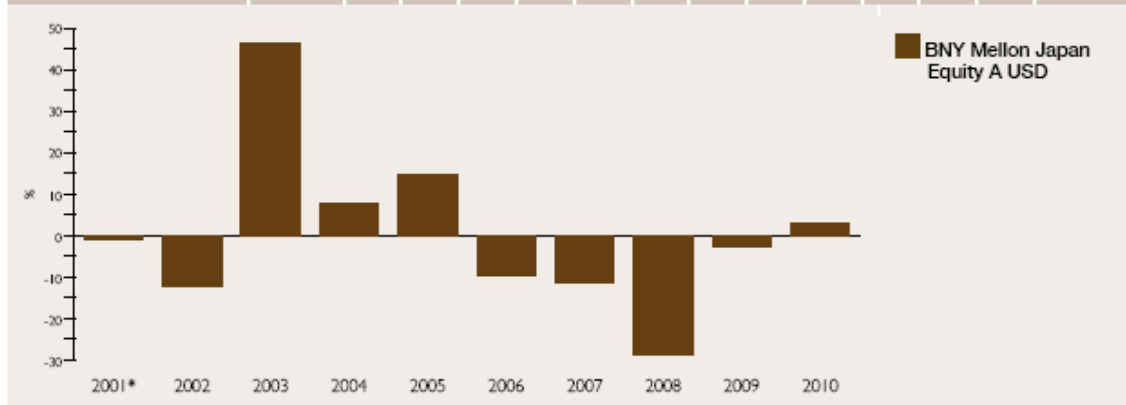
												Annualised Return		
Launch Date	2001*	2002	2003	2004	2005	2006	2007	2008	2009	2010	3 Years	5 Years	Since Inception	
10/12/2001	1.43	-31.14	27.02	6.34	9.50	13.15	-0.25	-42.23	26.58	10.87	-6.75	-1.76	-0.62	



*Launch to year end 2001

BNY Mellon Japan Equity A USD

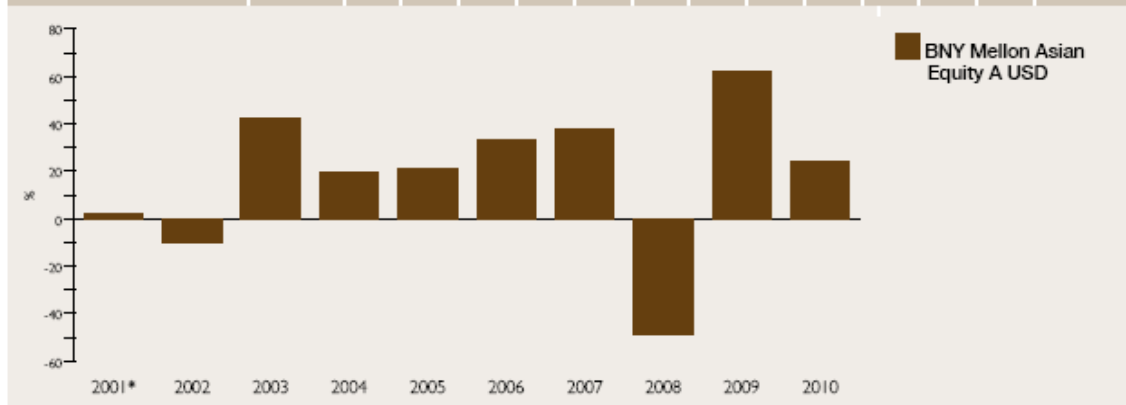
												Annualised Return		
Launch Date	2001*	2002	2003	2004	2005	2006	2007	2008	2009	2010	3 Years	5 Years	Since Inception	
10/12/2001	-0.90	-12.48	46.53	7.68	14.53	-9.44	-11.45	-28.81	-2.71	2.94	-10.65	-10.57	-1.20	



*Launch to year end 2001

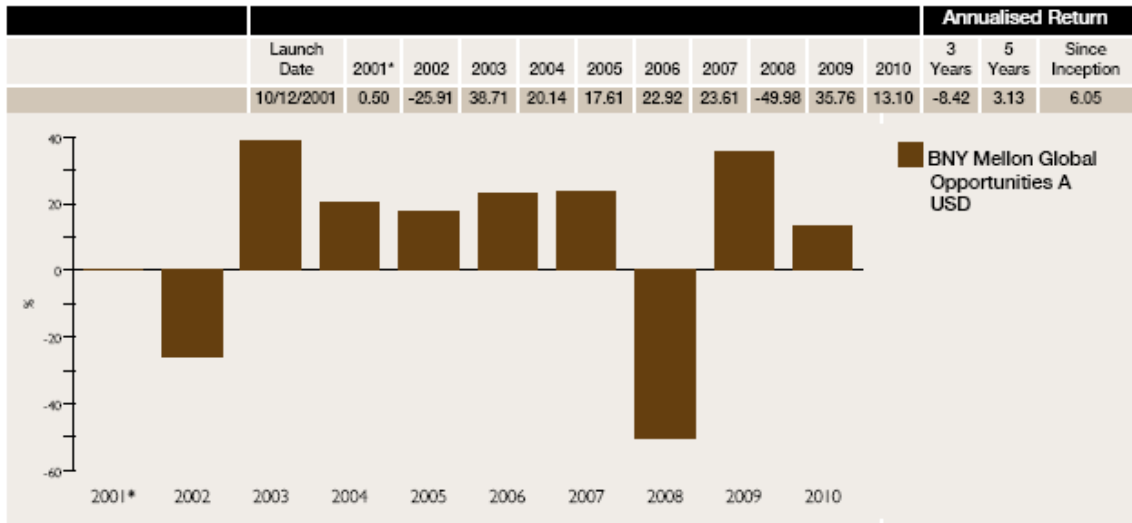
BNY Mellon Asian Equity A USD

												Annualised Return		
Launch Date	2001*	2002	2003	2004	2005	2006	2007	2008	2009	2010	3 Years	5 Years	Since Inception	
10/12/2001	1.72	-10.20	42.29	19.77	21.44	33.03	37.88	-49.03	62.04	24.49	0.93	13.51	15.06	



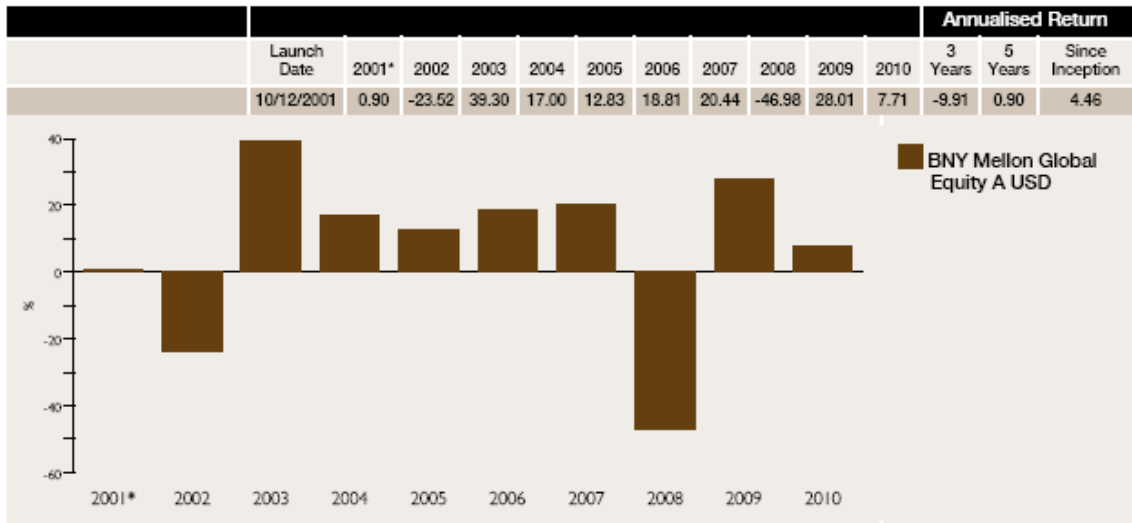
*Launch to year end 2001

BNY Mellon Global Opportunities A USD



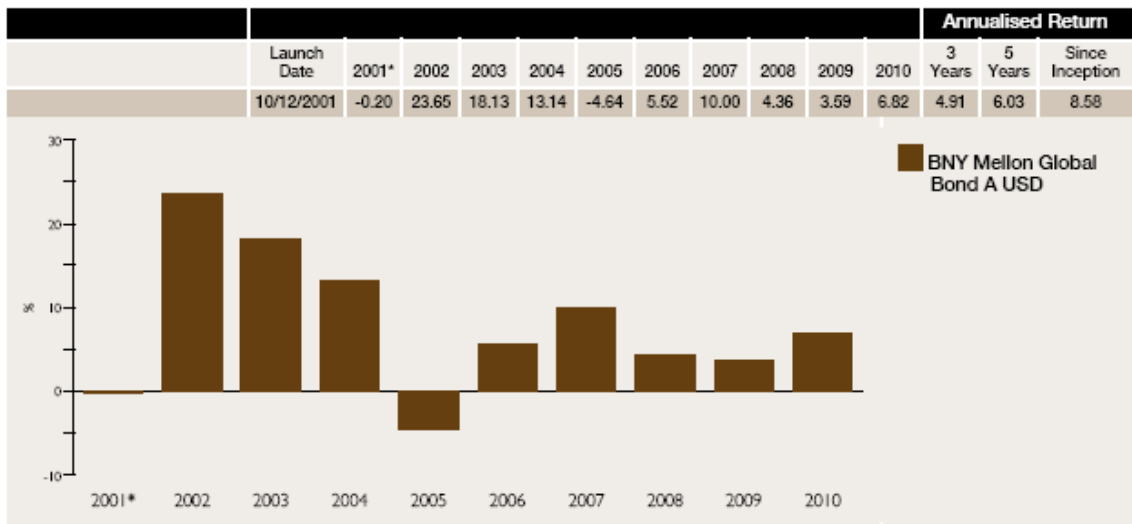
*Launch to year end 2001

BNY Mellon Global Equity A USD



*Launch to year end 2001

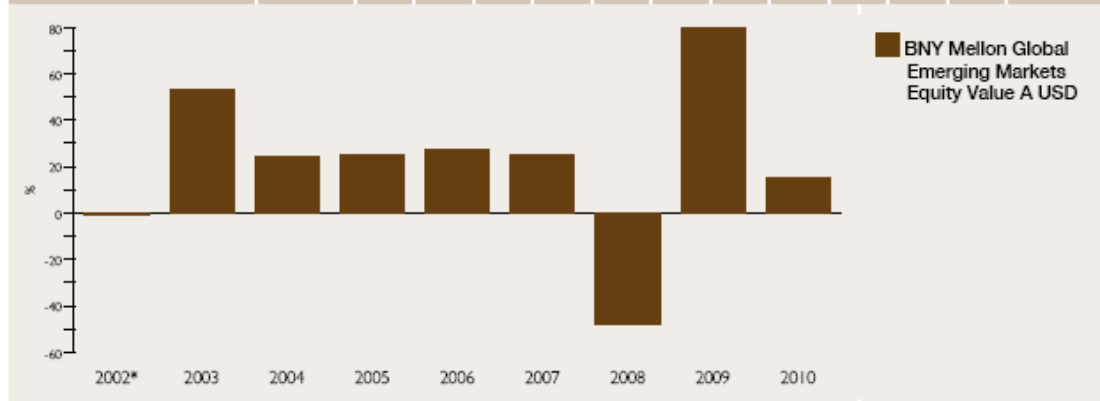
BNY Mellon Global Bond A USD



*Launch to year end 2001

BNY Mellon Global Emerging Markets Equity Value A USD

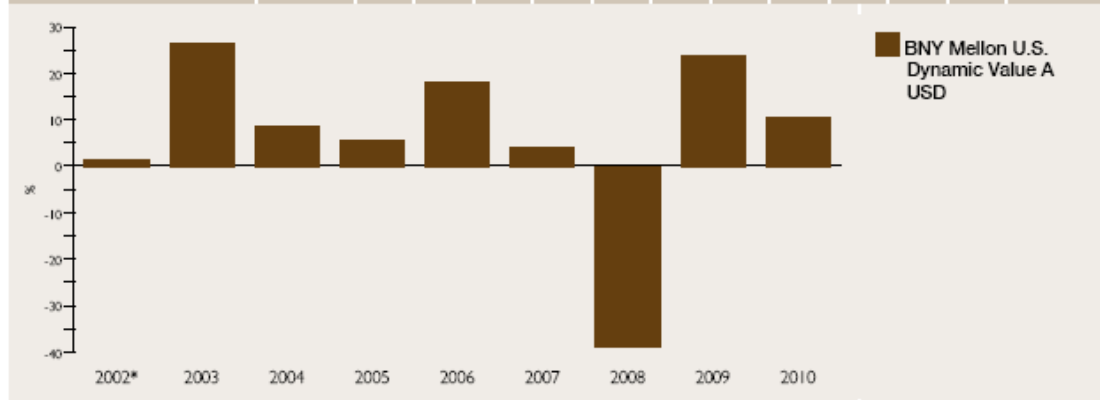
	Launch Date											Annualised Return		
		2002*	2003	2004	2005	2006	2007	2008	2009	2010	3 Years	5 Years	Since Inception	
	08/02/2002	-1.04	53.08	24.41	24.79	27.05	24.77	-47.63	79.61	15.22	2.72	11.42	18.04	



*Launch to year end 2002

BNY Mellon U.S. Dynamic Value A USD

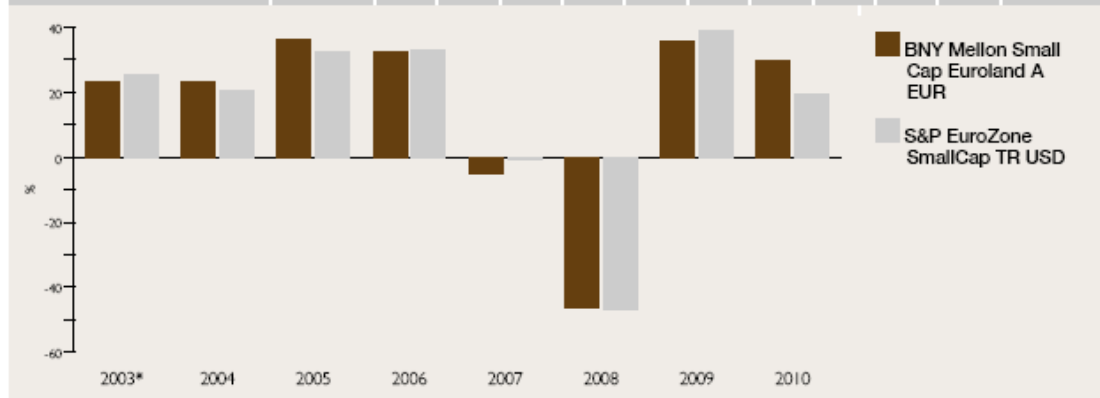
	Launch Date											Annualised Return		
		2002*	2003	2004	2005	2006	2007	2008	2009	2010	3 Years	5 Years	Since Inception	
	18/09/2002	1.20	26.47	8.44	5.68	17.96	3.95	-38.99	23.65	10.41	-5.91	0.42	5.00	



*Launch to year end 2002

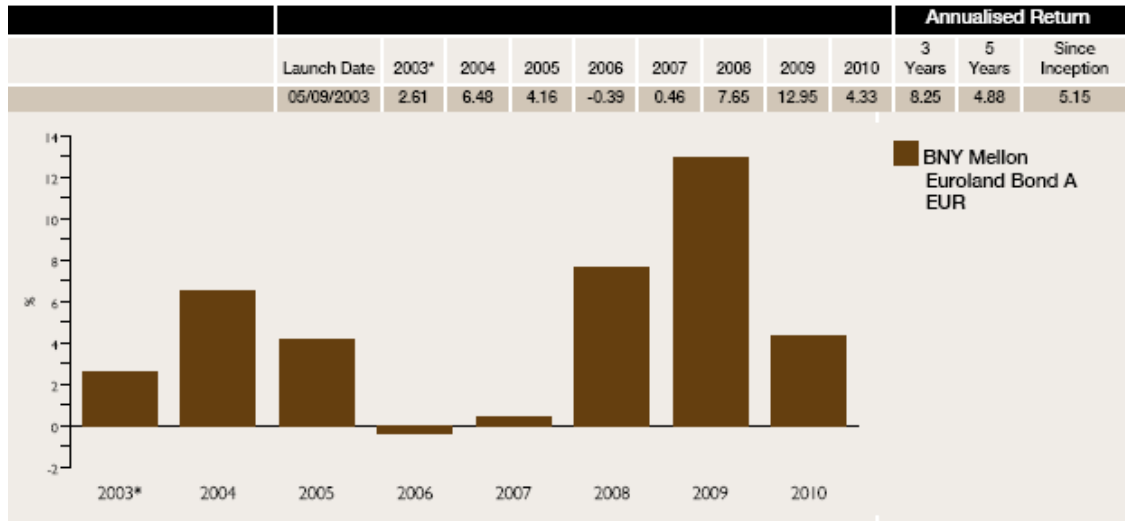
BNY Mellon Small Cap Euroland A EUR

	Launch Date											Annualised Return		
		2003*	2004	2005	2006	2007	2008	2009	2010	3 Years	5 Years	Since Inception		
BNY Mellon Small Cap Euroland A EUR	09/05/2003	23.36	23.37	36.44	32.29	-4.86	-46.14	35.54	29.84	-1.77	3.59	12.58		
S&P EuroZone SmallCap TR USD		25.45	20.39	32.37	33.24	-0.80	-46.98	39.19	19.24	-4.17	3.06	11.66		



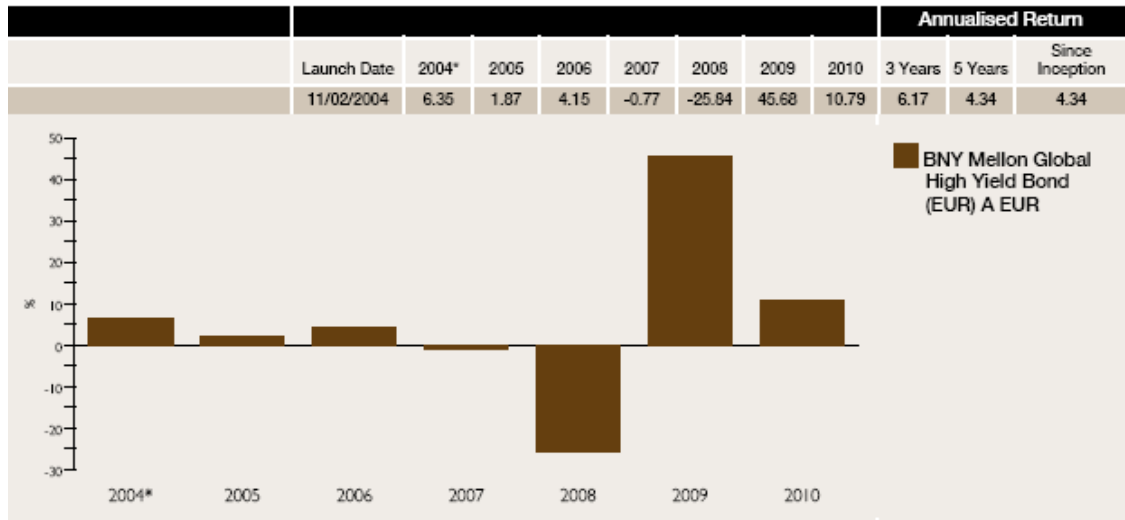
*Launch to year end 2003

BNY Mellon Euroland Bond A EUR



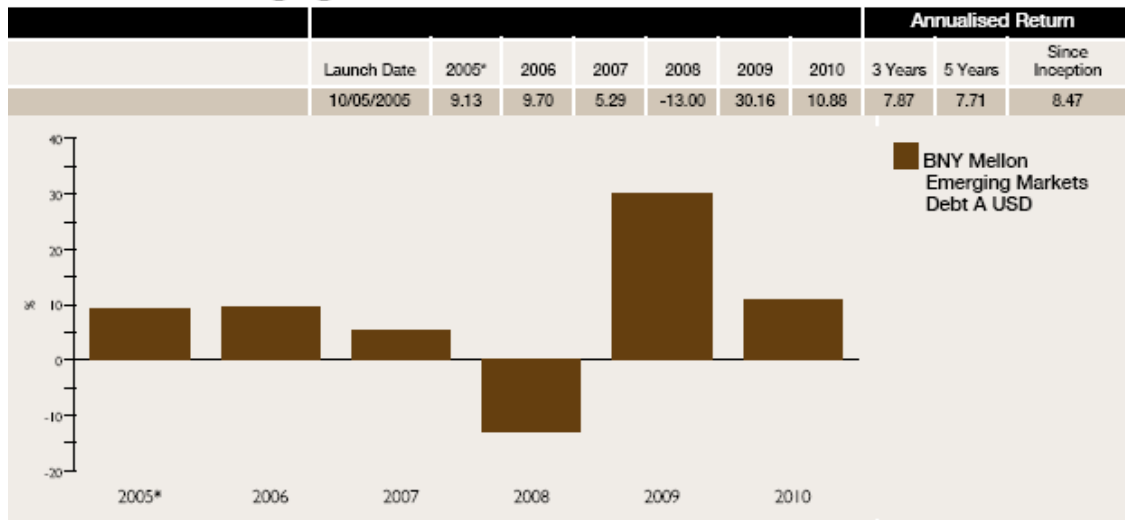
*Launch to year end 2003

BNY Mellon Global High Yield Bond (EUR) A EUR



*Launch to year end 2004

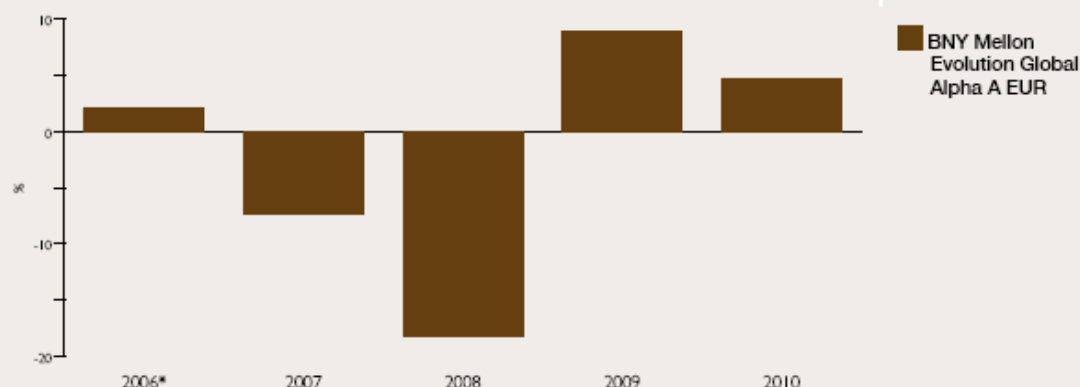
BNY Mellon Emerging Markets Debt A USD



*Launch to year end 2005

BNY Mellon Evolution Global Alpha A EUR

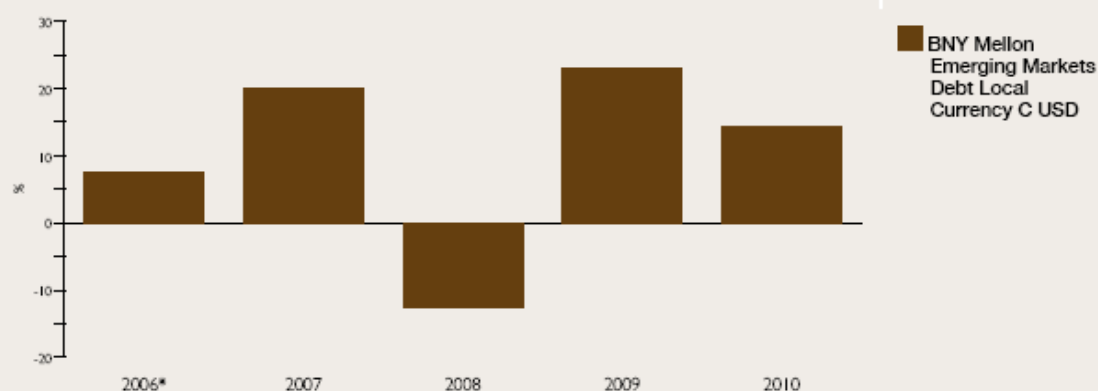
	Launch Date	2006*	2007	2008	2009	2010	Annualised Return	
							3 Years	Since Inception
	13/11/2006	2.05	-7.26	-18.23	8.99	4.74	-2.27	-2.95



*Launch to year end 2006

BNY Mellon Emerging Markets Debt Local Currency C USD

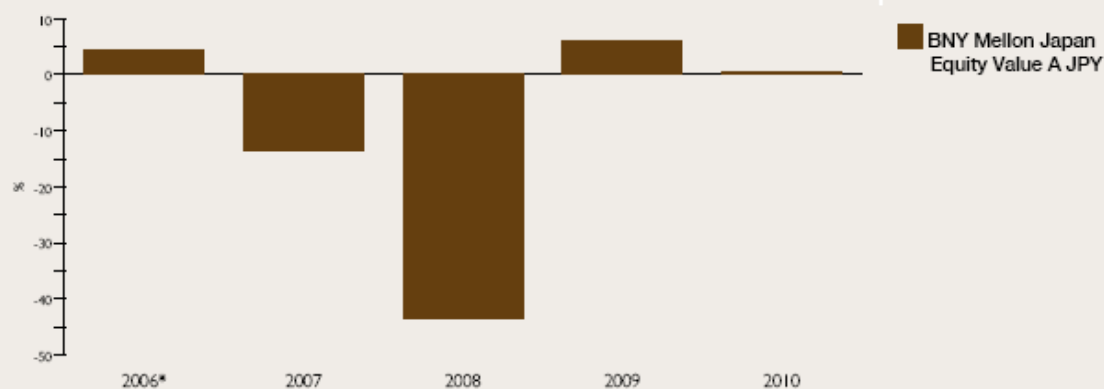
	Launch Date	2006*	2007	2008	2009	2010	Annualised Return	
							3 Years	Since Inception
	15/05/2006	7.64	19.93	-12.58	23.12	14.35	7.16	10.51



*Launch to year end 2006

BNY Mellon Japan Equity Value A JPY

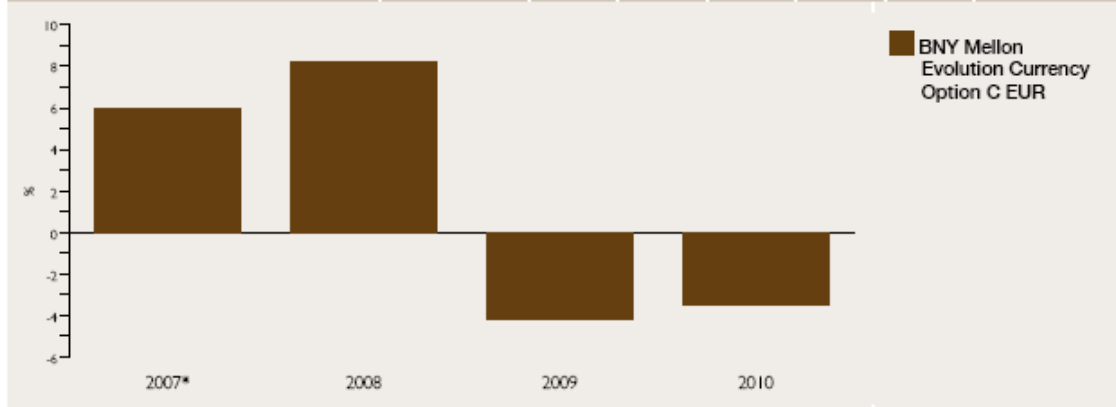
	Launch Date	2006*	2007	2008	2009	2010	Annualised Return	
							3 Years	Since Inception
	30/11/2006	4.47	-13.39	-43.34	5.85	0.43	-15.53	-13.80



*Launch to year end 2006

BNY Mellon Evolution Currency Option C EUR

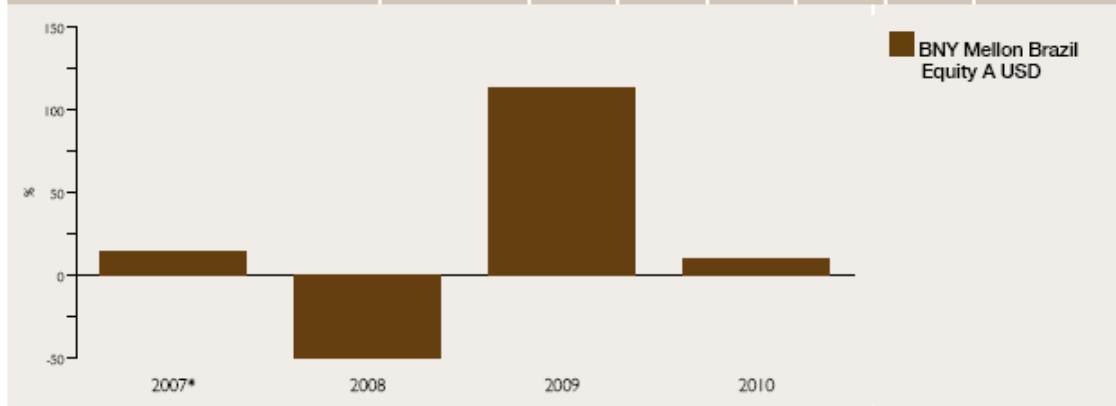
	Launch Date					Annualised Return	
		2007*	2008	2009	2010	3 Years	Since Inception
	10/01/2007	6.00	8.24	-4.22	-3.46	0.03	1.50



*Launch to year end 2007

BNY Mellon Brazil Equity A USD

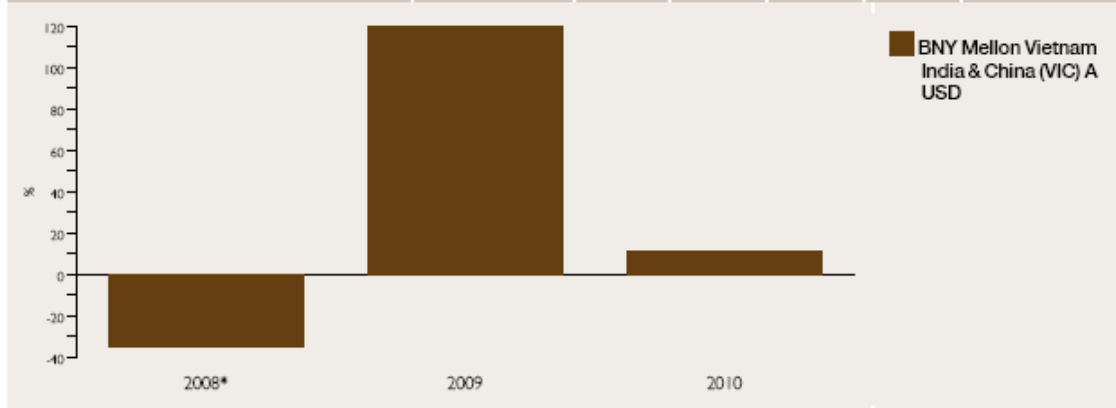
	Launch Date					Annualised Return	
		2007*	2008	2009	2010	3 Years	Since Inception
	31/08/2007	15.03	-49.76	112.79	10.24	5.62	9.55



*Launch to year end 2007

BNY Mellon Vietnam India & China (VIC) A USD

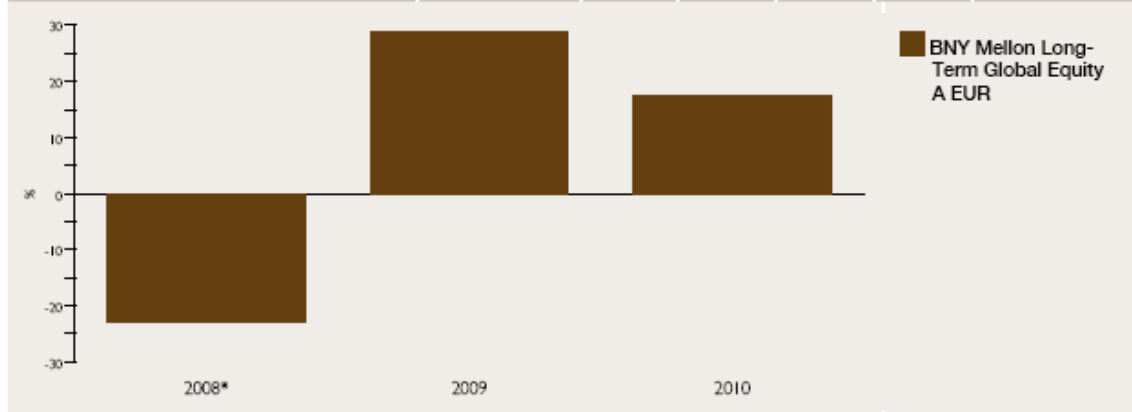
	Launch Date				Annualised Return	
		2008*	2009	2010	3 Years	Since Inception
	16/06/2008	-34.87	119.90	11.47	n/a	20.20



*Launch to year end 2008

BNY Mellon Long-Term Global Equity A EUR

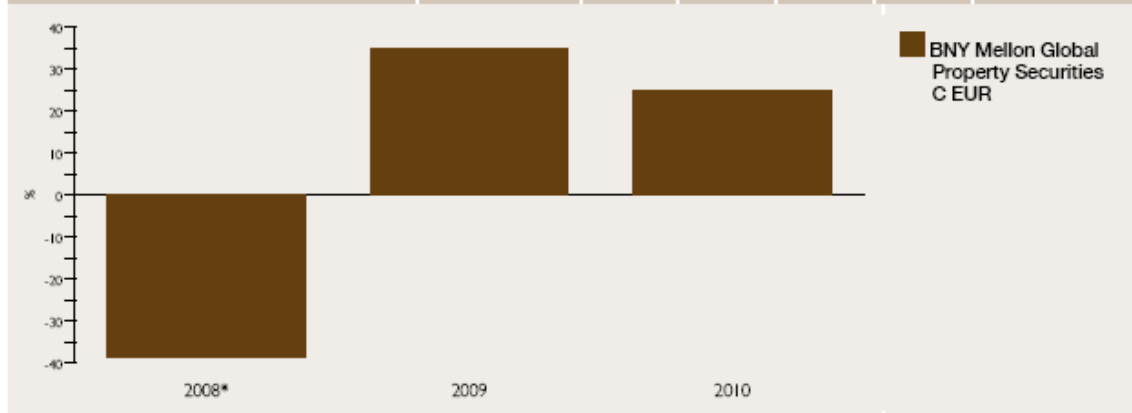
	Launch Date	Annualised Return			Annualised Return	
		2008*	2009	2010	3 Years	Since Inception
	18/04/2008	-22.94	29.00	17.32	n/a	5.85



*Launch to year end 2008

BNY Mellon Global Property Securities C EUR

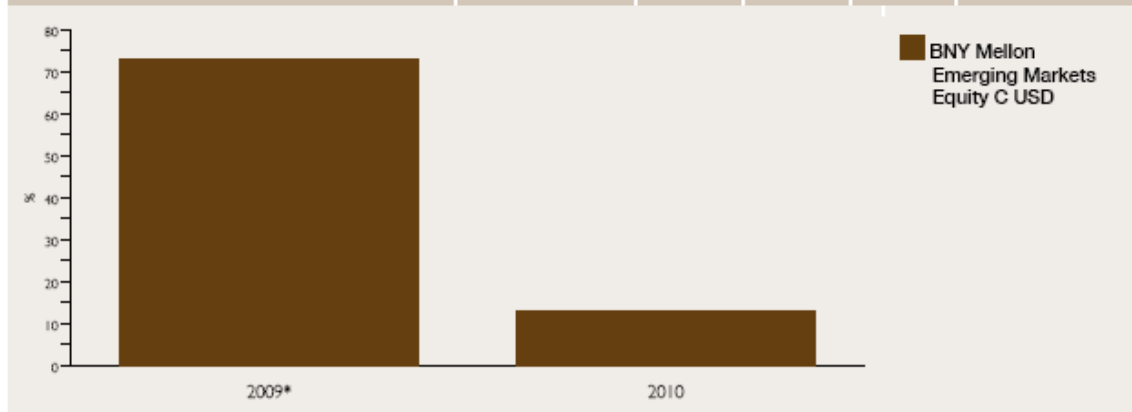
	Launch Date	Annualised Return			Annualised Return	
		2008*	2009	2010	3 Years	Since Inception
	23/04/2008	-38.39	35.04	24.87	n/a	1.43



*Launch to year end 2008

BNY Mellon Emerging Markets Equity C USD

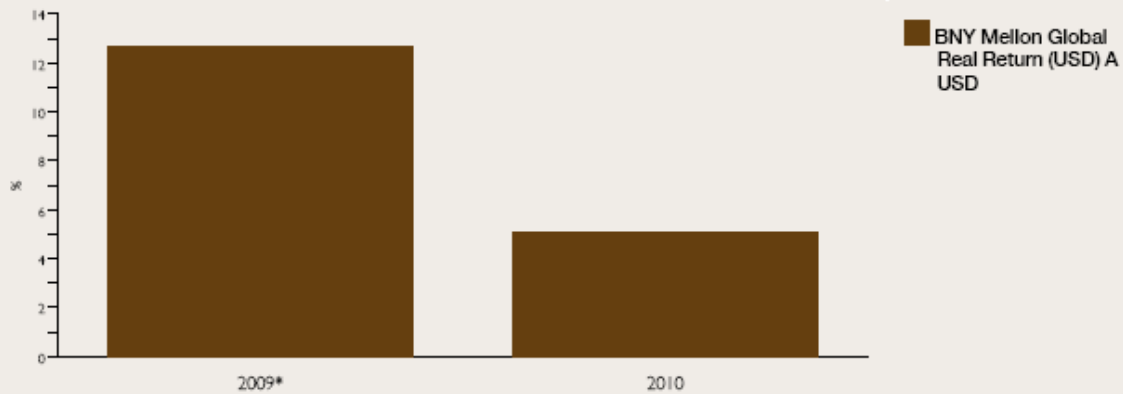
	Launch Date	Annualised Return			Annualised Return	
		2009*	2010	2011	3 Years	Since Inception
	23/03/2009	73.04	12.94		n/a	45.85



*Launch to year end 2009

BNY Mellon Global Real Return (USD) A USD

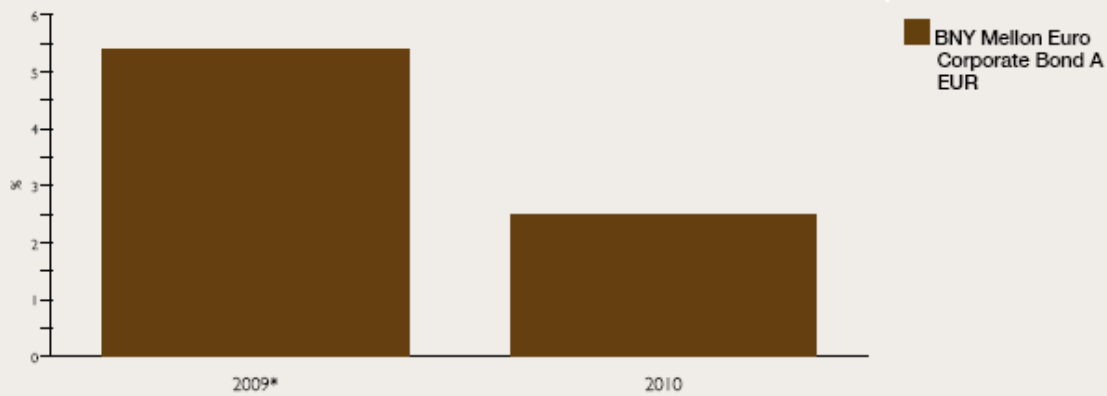
				Annualised Return	
	Launch Date	2009*	2010	3 Years	Since Inception
	30/06/2009	12.68	5.11	n/a	11.91



*Launch to year end 2009

BNY Mellon Euro Corporate Bond A EUR

				Annualised Return	
	Launch Date	2009*	2010	3 Years	Since Inception
	22/07/2009	5.39	2.50	n/a	5.49



*Launch to year end 2009

BNY Mellon Evolution Global Strategic Bond A USD

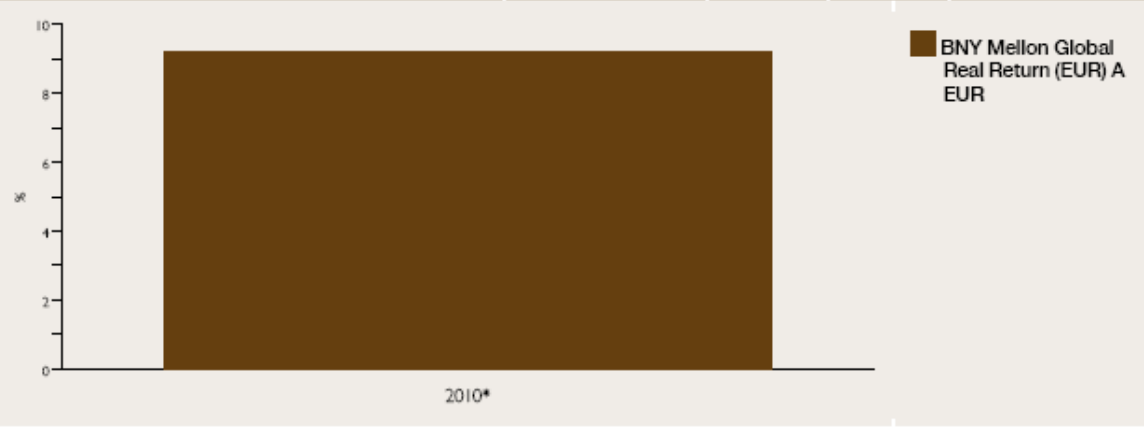
			Annualised Return	
	Launch Date	2010*	3 Years	Since Inception
	27/10/2010	-0.26	n/a	-1.45



*Launch to year end 2010

BNY Mellon Global Real Return (EUR) A EUR

				Annualised Return	
		Launch Date	2010*	3 Years	Since Inception
		08/03/2010	9.23	n/a	11.42



*Launch to year end 2010

BNY Mellon Global Equity Higher Income B USD

				Annualised Return	
		Launch Date	2010*	3 Years	Since Inception
		29/07/2010	10.03	n/a	25.24



*Launch to year end 2010


BNY Mellon Global Dynamic Bond C USD

				Annualised Return	
		Launch Date	2010*	3 Years	Since Inception
		05/08/2010	0.77	n/a	1.91



*Launch to year end 2010

BNY Mellon Latin America Infrastructure B USD



BNY Mellon Evolution Long/Short Emerging Currency Fund

The Sub-Fund was closed following voluntary redemptions of all of the Shares in issue in the Sub-Fund as of 16th December 2010 and is no longer available for investment.

BNY Mellon Japan Equity Fund

The Sub-Fund was closed following compulsory redemption of all of the Shares in issue in the Sub-Fund as of 24th June 2011 and is no longer available for investment.

BNY Mellon Euro High Yield Bond Fund

As at the date of this Simplified Prospectus, no shares have been issued in the Sub-Fund and no relevant performance information is available for the period to 31/12/2010

BNY Mellon Absolute Return Equity Fund

The Sub-Fund launched on 31 January, 2011 and no relevant performance information is available for the period to 31/12/2010.

BNY Mellon Evolution U.S. Equity Market Neutral Fund

The Sub-Fund launched on 11 March, 2011 and no relevant performance information is available for the period to 31/12/2010.

BNY Mellon Emerging Markets Local Currency Investment Grade Debt Fund

The Sub-Fund launched on 20 June, 2011 and no relevant performance information is available for the period to 31/12/10

BNY Mellon Emerging Markets Corporate Debt Fund

The Sub-Fund launched on 31st January, 2012 and no relevant performance information is available for the period to 31/12/10

BNY Mellon Absolute Return Bond Fund

The Sub-Fund launched on 9th March, 2012 and no relevant performance information is available for the period to 31/12/10

BNY Mellon European Credit Fund

As at the date of this Simplified Prospectus, no shares have been issued in the Sub-Fund and no relevant performance information is available for the period to 31/12/2010

Appendix III – Fees charged to individual classes and Sub-Funds

BNY Mellon Asian Equity Fund

"Euro A" Shares, "USD A" Shares, "Sterling A (Acc.)" Shares and "Sterling A (Inc.)" Shares					
Class	Currency	Initial Sales Charge	Minimum Initial Investment	Annual Management Fee	Redemption Fee
Euro A	Euros	up to 5%	Euro 5,000	2%	None
USD A	USD	up to 5%	US\$ 5,000	2%	None
Sterling A (Acc.)	GBP	up to 5%	£ 5,000	2%	None
Sterling A (Inc.)	GBP	up to 5%	£ 5,000	2%	None
"Euro B" Shares, "Sterling B (Acc.)" Shares, "Sterling B (Inc.)" Shares and "USD B" Shares					
Class	Currency	Initial Sales Charge	Minimum Initial Investment	Annual Management Fee	Redemption Fee
Euro B	Euros	up to 5%	Euro 10,000	1.5%	None
Sterling B (Acc.)	GBP	up to 5%	£1,000	1.5%	None
Sterling B (Inc.)	GBP	up to 5%	£1,000	1.5%	None
USD B	USD	up to 5%	US\$10,000	1.5%	None
"Euro C" Shares, "USD C" Shares, "Sterling C (Inc.)" Shares and "Sterling C (Acc.)" Shares					
Class	Currency	Initial Sales Charge	Minimum Initial Investment	Annual Management Fee	Redemption Fee
Euro C	Euros	up to 5%	Euro 5,000,000	1%	None
USD C	USD	up to 5%	US\$ 5,000,000	1%	None
Sterling C (Inc.)	GBP	up to 5%	£5,000,000	1%	None
Sterling C (Acc.)	GBP	up to 5%	£5,000,000	1%	None
"USD M" Shares, "Euro M" Shares and "Sterling M (Acc.)" Shares					
Class	Currency	Initial Sales Charge	Minimum Initial Investment	Annual Management Fee	Redemption Fee
USD M	USD	up to 5%	USD\$ 5,000	2%	None
Euro M	Euro	up to 5%	Euro 5,000	2%	None
Sterling M (Acc.)	GBP	up to 5%	£5,000	2%	None
"Euro X" Shares and "USD X" Shares					
Class	Currency	Initial Sales Charge	Minimum Initial Investment	Annual Management Fee	Redemption Fee
Euro X	Euros	None	None	None	None
USD X	USD	None	None	None	None

BNY Mellon Continental European Equity Fund

"Euro A" Shares and "USD A" Shares					
Class	Currency	Initial Sales Charge	Minimum Initial Investment	Annual Management Fee	Redemption Fee
Euro A	Euros	up to 5%	Euro 5,000	2%	None
USD A	USD	up to 5%	US\$ 5,000	2%	None
"USD B" Shares and "Euro B" Shares					
Class	Currency	Initial Sales Charge	Minimum Initial Investment	Annual Management Fee	Redemption Fee
USD B	USD	up to 5%	US\$ 10,000	1.5%	None
Euro B	Euros	Up to 5%	Euro 10,000	1.5%	None
"Euro C" Shares and "USD C" Shares					
Class	Currency	Initial Sales Charge	Minimum Initial Investment	Annual Management Fee	Redemption Fee
Euro C	Euros	up to 5%	Euro 5,000,000	1%	None
USD C	USD	up to 5%	US\$ 5,000,000	1%	None
"Euro X" Shares and "USD X" Shares					
Class	Currency	Initial Sales Charge	Minimum Initial Investment	Annual Management Fee	Redemption Fee
Euro X	Euros	None	None	None	None
USD X	USD	None	None	None	None

BNY Mellon Euro Government Bond Index Tracker

"Euro A" Shares and "USD A" Shares					
Class	Currency	Initial Sales Charge	Minimum Initial Investment	Annual Management Fee	Redemption Fee
Euro A	Euros	up to 5%	Euro 5,000	1%	None
USD A	USD	up to 5%	US\$ 5,000	1%	None
"Euro C" Shares and "USD C" Shares					
Class	Currency	Initial Sales Charge	Minimum Initial Investment	Annual Management Fee	Redemption Fee
Euro C	Euros	up to 5%	Euro 5,000,000	0.3%	None
USD C	USD	up to 5%	US\$ 5,000,000	0.3%	None
"Euro X" Shares and "USD X" Shares					
Class	Currency	Initial Sales Charge	Minimum Initial Investment	Annual Management Fee	Redemption Fee
Euro X	Euros	None	None	None	None
USD X	USD	None	None	None	None

BNY Mellon Small Cap Euroland Fund

"Euro A" Shares and "USD A" Shares					
Class	Currency	Initial Sales Charge	Minimum Initial Investment	Annual Management Fee	Redemption Fee
Euro A	Euros	up to 5%	Euro 5,000	2%	None
USD A	USD	up to 5%	US\$ 5,000	2%	None
"Euro B" Shares, "Sterling B (Acc.)" Shares, "Sterling B (Inc.)" Shares and "USD B" Shares					
Class	Currency	Initial Sales Charge	Minimum Initial Investment	Annual Management Fee	Redemption Fee
Euro B	Euros	up to 5%	Euro 10,000	1.5%	None
Sterling B (Acc.)	GBP	up to 5%	£1,000	1.5%	None
Sterling B (Inc.)	GBP	up to 5%	£1,000	1.5%	None
USD B	USD	up to 5%	US\$ 10,000	1.5%	None
"Euro C" Shares and "USD C" Shares					
Class	Currency	Initial Sales Charge	Minimum Initial Investment	Annual Management Fee	Redemption Fee
Euro C	Euros	up to 5%	Euro 5,000,000	1%	None
USD C	USD	up to 5%	US\$ 5,000,000	1%	None
"Euro X" Shares and "USD X" Shares					
Class	Currency	Initial Sales Charge	Minimum Initial Investment	Annual Management Fee	Redemption Fee
Euro X	Euros	None	None	None	None
USD X	USD	None	None	None	None

BNY Mellon Global Bond Fund

"Euro A" Shares and "USD A" Shares					
Class	Currency	Initial Sales Charge	Minimum Initial Investment	Annual Management Fee	Redemption Fee
Euro A	Euros	up to 5%	Euro 5,000	1%	None
USD A	USD	up to 5%	US\$ 5,000	1%	None
"USD B" Shares					
Class	Currency	Initial Sales Charge	Minimum Initial Investment	Annual Management Fee	Redemption Fee
USD B	USD	up to 3.5%	US\$ 5,000	0.85%	None
"Euro C" Shares, "USD C" Shares, "USD C (Inc.)" Shares, "Sterling C (Inc.)" Shares and "Sterling C (Acc.)" Shares					
Class	Currency	Initial Sales Charge	Minimum Initial Investment	Annual Management Fee	Redemption Fee
Euro C	Euros	up to 5%	Euro 5,000,000	0.5%	None
USD C	USD	up to 5%	US\$ 5,000,000	0.5%	None
USD C (Inc.)	USD	up to 5%	US\$ 5,000,000	0.5%	None
Sterling C (Inc.)	GBP	up to 5%	£5,000,000	0.5%	None
Sterling C (Acc.)	GBP	up to 5%	£5,000,000	0.5%	None
"Sterling F (Inc.)" (portfolio hedged) Shares and "Sterling F (Acc.)" (portfolio hedged) Shares					
Class	Currency	Initial Sales Charge	Minimum Initial Investment	Annual Management Fee	Redemption Fee
Sterling F (Inc.) (portfolio hedged)	GBP	up to 5%	£ 5,000	1%	None
Sterling F (Acc.) (portfolio hedged)	GBP	up to 5%	£ 5,000	1%	None
"Sterling G (Inc.)" (portfolio hedged) Shares and "Sterling G (Acc.)" (portfolio hedged) Shares					
Class	Currency	Initial Sales	Minimum Initial	Annual	Redemption Fee

		Charge	Investment	Management Fee	
Sterling G (Inc.) (portfolio hedged)	GBP	up to 5%	£ 5,000,000	0.5%	None
Sterling G (Acc.) (portfolio hedged)	GBP	up to 5%	£ 5,000,000	0.5%	None
"Euro H" (hedged) Shares					
Class	Currency	Initial Sales Charge	Minimum Initial Investment	Annual Management Fee	Redemption Fee
Euro H (hedged)	Euros	up to 5%	Euro 5,000	1%	None
"Euro I" (hedged) Shares					
Class	Currency	Initial Sales Charge	Minimum Initial Investment	Annual Management Fee	Redemption Fee
Euro I (hedged)	Euros	up to 5%	Euro 5,000,000	0.5%	None
"USD M" Shares, "Euro M" (hedged) Shares and "Sterling M (Acc.)" (hedged) Shares					
Class	Currency	Initial Sales Charge	Minimum Initial Investment	Annual Management Fee	Redemption Fee
USD M	USD	up to 5%	US\$ 5,000	1%	None
Euro M (hedged)	Euros	up to 5%	Euro 5,000	1%	None
Sterling M (Acc.) (hedged)	GBP	up to 5%	£5,000	1%	None
"Euro X" Shares, "USD X" Shares, "JPY X" (portfolio hedged) Shares					
Class	Currency	Initial Sales Charge	Minimum Initial Investment	Annual Management Fee	Redemption Fee
Euro X	Euros	None	None	None	None
USD X	USD	None	None	None	None
JPY X (port-folio hedged)	JPY	None	None	None	None

BNY Mellon Global Emerging Markets Equity Value Fund

"Euro A" Shares, "USD A" Shares, "Sterling A (Inc.)" Shares and "Sterling A (Acc.)" Shares					
Class	Currency	Initial Sales Charge	Minimum Initial Investment	Annual Management Fee	Redemption Fee
Euro A	Euros	up to 5%	Euro 5,000	2%	None
USD A	USD	up to 5%	US\$ 5,000	2%	None
Sterling A (Inc.)	GBP	up to 5%	£ 5,000	2%	None
Sterling A (Acc.)	GBP	up to 5%	£ 5,000	2%	None
"Euro B" Shares, "Sterling B (Acc.)" Shares, "Sterling B (Inc.)" Shares and "USD B" Shares					
Class	Currency	Initial Sales Charge	Minimum Initial Investment	Annual Management Fee	Redemption Fee
Euro B	Euros	up to 5%	Euro 10,000	1.5%	None
Sterling B (Acc.)	GBP	up to 5%	£1,000	1.5%	None
Sterling B (Inc.)	GBP	up to 5%	£1,000	1.5%	None
USD B	USD	up to 5%	US\$10,000	1.5%	None
"Euro C" Shares, "USD C" Shares, "Sterling C (Inc.)" Shares and "Sterling C (Acc.)" Shares					
Class	Currency	Initial Sales Charge	Minimum Initial Investment	Annual Management Fee	Redemption Fee
Euro C	Euros	up to 5%	Euro 5,000,000	1%	None
USD C	USD	up to 5%	US\$ 5,000,000	1%	None
Sterling C (Inc.)	GBP	up to 5%	£ 5,000,000	1%	None
Sterling C (Acc.)	GBP	up to 5%	£ 5,000,000	1%	None
"Euro X" Shares and "USD X" Shares					
Class	Currency	Initial Sales Charge	Minimum Initial Investment	Annual Management Fee	Redemption Fee
Euro X	Euros	None	None	None	None
USD X	USD	None	None	None	None

BNY Mellon Global Equity Fund

"Euro A" Shares and "USD A" Shares					
Class	Currency	Initial Sales Charge	Minimum Initial Investment	Annual Management Fee	Redemption Fee
Euro A	Euros	up to 5%	Euro 5,000	2%	None
USD A	USD	up to 5%	US\$ 5,000	2%	None
"Euro B" Shares, "Sterling B (Acc.)" Shares, "Sterling B (Inc.)" Shares and "USD B" Shares					
Class	Currency	Initial Sales Charge	Minimum Initial Investment	Annual Management Fee	Redemption Fee
Euro B	Euros	up to 5%	Euro 10,000	1.5%	None
Sterling B (Acc.)	GBP	up to 5%	£1,000	1.5%	None
Sterling B (Inc.)	GBP	up to 5%	£1,000	1.5%	None
USD B	USD	up to 5%	US\$ 10,000	1.5%	None
"Euro C" Shares and "USD C" Shares					
Class	Currency	Initial Sales Charge	Minimum Initial Investment	Annual Management Fee	Redemption Fee
Euro C	Euros	up to 5%	Euro 5,000,000	1%	None
USD C	USD	up to 5%	US\$ 5,000,000	1%	None
"Euro I" (hedged) Shares					
Class	Currency	Initial Sales Charge	Minimum Initial Investment	Annual Management Fee	Redemption Fee
Euro I (hedged)	Euros	up to 5%	Euro 5,000,000	1%	None
"USD M" Shares, "Euro M" Shares and "Sterling M (Acc.)" Shares					
Class	Currency	Initial Sales Charge	Minimum Initial Investment	Annual Management Fee	Redemption Fee
USD M	USD	up to 5%	US\$ 5,000	2%	None
Euro M	Euros	up to 5%	Euro 5,000	2%	None
Sterling M (Acc.)	GBP	up to 5%	£5,000	2%	None
"Euro X" Shares and "USD X" Shares					
Class	Currency	Initial Sales Charge	Minimum Initial Investment	Annual Management Fee	Redemption Fee
Euro X	Euros	None	None	None	None

USD X	USD	None	None	None	None
----------	-----	------	------	------	------

BNY Mellon Global High Yield Bond Fund (Eur)

"Euro A" Shares, "USD A" Shares, "Sterling A (Inc.)" Shares and "Sterling A (Acc.)" Shares					
Class	Currency	Initial Sales Charge	Minimum Initial Investment	Annual Management Fee	Redemption Fee
Euro A	Euros	up to 5%	Euro 5,000	1.25%	None
USD A	USD	up to 5%	US\$ 5,000	1.25%	None
Sterling A (Inc.)	GBP	up to 5%	£ 5,000	1.25%	None
Sterling A (Acc.)	GBP	up to 5%	£ 5,000	1.25%	None
"Euro C" Shares, "USD C" Shares, "USD C (Inc.)" Shares, "Sterling C (Inc.)" Shares and "Sterling C (Acc.)" Shares					
Class	Currency	Initial Sales Charge	Minimum Initial Investment	Annual Management Fee	Redemption Fee
Euro C	Euros	up to 5%	Euro 5,000,000	1%	None
USD C	USD	up to 5%	US\$ 5,000,000	1%	None
USD C (Inc.)	USD	up to 5%	US\$ 5,000,000	1%	None
Sterling C (Inc.)	GBP	up to 5%	£5,000,000	1%	None
Sterling C (Acc.)	GBP	up to 5%	£5,000,000	1%	None
"Sterling F (Inc.)" (portfolio hedged) Shares and "Sterling F (Acc.)" (portfolio hedged) Shares					
Class	Currency	Initial Sales Charge	Minimum Initial Investment	Annual Management Fee	Redemption Fee
Sterling F (Inc.) (portfolio hedged)	GBP	up to 5%	£ 5,000	1.25%	None
Sterling F (Acc.) (portfolio hedged)	GBP	up to 5%	£ 5,000	1.25%	None

"Sterling G (Inc.)" (portfolio hedged) Shares and "Sterling G (Acc.)" (portfolio hedged) Shares					
Class	Currency	Initial Sales Charge	Minimum Initial Investment	Annual Management Fee	Redemption Fee
Sterling G (Inc.) (portfolio hedged)	GBP	up to 5%	£ 5,000,000	1%	None
Sterling G (Acc.) (portfolio hedged)	GBP	up to 5%	£ 5,000,000	1%	None
"Sterling H (Acc.)" (hedged) Shares, "Sterling H (Inc.)" (hedged) Shares, "USD H (Acc.)" (hedged) Shares and "USD H (Inc.)" (hedged) Shares					
Class	Currency	Initial Sales Charge	Minimum Initial Investment	Annual Management Fee	Redemption Fee
Sterling H (Acc.) (hedged)	GBP	up to 5%	£5,000	1.25%	None
Sterling H (Inc.) (hedged)	GBP	up to 5%	£5,000	1.25%	None
USD H (Acc.) (hedged)	USD	up to 5%	US\$ 5,000	1.25%	None
USD H (Inc.) (hedged)	USD	up to 5%	US\$ 5,000	1.25%	None
"Sterling I (Acc.)" (hedged) Shares, "Sterling I (Inc.)" (hedged) Shares, "USD I (Acc.)" (hedged) Shares and "USD I (Inc.)" (hedged) Shares					
Class	Currency	Initial Sales Charge	Minimum Initial Investment	Annual Management Fee	Redemption Fee
Sterling I (Acc.) (hedged)	GBP	up to 5%	£5,000,000	1%	None
Sterling I (Inc.) (hedged)	GBP	up to 5%	£5,000,000	1%	None
USD I (Acc.) (hedged)	USD	up to 5%	US\$ 5,000,000	1%	None
USD I (Inc.) (hedged)	USD	up to 5%	US\$ 5,000,000	1%	None
"USD X" Shares, "Euro X" Shares and "Euro X (Inc.)" Shares					
Class	Currency	Initial Sales Charge	Minimum Initial Investment	Annual Management Fee	Redemption Fee
USD X	USD	None	None	None	None
Euro X	Euros	None	None	None	None
Euro X (Inc.)	Euros	None	None	None	None

BNY Mellon Global Opportunities Fund

"Euro A" Shares and "USD A" Shares					
Class	Currency	Initial Sales Charge	Minimum Initial Investment	Annual Management Fee	Redemption Fee
Euro A	Euros	up to 5%	Euro 5,000	2%	None
USD A	USD	up to 5%	US\$ 5,000	2%	None
"Euro B" Shares, "Sterling B (Acc.)" Shares, "Sterling B (Inc.)" Shares and "USD B" Shares					
Class	Currency	Initial Sales Charge	Minimum Initial Investment	Annual Management Fee	Redemption Fee
Euro B	Euros	up to 5%	Euro 10,000	1.5%	None
Sterling B (Acc.)	GBP	up to 5%	£1,000	1.5%	None
Sterling B (Inc.)	GBP	up to 5%	£1,000	1.5%	None
USD B	USD	up to 5%	US\$ 10,000	1.5%	None
"Euro C" Shares and "USD C" Shares					
Class	Currency	Initial Sales Charge	Minimum Initial Investment	Annual Management Fee	Redemption Fee
Euro C	Euros	up to 5%	Euro 5,000,000	1%	None
USD C	USD	up to 5%	US\$ 5,000,000	1%	None
"Euro X" Shares and "USD X" Shares					
Class	Currency	Initial Sales Charge	Minimum Initial Investment	Annual Management Fee	Redemption Fee
Euro X	Euros	None	None	None	None
USD X	USD	None	None	None	None

BNY Mellon Japan Equity Fund

"Euro A" Shares and "USD A" Shares					
Class	Currency	Initial Sales Charge	Minimum Initial Investment	Annual Management Fee	Redemption Fee
Euro A	Euros	up to 5%	Euro 5,000	2%	None
USD A	USD	up to 5%	US\$ 5,000	2%	None
"USD B" Shares					
Class	Currency	Initial Sales Charge	Minimum Initial Investment	Annual Management Fee	Redemption Fee
USD B	USD	up to 5%	US\$ 5,000	1.5%	None
"Euro C" Shares and "USD C" Shares					
Class	Currency	Initial Sales Charge	Minimum Initial Investment	Annual Management Fee	Redemption Fee
Euro C	Euros	up to 5%	Euro 5,000,000	1%	None
USD C	USD	up to 5%	US\$ 5,000,000	1%	None
"Euro X" Shares and "USD X" Shares					
Class	Currency	Initial Sales Charge	Minimum Initial Investment	Annual Management Fee	Redemption Fee
Euro X	Euros	None	None	None	None
USD X	USD	None	None	None	None

BNY Mellon U.S. Equity Fund

"Euro A" Shares, "USD A" Shares, "Sterling A (Inc.)" Shares and "Sterling A (Acc.)" Shares					
Class	Currency	Initial Sales Charge	Minimum Initial Investment	Annual Management Fee	Redemption Fee
Euro A	Euros	up to 5%	Euro 5,000	2%	None
USD A	USD	up to 5%	US\$ 5,000	2%	None
Sterling A (Inc.)	GBP	up to 5%	£5,000	2%	None
Sterling A (Acc.)	GBP	up to 5%	£5,000	2%	None
"Euro B" Shares, "Sterling B (Acc.)" Shares, "Sterling B (Inc.)" Shares and "USD B" Shares					
Class	Currency	Initial Sales Charge	Minimum Initial Investment	Annual Management Fee	Redemption Fee
Euro B	Euros	up to 5%	Euro 10,000	1.5%	None
Sterling B (Acc.)	GBP	up to 5%	£1,000	1.5%	None
Sterling B (Inc.)	GBP	up to 5%	£1,000	1.5%	None
USD B	USD	up to 5%	US\$ 10,000	1.5%	None
"Euro H" (hedged) Shares					
Class	Currency	Initial Sales Charge	Minimum Initial Investment	Annual Management Fee	Redemption Fee
Euro H (hedged)	Euros	up to 5%	Euro 5,000	2%	None
"Euro M" Shares, "USD M" Shares, "Sterling M (Inc.)" Shares and "Sterling M (Acc.)" Shares					
Class	Currency	Initial Sales Charge	Minimum Initial Investment	Annual Management Fee	Redemption Fee
Euro M	Euros	up to 5%	Euro 5,000	2%	None
USD M	USD	up to 5%	US\$ 5,000	2%	None
Sterling M (Inc.)	GBP	up to 5%	£5,000	2%	None
Sterling M (Acc.)	GBP	up to 5%	£5,000	2%	None
"Euro C" Shares, "USD C" Shares, "Sterling C (Inc.)" Shares and "Sterling C (Acc.)" Shares					
Class	Currency	Initial Sales Charge	Minimum Initial Investment	Annual Management Fee	Redemption Fee
Euro C	Euros	up to 5%	Euro 5,000,000	1%	None
USD C	USD	up to 5%	US\$ 5,000,000	1%	None
Sterling C (Inc.)	GBP	up to 5%	£5,000,000	1%	None
Sterling C (Acc.)	GBP	up to 5%	£5,000,000	1%	None

"Euro I" (hedged) Shares and "Sterling I (Inc.)" (hedged) Shares					
Class	Currency	Initial Sales Charge	Minimum Initial Investment	Annual Management Fee	Redemption Fee
Euro I (hedged)	Euros	up to 5%	Euro 5,000,000	1%	None
Sterling I (Inc.) (hedged)	GBP	up to 5%	£5,000,000	1%	None
"Sterling J (Acc.)" (hedged) Shares and "Sterling J (Inc.)" (hedged) Shares					
Class	Currency	Initial Sales Charge	Minimum Initial Investment	Annual Management Fee	Redemption Fee
Sterling J (Acc.) (hedged)	GBP	up to 5%	£ 1,000	1.5%	None
Sterling J (Inc.) (hedged)	GBP	up to 5%	£ 1,000	1.5%	None
"Euro X" Shares and "USD X" Shares					
Class	Currency	Initial Sales Charge	Minimum Initial Investment	Annual Management Fee	Redemption Fee
Euro X	Euros	None	None	None	None
USD X	USD	None	None	None	None

BNY Mellon Pan European Equity Fund

"Euro A" Shares and "USD A" Shares					
Class	Currency	Initial Sales Charge	Minimum Initial Investment	Annual Management Fee	Redemption Fee
Euro A	Euros	up to 5%	Euro 5,000	2%	None
USD A	USD	up to 5%	US\$ 5,000	2%	None
"Euro B" Shares, "Sterling B (Acc.)" Shares, "Sterling B (Inc.)" Shares and "USD B" Shares					
Class	Currency	Initial Sales Charge	Minimum Initial Investment	Annual Management Fee	Redemption Fee
Euro B	Euros	up to 5%	Euro 10,000	1.5%	None
Sterling B (Acc.)	GBP	up to 5%	£1,000	1.5%	None
Sterling B (Inc.)	GBP	up to 5%	£1,000	1.5%	None
USD B	USD	up to 5%	US\$ 10,000	1.5%	None
"Euro C" Shares and "USD C" Shares					
Class	Currency	Initial Sales Charge	Minimum Initial Investment	Annual Management Fee	Redemption Fee
Euro C	Euros	up to 5%	Euro 5,000,000	1%	None
USD C	USD	up to 5%	US\$ 5,000,000	1%	None
"Euro G" (portfolio hedged) Shares					
Class	Currency	Initial Sales Charge	Minimum Initial Investment	Annual Management Fee	Redemption Fee
Euro G (portfolio hedged)	Euros	up to 5%	Euro 5,000,000	1%	None
"Euro X" Shares and "USD X" Shares					
Class	Currency	Initial Sales Charges	Minimum Initial Investment	Annual Management Fee	Redemption Fee
Euro X	Euros	None	None	None	None
USD X	USD	None	None	None	None

BNY Mellon Sterling Bond Fund

"Euro A" Shares and "Sterling A" Shares					
Class	Currency	Initial Sales Charge	Minimum Initial Investment	Annual Management Fee	Redemption Fee
Euro A	Euros	up to 5%	Euro 5,000	1%	None
Sterling A	GBP	up to 5%	£ 5,000	1%	None
"Sterling B" Shares					
Class	Currency	Initial Sales Charge	Minimum Initial Investment	Annual Management Fee	Redemption Fee
Sterling B	GBP	up to 3.5%	£5,000	0.85%	None
"Euro C" Shares, "Sterling C" Shares, "Sterling C (Inc.)" Shares and "Sterling C (Acc.)" Shares					
Class	Currency	Initial Sales Charge	Minimum Initial Investment	Annual Management Fee	Redemption Fee
Euro C	Euros	up to 5%	Euro 5,000,000	0.5%	None
Sterling C	GBP	up to 5%	£5,000,000	0.5%	None
Sterling C (Inc.)	GBP	up to 5%	£ 5,000,000	0.5%	None
Sterling C (Acc.)	GBP	up to 5%	£ 5,000,000	0.5%	None
"Euro X" Shares and "Sterling X" Shares					
Class	Currency	Initial Sales Charge	Minimum Initial Investment	Annual Management Fee	Redemption Fee
Euro X	Euros	None	None	None	None
Sterling X	GBP	None	None	None	None

BNY Mellon UK Equity Fund

"Euro A" Shares, "Sterling A" Shares and "Sterling A (Inc.)" Shares					
Class	Currency	Initial Sales Charge	Minimum Initial Investment	Annual Management Fee	Redemption Fee
Euro A	Euros	up to 5%	Euro 5,000	2%	None
Sterling A	GBP	up to 5%	£ 5,000	2%	None
Sterling A (Inc.)	GBP	up to 5%	£ 5,000	2%	None
"Euro B" Shares, "Sterling B" Shares, "Sterling B (Acc.)" Shares, "Sterling B" (Inc.) Shares and "USD B" Shares					
Class	Currency	Initial Sales Charge	Minimum Initial Investment	Annual Management Fee	Redemption Fee
Euro B	Euros	up to 5%	Euro 10,000	1.5%	None
Sterling B	GBP	up to 5%	£1,000	1.5%	None
Sterling B (Acc.)	GBP	up to 5%	£1,000	1.5%	None
Sterling B (Inc.)	GBP	up to 5%	£1,000	1.5%	None
USD B	USD	up to 5%	US\$ 10,000	1.5%	None
"Euro C" Shares, "Sterling C", Shares "Sterling C (Inc.)" Shares and "Sterling C (Acc.)" Shares					
Class	Currency	Initial Sales Charge	Minimum Initial Investment	Annual Management Fee	Redemption Fee
Euro C	Euros	up to 5%	Euro 5,000,000	1%	None
Sterling C	GBP	up to 5%	£5,000,000	1%	None
Sterling C (Inc.)	GBP	up to 5%	£5,000,000	1%	None
Sterling C (Acc.)	GBP	up to 5%	£5,000,000	1%	None
"Euro X" Shares and "Sterling X" Shares					
Class	Currency	Initial Sales Charge	Minimum Initial Investment	Annual Management Fee	Redemption Fee
Euro X	Euros	None	None	None	None
Sterling X	GBP	None	None	None	None

BNY Mellon S&P 500® Index Tracker

"Euro A" Shares and "USD A" Shares					
Class	Currency	Initial Sales Charge	Minimum Initial Investment	Annual Management Fee	Redemption Fee
Euro A	Euros	up to 5%	Euro 5,000	1%	None
USD A	USD	up to 5%	US\$ 5,000	1%	None
"Euro C" Shares and "USD C" Shares					
Class	Currency	Initial Sales Charge	Minimum Initial Investment	Annual Management Fee	Redemption Fee
Euro C	Euros	up to 5%	Euro 5,000,000	0.3%	None
USD C	USD	up to 5%	US\$ 5,000,000	0.3%	None
"Euro X" Shares and "USD X" Shares					
Class	Currency	Initial Sales Charge	Minimum Initial Investment	Annual Management Fee	Redemption Fee
Euro X	Euros	None	None	None	None
USD X	USD	None	None	None	None

BNY Mellon U.S. Dynamic Value Fund

"Euro A" Shares, "USD A" Shares and "Sterling A (Acc.)" Shares					
Class	Currency	Initial Sales Charge	Minimum Initial Investment	Annual Management Fee	Redemption Fee
Euro A	Euros	up to 5%	Euro 5,000	2%	None
USD A	USD	up to 5%	US\$ 5,000	2%	None
Sterling A (Acc.)	GBP	up to 5%	£ 5,000	2%	None
"Euro B" Shares, "Sterling B (Acc.)" Shares, "Sterling B (Inc.)" Shares and "USD B" Shares					
Class	Currency	Initial Sales Charge	Minimum Initial Investment	Annual Management Fee	Redemption Fee
Euro B	Euros	up to 5%	Euro 10,000	1.5%	None
Sterling B (Acc.)	GBP	up to 5%	£1,000	1.5%	None
Sterling B (Inc.)	GBP	up to 5%	£1,000	1.5%	None
USD B	USD	up to 5%	US\$ 10,000	1.5%	None
"Euro C" Shares, "USD C" Shares, "Sterling C (Inc.)" Shares and "Sterling C (Acc.)" Shares					
Class	Currency	Initial Sales Charge	Minimum Initial Investment	Annual Management Fee	Redemption Fee
Euro C	Euros	up to 5%	Euro 5,000,000	1%	None
USD C	USD	up to 5%	US\$ 5,000,000	1%	None
Sterling C (Inc.)	GBP	up to 5%	£5,000,000	1%	None
Sterling C (Acc.)	GBP	up to 5%	£5,000,000	1%	None
"Euro X" Shares, "USD X" Shares and "USD X (Inc.)" Shares					
Class	Currency	Initial Sales Charge	Minimum Initial Investment	Annual Management Fee	Redemption Fee
Euro X	Euros	None	None	None	None
USD X	USD	None	None	None	None
USD X (Inc.)	USD	None	None	None	None

BNY Mellon Euroland Bond Fund

" Euro A " Shares, "Euro A (Inc.)" Shares, "USD A" Shares and "USD A (Inc.)" Shares					
Class	Currency	Initial Sales Charge	Minimum Initial Investment	Annual Management Fee	Redemption Fee
Euro A	Euros	up to 5%	Euro 5,000	1%	None
Euro A (Inc.)	Euros	Up to 5%	Euro 5,000	1%	None
USD A	USD	up to 5%	US\$ 5,000	1%	None
USD A (Inc.)	USD	up to 5%	US\$ 5,000	1%	None
" Euro B " Shares, "Euro B (Inc.)" Shares, "USD B" Shares and "USD B (Inc.)" Shares					
Class	Currency	Initial Sales Charge	Minimum Initial Investment	Annual Management Fee	Redemption Fee
Euro B	Euros	up to 5%	Euro 10,000	0.75%	None
Euro B (Inc.)	Euros	up to 5%	Euro 10,000	0.75%	None
USD B	USD	up to 5%	US\$ 10,000	0.75%	None
USD B (Inc.)	USD	up to 5%	US\$ 10,000	0.75%	None
"Euro C" Shares, "Euro C (Inc.)" Shares, "USD C" Shares, "USD C (Inc.)" Shares, "Sterling C (Inc.)" Shares and "Sterling C (Acc.)" Shares					
Class	Currency	Initial Sales Charge	Minimum Initial Investment	Annual Management Fee	Redemption Fee
Euro C	Euros	up to 5%	Euro 5,000,000	0.5%	None
Euro C (Inc.)	Euros	up to 5%	Euro 5,000,000	0.5%	None
USD C	USD	up to 5%	US\$ 5,000,000	0.5%	None
USD C (Inc.)	USD	up to 5%	US\$ 5,000,000	0.5%	None
Sterling C (Inc.)	GBP	up to 5%	£5,000,000	0.5%	None
Sterling C (Acc.)	GBP	up to 5%	£5,000,000	0.5%	None
"CHF H" (hedged) Shares, "Sterling H (Acc.)" (hedged) Shares and "Sterling H (Inc.)" (hedged) Shares					
Class	Currency	Initial Sales Charge	Minimum Initial Investment	Annual Management Fee	Redemption Fee
CHF H (hedged)	CHF	up to 5%	CHF 5,000	1%	None
Sterling H (Acc.) (hedged)	GBP	up to 5%	£5,000	1%	None
Sterling H (Inc.) (hedged)	GBP	up to 5%	£5,000	1%	None
"CHF I" (hedged) Shares, "Sterling I (Acc.)" (hedged) Shares, "Sterling I (Inc.)" (hedged) Shares, "USD I (Acc.)" (hedged) Shares and "USD I (Inc.)" (hedged) Shares					
Class	Currency	Initial Sales Charge	Minimum Initial Investment	Annual Management Fee	Redemption Fee
CHF I (hedged)	CHF	up to 5%	CHF 5,000,000	0.5%	None
Sterling I (Acc.) (hedged)	GBP	up to 5%	£5,000,000	0.5%	None

Sterling I (Inc.) (hedged)	GBP	up to 5%	£5,000,000	0.5%	None
USD I (Acc.) (hedged)	USD	up to 5%	US\$ 5,000,000	0.5%	None
USD I (Inc.) (hedged)	USD	up to 5%	US\$ 5,000,000	0.5%	None
"Euro M" Shares, "Sterling M (Acc.)" (hedged) Shares and "USD M" (hedged) Shares					
<i>Class</i>	<i>Currency</i>	Initial Sales Charge	Minimum Initial Investment	Annual Management Fee	Redemption Fee
Euro M	Euros	up to 5%	Euro 5,000	1%	None
Sterling M (Acc.) (hedged)	GBP	up to 5%	£5,000	1%	None
USD M (hedged)	USD	up to 5%	US\$5,000	1%	None
"Euro X" Shares and "USD X" Shares					
Class	Currency	Initial Sales Charge	Minimum Initial Investment	Annual Management Fee	Redemption Fee
Euro X	Euros	None	None	None	None
USD X	USD	None	None	None	None

BNY Mellon Emerging Markets Debt Fund

"Euro A" Shares and "USD A" Shares					
Class	Currency	Initial Sales Charge	Minimum Initial Investment	Annual Management Fee	Redemption Fee
Euro A	Euros	up to 5%	Euro 5,000	1.5%	None
USD A	USD	up to 5%	US\$ 5,000	1.5%	None
"Euro C" Shares, "USD C" Shares, "Sterling C (Inc.)" Shares and "Sterling C (Acc.)" Shares					
Class	Currency	Initial Sales Charge	Minimum Initial Investment	Annual Management Fee	Redemption Fee
Euro C	Euros	up to 5%	Euro 5,000,000	1%	None
USD C	USD	up to 5%	US\$ 5,000,000	1%	None
Sterling C (Inc.)	GBP	up to 5%	£5,000,000	1%	None
Sterling C (Acc.)	GBP	up to 5%	£5,000,000	1%	None
"Euro H (Acc.)" (hedged) Shares, "Euro H (Inc.)" (hedged) Shares, "Sterling H (Acc.)" (hedged) Shares and "Sterling H (Inc.)" (hedged) Shares					
Class	Currency	Initial Sales Charge	Minimum Initial Investment	Annual Management Fee	Redemption Fee
Euro H (Acc.) (hedged)	Euros	up to 5%	Euro 5,000	1.5%	None
Euro H (Inc.) (hedged)	Euros	up to 5%	Euro 5,000	1.5%	None
Sterling H (Acc.) (hedged)	GBP	up to 5%	£5,000	1.5%	None
Sterling H (Inc.) (hedged)	GBP	up to 5%	£5,000	1.5%	None
"Euro I (Inc.)" (hedged) Shares, "Euro I (Acc.)" (hedged) Shares, "Sterling I (Acc.)" (hedged) Shares and "Sterling I (Inc.)" (hedged) Shares					
Class	Currency	Initial Sales Charge	Minimum Initial Investment	Annual Management Fee	Redemption Fee
Euro I (Inc.) (hedged)	Euros	up to 5%	Euro 5,000,000	1%	None
Euro I (Acc.) (hedged)	Euros	up to 5%	Euro 5,000,000	1%	None
Sterling I (Acc.) (hedged)	GBP	up to 5%	£5,000,000	1%	None
Sterling I (Inc.) (hedged)	GBP	up to 5%	£5,000,000	1%	None
"Euro X" Shares, "USD X" Shares and "USD X (Inc.)" Shares					
Class	Currency	Initial Sales Charge	Minimum Initial Investment	Annual Management Fee	Redemption Fee
Euro X	Euros	None	None	None	None
USD X	USD	None	None	None	None
USD X (Inc.)	USD	None	None	None	None

BNY Mellon Emerging Markets Debt Local Currency Fund

"Euro A" Shares, "Euro A (Inc.)" Shares, "USD A" Shares, "USD A" Shares, "Sterling A (Acc.)" Shares and "Sterling A (Inc.)" Shares					
Class	Currency	Initial Sales Charge	Minimum Initial Investment	Annual Management Fee	Redemption Fee
Euro A	Euros	up to 5%	Euro 5,000	1.5%	None
Euro A (Inc.)	Euros	up to 5%	Euro 5,000	1.5%	None
USD A	USD	up to 5%	US\$ 5,000	1.5%	None
USD A (Inc.)	USD	up to 5%	US\$ 5,000	1.5%	None
Sterling A (Acc.)	GBP	up to 5%	£ 5,000	1.5%	None
Sterling A (Inc.)	GBP	up to 5%	£ 5,000	1.5%	None
"Sterling B (Acc.)" Shares and "Sterling B (Inc.)" Shares					
Class	Currency	Initial Sales Charge	Minimum Initial Investment	Annual Management Fee	Redemption Fee
Sterling B (Acc.)	GBP	up to 5%	£1,000	1.25%	None
Sterling B (Inc.)	GBP	up to 5%	£1,000	1.25%	None
"Euro C" Shares, "Euro C (Inc.)" Shares, "USD C" Shares, "USD C (Inc.)" Shares, "Sterling C (Acc.)" Shares and "Sterling C (Inc.)" Shares					
Class	Currency	Initial Sales Charge	Minimum Initial Investment	Annual Management Fee	Redemption Fee
Euro C	Euros	up to 5%	Euro 5,000,000	1%	None
Euro C (Inc.)	Euros	up to 5%	Euro 5,000,000	1%	None
USD C	USD	up to 5%	US\$ 5,000,000	1%	None
USD C (Inc.)	USD	up to 5%	US\$ 5,000,000	1%	None
Sterling C (Acc.)	GBP	up to 5%	£ 5,000,000	1%	None
Sterling C (Inc.)	GBP	up to 5%	£ 5,000,000	1%	None
"Euro H" (hedged) Shares, "Sterling H (Acc.)" (hedged) Shares, "Sterling H (Inc.)" (hedged) Shares and "CHF H" (hedged) Shares					
Class	Currency	Initial Sales Charge	Minimum Initial Investment	Annual Management Fee	Redemption Fee
Euro H (hedged)	Euros	up to 5%	Euro 5,000	1.5%	None
Sterling H (Acc.) (hedged)	GBP	up to 5%	£5,000	1.5%	None
Sterling H (Inc.) (hedged)	GBP	up to 5%	£5,000	1.5%	None
CHF H (hedged)	CHF	up to 5%	CHF5,000	1.5%	None

"Euro I" (hedged), "Euro I (Inc.)" (hedged) Shares and "CHF I" (hedged) Shares					
Class	Currency	Initial Sales Charge	Minimum Initial Investment	Annual Management Fee	Redemption Fee
Euro I (hedged)	Euros	up to 5%	€5,000,000	1%	None
Euro I (Inc.) (hedged)	Euros	up to 5%	€25,000,000	0.75%	None
CHF I (hedged)	CHF	up to 5%	€5,000,000	1%	None
"Sterling J (Acc.)" (hedged) Shares and "Sterling J (Inc.)" (hedged) Shares					
Class	Currency	Initial Sales Charge	Minimum Initial Investment	Annual Management Fee	Redemption Fee
Sterling J (Acc.) (hedged)	GBP	up to 5%	£1,000	1.25%	None
Sterling J (Inc.) (hedged)	GBP	up to 5%	£1,000	1.25%	None
"USD M" Shares, "Euro M" (hedged) Shares and "Sterling M (Acc.)" (hedged) Shares					
Class	Currency	Initial Sales Charge	Minimum Initial Investment	Annual Management Fee	Redemption Fee
USD M	USD	up to 5%	US\$ 5,000	1.5%	None
Euro M (hedged)	Euros	up to 5%	Euro 5,000	1.5%	None
Sterling M (Acc.) (hedged)	GBP	up to 5%	£5,000	1.5%	None
"Euro X" Shares, "Euro X (Inc.)" Shares, "USD X" Shares, "USD X (Inc.)" Shares and "JPY X" Shares					
Class	Currency	Initial Sales Charge	Minimum Initial Investment	Annual Management Fee	Redemption Fee
Euro X	Euros	None	None	None	None
Euro X (Inc.)	Euros	None	None	None	None
USD X	USD	None	None	None	None
USD X (Inc.)	USD	None	None	None	None
JPY X	JPY	None	None	None	None

BNY Mellon Evolution Global Alpha Fund

"Euro A" Shares and "USD A" Shares							
Class	Currency	Initial Sales Charge	Minimum Initial Investment	Annual Management Fee	Redemption Fee	Performance Fee	Benchmark
Euro A	Euros	up to 5%	Euro 5,000	2.5%	None	None	1 month EURIBOR
USD A	USD	up to 5%	US\$ 5,000	2.5%	None	None	1 month EURIBOR
"Euro C" Shares and "USD C" Shares							
Class	Currency	Initial Sales Charge	Minimum Initial Investment	Annual Management Fee	Redemption Fee	Performance Fee	Benchmark
Euro C	Euros	up to 5%	Euro 5,000,000	0.75%	None	20% - Model A	1 month EURIBOR
USD C	USD	up to 5%	US\$ 5,000,000	0.75%	None	20% - Model A	1 month EURIBOR
"Euro D" Shares and "USD D" Shares							
Class	Currency	Initial Sales Charge	Minimum Initial Investment	Annual Management Fee	Redemption Fee	Performance Fee	Benchmark
Euro D	Euros	up to 5%	Euro 5,000,000	1.5%	None	None	1 month EURIBOR
USD D	USD	up to 5%	US\$ 5,000,000	1.5%	None	None	1 month EURIBOR
"Sterling H (Acc.)" (hedged) Shares and "USD H" (hedged) Shares							
Class	Currency	Initial Sales Charge	Minimum Initial Investment	Annual Management Fee	Redemption Fee	Performance Fee	Benchmark
Sterling H (Acc.) (hedged)	GBP	up to 5%	£ 5,000	2.5%	None	None	1 month GBP LIBOR
USD H (hedged)	USD	up to 5%	US\$ 5,000	2.5%	None	None	1 month USD LIBOR
"Sterling I (Acc.)" (hedged) Shares and "USD I" (hedged) Shares							
Class	Currency	Initial Sales Charge	Minimum Initial Investment	Annual Management Fee	Redemption Fee	Performance Fee	Benchmark
Sterling I (Acc.) (hedged)	GBP	up to 5%	£ 5,000,000	1.5%	None	None	1 month GBP LIBOR
USD I (hedged)	USD	up to 5%	US\$ 5,000,000	1.5%	None	None	1 month USD LIBOR

"Euro P" Shares and "USD P" Shares							
Class	Currency	Initial Sales Charge	Minimum Initial Investment	Annual Management Fee	Redemption Fee	Performance Fee	Benchmark
Euro P	Euros	up to 5%	Euro 25,000	1.5%	None	20% - Model A	1 month EURIBOR
USD P	USD	up to 5%	US\$ 25,000	1.5%	None	20% - Model A	1 month EURIBOR
"Euro R" Shares and "USD R" Shares							
Class	Currency	Initial Sales Charge	Minimum Initial Investment	Annual Management Fee	Redemption Fee	Performance Fee	Benchmark
Euro R	Euros	up to 5%	Euro 25,000	1.5%	None	20% - Model B	1 month EURIBOR
USD R	USD	up to 5%	US\$ 25,000	1.5%	None	20% - Model B	1 month EURIBOR
"Euro S" Shares and "USD S" Shares							
Class	Currency	Initial Sales Charge	Minimum Initial Investment	Annual Management Fee	Redemption Fee	Performance Fee	Benchmark
Euro S	Euros	up to 5%	Euro 5,000,000	0.75%	None	20% - Model B	1 month EURIBOR
USD S	USD	up to 5%	US\$ 5,000,000	0.75%	None	20% - Model B	1 month EURIBOR
"Euro X" Shares and "USD X" Shares							
Class	Currency	Initial Sales Charge	Minimum Initial Investment	Annual Management Fee	Redemption Fee	Performance Fee	Benchmark
Euro X	Euros	None	None	None	None	None	1 month EURIBOR
USD X	USD	None	None	None	None	None	1 month EURIBOR

BNY Mellon Japan Equity Value Fund

"JPY A" Shares and "Euro A" Shares					
Class	Currency	Initial Sales Charge	Minimum Initial Investment	Annual Management Fee	Redemption Fee
JPY A	JPY	up to 5%	¥ 500,000	2%	None
Euro A	Euros	up to 5%	Euro 5,000	2%	None
"JPY C" Shares, "Euro C" Shares, "Sterling C (Inc.)" Shares and "Sterling C (Acc.)" Shares					
Class	Currency	Initial Sales Charge	Minimum Initial Investment	Annual Management Fee	Redemption Fee
JPY C	JPY	up to 5%	¥ 500,000,000	1%	None
Euro C	Euros	up to 5%	Euro 5,000,000	1%	None
Sterling C (Inc.)	GBP	up to 5%	£5,000,000	1%	None
Sterling C (Acc.)	GBP	up to 5%	£5,000,000	1%	None
"JPY X" Shares and "Euro X" Shares					
Class	Currency	Initial Sales Charge	Minimum Initial Investment	Annual Management Fee	Redemption Fee
JPY X	JPY	None	None	None	None
Euro X	Euros	None	None	None	None

BNY Mellon Evolution Currency Option Fund

"Euro A" Shares							
Class	Currency	Initial Sales Charge	Minimum Initial Investment	Annual Management Fee	Redemption Fee	Performance Fee	Benchmark
Euro A	Euros	up to 5%	Euro 5,000	3.25%	None	None	1 month EURIBOR

"Euro C" Shares							
Class	Currency	Initial Sales Charge	Minimum Initial Investment	Annual Management Fee	Redemption Fee	Performance Fee	Benchmark
Euro C	Euros	up to 5%	Euro 5,000,000	1.25%	None	20% - Model A	1 month EURIBOR

"Euro D" Shares							
Class	Currency	Initial Sales Charge	Minimum Initial Investment	Annual Management Fee	Redemption Fee	Performance Fee	Benchmark
Euro D	Euros	up to 5%	Euro 5,000,000	2.5%	None	None	1 month EURIBOR

"Sterling K" (hedged) Shares and "USD K" (hedged) Shares							
Class	Currency	Initial Sales Charge	Minimum Initial Investment	Annual Management Fee	Redemption Fee	Performance Fee	Benchmark
Sterling K (hedged)	GBP	up to 5%	£ 5,000,000	1.25%	None	20% - Model A	1 month GBP LIBOR
USD K (hedged)	USD	up to 5%	US\$ 5,000,000	1.25%	None	20% - Model A	1 month USD LIBOR

"Euro P" Shares							
Class	Currency	Initial Sales Charge	Minimum Initial Investment	Annual Management Fee	Redemption Fee	Performance Fee	Benchmark
Euro P	Euros	up to 5%	Euro 25,000	2%	None	20% - Model A	1 month EURIBOR

"Euro R" Shares							
Class	Currency	Initial Sales Charge	Minimum Initial Investment	Annual Management Fee	Redemption Fee	Performance Fee	Benchmark
Euro R	Euros	Up to 5%	Euro 25,000	2%	None	20% - Model B	1 month EURIBOR

"Euro S" Shares							
------------------------	--	--	--	--	--	--	--

Class	Currency	Initial Sales Charge	Minimum Initial Investment	Annual Management Fee	Redemption Fee	Performance Fee	Benchmark
Euro S	Euros	up to 5%	Euro 5,000,000	1.25%	None	20% - Model B	1 month EURIBOR

"Sterling T" (Inc.) (hedged) Shares, "Sterling T" (Acc.) (hedged) Shares and "USD T" (hedged) Shares							
Class	Currency	Initial Sales Charge	Minimum Initial Investment	Annual Management Fee	Redemption Fee	Performance Fee	Benchmark
Sterling T (Inc.) (hedged)	GBP	up to 5%	£ 5,000,000	1.25%	None	20% - Model B	1 month GBP LIBOR
Sterling T (Acc.) (hedged)	GBP	up to 5%	£ 5,000,000	1.25%	None	20% - Model B	1 month GBP LIBOR
USD T (hedged)	<i>USD</i>	up to 5%	US\$ 5,000,000	1.25%	None	20% - Model B	1 month USD LIBOR
"Euro X" Shares							
Class	Currency	Initial Sales Charge	Minimum Initial Investment	Annual Management Fee	Redemption Fee	Performance Fee	Benchmark
Euro X	Euros	None	None	None	None	None	1 month EURIBOR

BNY Mellon Brazil Equity Fund

"Euro A" Shares, "USD A" Shares, "Sterling A (Acc.)" Shares and "Sterling A (Inc.)" Shares					
Class	Currency	Initial Sales Charge	Minimum Initial Investment	Annual Management Fee	Redemption Fee
Euro A	Euros	up to 5%	Euro 5,000	2%	None
USD A	USD	up to 5%	US\$ 5,000	2%	None
Sterling A (Acc.)	GBP	up to 5%	£ 5,000	2%	None
Sterling A (Inc.)	GBP	up to 5%	£ 5,000	2%	None
"Euro B" Shares, "USD B" Shares, Sterling B (Acc.)" Shares and "Sterling B (Inc.)" Shares					
Class	Currency	Initial Sales Charge	Minimum Initial Investment	Annual Management Fee	Redemption Fee
Euro B	Euros	up to 5%	Euro 10,000	1.5%	None
USD B	USD	up to 5%	US\$ 10,000	1.5%	None
Sterling B (Acc.)	GBP	up to 5%	£ 1,000	1.5%	None
Sterling B (Inc.)	GBP	up to 5%	£ 1,000	1.5%	None
"Euro C" Shares, "USD C" Shares, "Sterling C (Acc.)" Shares and "Sterling C (Inc.)" Shares					
Class	Currency	Initial Sales Charge	Minimum Initial Investment	Annual Management Fee	Redemption Fee
Euro C	Euros	up to 5%	Euro 5,000,000	1%	None
USD C	USD	up to 5%	US\$ 5,000,000	1%	None
Sterling C (Acc.)	GBP	up to 5%	£5,000,000	1%	None
Sterling C (Inc.)	GBP	up to 5%	£5,000,000	1%	None
"USD M" Shares, "Euro M" Shares and "Sterling M (Acc.) " Shares					
Class	Currency	Initial Sales Charge	Minimum Initial Investment	Annual Management Fee	Redemption Fee
USD M	USD	up to 5%	US\$ 5,000	2%	None
Euro M	Euros	up to 5%	Euro 5,000	2%	None
Sterling M (Acc.)	GBP	up to 5%	£5,000	2%	None
"Euro X" Shares and "USD X" Shares					

Class	Currency	Initial Sales Charge	Minimum Initial Investment	Annual Management Fee	Redemption Fee
Euro X	Euros	None	None	None	None
USD X	USD	None	None	None	None

BNY Mellon Long -Term Global Equity Fund

"Euro A" Shares, "USD A" Shares, "Sterling A (Inc.)" Shares and "Sterling A (Acc.)" Shares							
Class	Currency	Initial Sales Charge	Minimum Initial Investment	Annual Management Fee	Redemption Fee		
Euro A	Euros	up to 5%	Euro 5,000	2%	None		
USD A	USD	up to 5%	US\$ 5,000	2%	None		
Sterling A (Inc.)	GBP	up to 5%	£ 5,000	2%	None		
Sterling A (Acc.)	GBP	up to 5%	£ 5,000	2%	None		
"Euro B" Shares, "Sterling B (Acc.)" Shares, "Sterling B (Inc.)" Shares and "USD B" Shares							
Class	Currency	Initial Sales Charge	Minimum Initial Investment	Annual Management Fee	Redemption Fee		
Euro B	Euros	up to 5%	Euro 10,000	1.5%	None		
Sterling B (Acc.)	GBP	up to 5%	£1,000	1.5%	None		
Sterling B (Inc.)	GBP	up to 5%	£1,000	1.5%	None		
USD B	USD	up to 5%	US\$ 10,000	1.5%	None		
"Euro C" Shares, "USD C" Shares, "Sterling C (Acc.)" Shares and "Euro C (Inc.)" Shares							
Class	Currency	Initial Sales Charge	Minimum Initial Investment	Annual Management Fee	Redemption Fee		
Euro C	Euros	up to 5%	Euro 5,000,000	1%	None		
USD C	USD	up to 5%	US\$ 5,000,000	1%	None		
Sterling C (Acc.)	GBP	up to 5%	£ 5,000,000	1%	None		
Euro C (Inc.)	Euros	Up to 5%	Euro 5,000,000	1%	None		
"Euro M" Shares, "USD M" Shares and "Sterling M (Acc.)" Shares							
Euro M	Euros	up to 5%	Euro 5,000	2%	None		
USD M	USD	up to 5%	US\$ 5,000	2%	None		
Sterling M (Acc.)	GBP	up to 5%	£5,000	2%	None		
"Euro S" Shares							
Class	Currency	Initial Sales Charge	Minimum Initial Investment	Annual Management Fee	Redemption Fee	Performance Fee	Benchmark
Euro S	Euros	up to 5%	EUR 5,000,000	0.5%	None	15%	MSCI World Daily (with net dividends reinvested) <i>In Euro terms</i>

"USD T" (hedged) Shares							
Class	Currency	Initial Sales Charge	Minimum Initial Investment	Annual Management Fee	Redemption Fee	Performance Fee	Benchmark
USD T (hedged)	USD	up to 5%	USD 5,000,000	0.5%	None	15%	MSCI World Daily (with net dividends reinvested) <i>In USD terms</i>
"Euro X" Shares, "USD X" Shares and "Sterling X" Shares							
Class	Currency	Initial Sales Charge	Minimum Initial Investment	Annual Management Fee	Redemption Fee		
Euro X	Euros	None	None	None	None	None	
USD X	USD	None	None	None	None	None	
Sterling X	GBP	None	None	None	None	None	

BNY Mellon Vietnam, India and China (VIC) Fund

"Euro A" Shares, "USD A" Shares and "Sterling A (Acc.)" Shares					
Class	Currency	Initial Sales Charge	Minimum Initial Investment	Annual Management Fee	Redemption Fee
Euro A	Euros	up to 5%	Euro 5,000	2%	None
USD A	USD	up to 5%	US\$ 5,000	2%	None
Sterling A (Acc.)	GBP	up to 5%	£ 5,000	2%	None
"Euro B" Shares, "USD B" Shares, "Sterling B (Acc.)" Shares and "Sterling B (Inc.)" Shares					
Class	Currency	Initial Sales Charge	Minimum Initial Investment	Annual Management Fee	Redemption Fee
Euro B	Euros	up to 5%	Euro 10,000	1.5%	None
USD B	USD	up to 5%	US\$ 10,000	1.5%	None
Sterling B (Acc.)	GBP	up to 5%	£1,000	1.5%	None
Sterling B (Inc.)	GBP	up to 5%	£1,000	1.5%	None
"Euro C" Shares, "USD C" Shares, "Sterling C (Acc.)" Shares and "Sterling C (Inc.)" Shares					
Class	Currency	Initial Sales Charge	Minimum Initial Investment	Annual Management Fee	Redemption Fee
Euro C	Euros	up to 5%	Euro 5,000,000	1%	None
USD C	USD	up to 5%	US\$ 5,000,000	1%	None
Sterling C (Acc.)	GBP	up to 5%	£5,000,000	1%	None
Sterling C (Inc.)	GBP	up to 5%	£5,000,000	1%	None
"USD M" Shares, "Euro M" Shares and "Sterling M (Acc.)" Shares					
Class	Currency	Initial Sales Charge	Minimum Initial Investment	Annual Management Fee	Redemption Fee
USD M	USD	up to 5%	US\$ 5,000	2%	None
Euro M	Euros	up to 5%	Euro 5,000	2%	None
Sterling M (Acc.)	GBP	up to 5%	£5,000	2%	None
"Euro X" Shares, "JPY X" Shares and "USD X" Shares					
Class	Currency	Initial Sales Charge	Minimum Initial Investment	Annual Management Fee	Redemption Fee
Euro X	Euros	None	None	None	None

JPY X	JPY	None	None	None	None
USD X	USD	None	None	None	None

BNY Mellon Global Property Securities Fund

"Euro A" Shares, "USD A" Shares, "Sterling A (Acc.)" Shares and "Sterling A (Inc.)" Shares					
Class	Currency	Initial Sales Charge	Minimum Initial Investment	Annual Management Fee	Redemption Fee
Euro A	Euros	up to 5%	Euro 5,000	2%	None
USD A	USD	up to 5%	US\$ 5,000	2%	None
Sterling A (Acc.)	GBP	up to 5%	£ 5,000	2%	None
Sterling A (Inc.)	GBP	up to 5%	£ 5,000	2%	None
"Euro B" Shares, "USD B" Shares, Sterling B (Acc.)" Shares and "Sterling B (Inc.)" Shares					
Class	Currency	Initial Sales Charge	Minimum Initial Investment	Annual Management Fee	Redemption Fee
Euro B	Euros	up to 5%	Euro 10,000	1.5%	None
USD B	USD	up to 5%	US\$ 10,000	1.5%	None
Sterling B (Acc.)	GBP	up to 5%	£ 1,000	1.5%	None
Sterling B (Inc.)	GBP	up to 5%	£ 1,000	1.5%	None
"Euro C" Shares, "USD C" Shares, "Sterling C (Inc.)" Shares and "Sterling C (Acc.)" Shares					
Class	Currency	Initial Sales Charge	Minimum Initial Investment	Annual Management Fee	Redemption Fee
Euro C	Euros	up to 5%	Euro 5,000,000	1%	None
USD C	USD	up to 5%	US\$ 5,000,000	1%	None
Sterling C (Inc.)	GBP	up to 5%	£ 5,000,000	1%	None
Sterling C (Acc.)	GBP	up to 5%	£ 5,000,000	1%	None
"Sterling H (Inc.)" (hedged) Shares and "Sterling H (Acc.)" (hedged) Shares					
Class	Currency	Initial Sales Charge	Minimum Initial Investment	Annual Management Fee	Redemption Fee
Sterling H (Inc.) (hedged)	GBP	up to 5%	£ 5,000	2%	None
Sterling H (Acc.) (hedged)	GBP	up to 5%	£ 5,000	2%	None
"Sterling I (Acc.)" (hedged) Shares and "Sterling I (Inc.)" (hedged) Shares					
Class	Currency	Initial Sales Charge	Minimum Initial Investment	Annual Management Fee	Redemption Fee
Sterling I (Acc.)	GBP	up to 5%	£5,000,000	1%	None

(hedged)					
Sterling I (Inc.) (hedged)	GBP	up to 5%	£5,000,000	1%	None
"Sterling J (Acc.)" (hedged) Shares and "Sterling J (Inc.)" (hedged) Shares					
Class	Currency	Initial Sales Charge	Minimum Initial Investment	Annual Management Fee	Redemption Fee
Sterling J (Acc.) (hedged)	GBP	up to 5%	£1,000	1.5%	None
Sterling J (Inc.) (hedged)	GBP	up to 5%	£1,000	1.5%	None
"Euro X" Shares and "USD X" Shares					
Class	Currency	Initial Sales Charge	Minimum Initial Investment	Annual Management Fee	Redemption Fee
Euro X	Euros	None	None	None	None
USD X	USD	None	None	None	None

BNY Mellon Emerging Markets Equity Fund

"Euro A" Shares, "USD A" Shares, "USD A (Inc)" Shares, "Sterling A (Acc.)" Shares and "Sterling A (Inc.)" Shares					
Class	Currency	Initial Sales Charge	Minimum Initial Investment	Annual Management Fee	Redemption Fee
Euro A	Euros	up to 5%	Euro 5,000	2%	None
USD A	USD	up to 5%	US\$ 5,000	2%	None
USD A (Inc.)	USD	up to 5%	US\$ 5,000	2%	None
Sterling A (Acc.)	GBP	up to 5%	£5,000	2%	None
Sterling A (Inc.)	GBP	up to 5%	£5,000	2%	None
"Euro B" Shares, "USD B" Shares, "Sterling B (Acc.)" Shares and "Sterling B (Inc.)" Shares					
Class	Currency	Initial Sales Charge	Minimum Initial Investment	Annual Management Fee	Redemption Fee
Euro B	Euros	up to 5%	Euro 10,000	1.5%	None
USD B	USD	up to 5%	US\$ 10,000	1.5%	None
Sterling B (Acc.)	GBP	up to 5%	£1,000	1.5%	None
Sterling B (Inc.)	GBP	up to 5%	£1,000	1.5%	None
"Euro C" Shares, "USD C" Shares, "USD C (Inc.)" Shares, "Sterling C" Shares, "Sterling C (Acc.)" Shares and "Sterling C (Inc.)" Shares					
Class	Currency	Initial Sales Charge	Minimum Initial Investment	Annual Management Fee	Redemption Fee
Euro C	Euros	up to 5%	Euro 5,000,000	1%	None
USD C	USD	up to 5%	US\$ 5,000,000	1%	None
USD C (Inc.)	USD	up to 5%	US\$ 5,000,000	1%	None
Sterling C	GBP	up to 5%	£5,000,000	1%	None
Sterling C (Acc.)	GBP	up to 5%	£5,000,000	1%	None
Sterling C (Inc.)	GBP	up to 5%	£5,000,000	1%	None
"Euro X" Shares, "USD X" Shares and "USD X" (Inc.) Shares					
Class	Currency	Initial Sales Charge	Minimum Initial Investment	Annual Management Fee	Redemption Fee
Euro X	Euros	None	None	None	None
USD X	USD	None	None	None	None
USD X (Inc.)	USD	None	None	None	None

BNY Mellon Evolution Long/Short Emerging Currency Fund

"USD R" Shares, "Euro R" (hedged) and "Sterling R" (hedged) Shares							
Class	Currency	Initial Sales Charge	Minimum Initial Investment	Annual Management Fee	Redemption Fee	Performance Fee	Benchmark
USD R	USD	up to 5%	USD 25,000	1.75%	None	20%	BoFA Merrill Lynch 0-3 months US T-bills index
Euro R(hedged)	Euros	up to 5%	Euro 25,000	1.75%	None	20%	BoFA Merrill Lynch 0-3 months US T-bills index hedged to Euro
Sterling R (hedged)	GBP	up to 5%	GBP 25,000	1.75%	None	20%	BoFA Merrill Lynch 0-3 months US T-bills index hedged to GBP
"USD S" Shares							
Class	Currency	Initial Sales Charge	Minimum Initial Investment	Annual Management Fee	Redemption Fee	Performance Fee	Benchmark
USD S	USD	up to 5%	USD 5,000,000	1.25%	None	20%	BoFA Merrill Lynch 0-3 months US T-bills index
"Euro T" (hedged), "Sterling T (Inc.)" (hedged) and "Sterling T (Acc.)" (hedged) Shares							
Class	Currency	Initial Sales Charge	Minimum Initial Investment	Annual Management Fee	Redemption Fee	Performance Fee	Benchmark
Euro T (hedged)	Euros	up to 5%	Euro 5,000,000	1.25%	None	20%	BoFA Merrill Lynch 0-3 months US T-bills index hedged to Euro
Sterling T (Inc.) (hedged)	GBP	Up to 5%	£5,000,000	1.25%	None	20%	BoFA Merrill Lynch 0-3 months US T-bills index hedged to GBP
Sterling T (Acc.) (hedged)	GBP	Up to 5%	£5,000,000	1.25%	None	20%	BoFA Merrill Lynch 0-3 months US T-bills index hedged to GBP
"USD X" Shares							
Class	Currency	Initial Sales Charge	Minimum Initial Investment	Annual Management Fee	Redemption Fee	Performance Fee	Benchmark
USD X	USD	None	None	None	None	None	BoFA Merrill Lynch 0-3 months US T-bills index

BNY Mellon Global Real Return Fund (USD)

"USD A" Shares							
Class	Currency	Initial Sales Charge	Minimum Initial Investment	Annual Management Fee	Redemption Fee	Performance Fee	Benchmark
USD A	USD	up to 5%	USD 5,000	1.5%	None	None	N/A
"USD C" and "USD C (Inc.)" Shares							
Class	Currency	Initial Sales Charge	Minimum Initial Investment	Annual Management Fee	Redemption Fee	Performance Fee	Benchmark
USD C	USD	up to 5%	USD 5,000,000	1%	None	None	N/A
USD C (Inc.)	USD	up to 5%	USD 5,000,000	1%	None	None	N/A
"USD X" Shares							
Class	Currency	Initial Sales Charge	Minimum Initial Investment	Annual Management Fee	Redemption Fee	Performance Fee	Benchmark
USD X	USD	None	None	None	None	None	N/A

BNY Mellon Global Real Return (EUR)

"Euro A" Shares							
Class	Currency	Initial Sales Charge	Minimum Initial Investment	Annual Management Fee	Redemption Fee	Performance Fee	Benchmark
Euro A	Euros	up to 5%	Euro 5,000	1.5%	None	None	N/A
"CHF H" (hedged) Shares							
Class	Currency	Initial Sales Charge	Minimum Initial Investment	Annual Management Fee	Redemption Fee	Performance Fee	Benchmark
CHF H (hedged)	CHF	up to 5%	CHF 5,000	1.5%	None	None	N/A
"Euro C" Shares and "Euro C (Inc.)" Shares							
Class	Currency	Initial Sales Charge	Minimum Initial Investment	Annual Management Fee	Redemption Fee	Performance Fee	Benchmark
Euro C	Euros	up to 5%	Euro 5,000,000	1%	None	None	N/A
Euro C (Inc.)	Euros	up to 5%	Euro 5,000,000	1%	None	None	N/A
"CHF I" (hedged) Shares							
Class	Currency	Initial Sales Charge	Minimum Initial Investment	Annual Management Fee	Redemption Fee	Performance Fee	Benchmark
CHF I (hedged)	CHF	up to 5%	CHF 5,000,000	1%	None	None	N/A
"Euro W" Shares							
Class	Currency	Initial Sales Charge	Minimum Initial Investment	Annual Management Fee	Redemption Fee	Performance Fee	Benchmark
Euro W	Euros	up to 5%	Euro 15,000,000	0.75%	None	None	N/A
"Euro X" Shares							
Class	Currency	Initial Sales Charge	Minimum Initial Investment	Annual Management Fee	Redemption Fee	Performance Fee	Benchmark
Euro X	Euros	None	None	None	None	None	N/A

BNY Mellon Euro Corporate Bond Fund

"Euro A" Shares, "USD A" Shares, "Sterling A (Acc.)" Shares and "Sterling A (Inc.)" Shares					
Class	Currency	Initial Sales Charge	Minimum Initial Investment	Annual Management Fee	Redemption Fee
Euro A	Euros	up to 5%	Euro 5,000	1.1%	None
USD A	USD	up to 5%	US\$ 5,000	1.1%	None
Sterling A (Acc.)	GBP	up to 5%	£5,000	1.1%	None
Sterling A (Inc.)	GBP	up to 5%	£5,000	1.1%	None
"Euro C" Shares, "USD C" Shares, "Sterling C (Acc.)" Shares and "Sterling C (Inc.)" Shares					
Class	Currency	Initial Sales Charge	Minimum Initial Investment	Annual Management Fee	Redemption Fee
Euro C	Euros	up to 5%	Euro 5,000,000	0.45%	None
Euro C (Inc.)	Euros	Up to 5%	Euro 5,000,000	0.45%	None
USD C	USD	up to 5%	US\$ 5,000,000	0.45%	None
Sterling C (Acc.)	GBP	up to 5%	£5,000,000	0.45%	None
Sterling C (Inc.)	GBP	up to 5%	£5,000,000	0.45%	None
"Sterling H (Acc.)" (hedged) Shares, "Sterling H (Inc.)" (hedged) Shares, "USD H (Acc.)" (hedged) Shares and "USD H (Inc.)" (hedged) Shares					
Class	Currency	Initial Sales Charge	Minimum Initial Investment	Annual Management Fee	Redemption Fee
Sterling H (Acc.) (hedged)	GBP	up to 5%	£5,000	1.1%	None
Sterling H (Inc.) (hedged)	GBP	up to 5%	£5,000	1.1%	None
USD H (Acc.) (hedged)	USD	up to 5%	US\$ 5,000	1.1%	None
USD H (Inc.) (hedged)	USD	up to 5%	US\$ 5,000	1.1%	None
"Sterling I (Acc.)" (hedged) Shares, "Sterling I (Inc.)" (hedged) Shares, "USD I (Acc.)" (hedged) Shares and "USD I (Inc.)" (hedged) Shares					
Class	Currency	Initial Sales Charge	Minimum Initial Investment	Annual Management Fee	Redemption Fee
Sterling I (Acc.) (hedged)	GBP	up to 5%	£5,000,000	0.45%	None
Sterling I (Inc.) (hedged)	GBP	up to 5%	£5,000,000	0.45%	None
USD I (Acc.) (hedged)	USD	up to 5%	US\$ 5,000,000	0.45%	None
USD I (Inc.) (hedged)	USD	up to 5%	US\$ 5,000,000	0.45%	None

"Euro X" Shares, "USD X" Shares and "USD X" (Inc.) Shares					
Class	Currency	Initial Sales Charge	Minimum Initial Investment	Annual Management Fee	Redemption Fee
Euro X	Euros	None	None	None	None
USD X	USD	None	None	None	None
USD X (Inc.)	USD	None	None	None	None

BNY Mellon Euro High Yield Bond Fund

"Euro A" Shares, "USD A" Shares, "Sterling A (Acc.)" Shares and "Sterling A (Inc.)" Shares					
Class	Currency	Initial Sales Charge	Minimum Initial Investment	Annual Management Fee	Redemption Fee
Euro A	Euros	up to 5%	Euro 5,000	1.25%	None
USD A	USD	up to 5%	US\$ 5,000	1.25%	None
Sterling A (Acc.)	GBP	up to 5%	£5,000	1.25%	None
Sterling A (Inc.)	GBP	up to 5%	£5,000	1.25%	None

"Euro C" Shares, "USD C" Shares, "Sterling C (Acc.)" Shares and "Sterling C (Inc.)" Shares					
Class	Currency	Initial Sales Charge	Minimum Initial Investment	Annual Management Fee	Redemption Fee
Euro C	Euros	up to 5%	Euro 5,000,000	0.65%	None
USD C	USD	up to 5%	US\$ 5,000,000	0.65%	None
Sterling C (Acc.)	GBP	up to 5%	£5,000,000	0.65%	None
Sterling C (Inc.)	GBP	up to 5%	£5,000,000	0.65%	None

"Sterling H (Acc.)" (hedged) Shares, "Sterling H (Inc.)" (hedged) Shares, "USD H (Acc.)" (hedged) Shares and "USD H (Inc.)" (hedged) Shares					
Class	Currency	Initial Sales Charge	Minimum Initial Investment	Annual Management Fee	Redemption Fee
Sterling H (Acc.) (hedged)	GBP	up to 5%	£5,000	1.25%	None
Sterling H (Inc.) (hedged)	GBP	up to 5%	£5,000	1.25%	None
USD H (Acc.) (hedged)	USD	up to 5%	US\$ 5,000	1.25%	None
USD H (Inc.) (hedged)	USD	up to 5%	US\$ 5,000	1.25%	None

"Sterling I (Acc.)" (hedged) Shares, "Sterling I (Inc.)" (hedged) Shares, "USD I (Acc.)" (hedged) Shares and "USD I (Inc.)" (hedged) Shares					
Class	Currency	Initial Sales Charge	Minimum Initial Investment	Annual Management Fee	Redemption Fee
Sterling I (Acc.) (hedged)	GBP	up to 5%	£5,000,000	0.65%	None
Sterling I (Inc.) (hedged)	GBP	up to 5%	£5,000,000	0.65%	None
USD I (Acc.) (hedged)	USD	up to 5%	US\$ 5,000,000	0.65%	None
USD I (Inc.) (hedged)	USD	up to 5%	US\$ 5,000,000	0.65%	None

"Euro X" Shares, "USD X" Shares and "USD X" (Inc.) Shares					
--	--	--	--	--	--

Class	Currency	Initial Sales Charge	Minimum Initial Investment	Annual Management Fee	Redemption Fee
Euro X	Euros	None	None	None	None
USD X	USD	None	None	None	None
USD X (Inc.)	USD	None	None	None	None

BNY Mellon Evolution Global Strategic Bond Fund

"Euro A" Shares, "USD A" Shares, "USD A (Inc.)" Shares, "Sterling A (Acc.)" Shares and "Sterling A (Inc.)" Shares					
Class	Currency	Initial Sales Charge	Minimum Initial Investment	Annual Management Fee	Redemption Fee
Euro A	Euros	up to 5%	Euro 5,000	1.4%	None
USD A	USD	up to 5%	US\$ 5,000	1.4%	None
USD A (Inc.)	USD	up to 5%	US\$ 5,000	1.4%	None
Sterling A (Acc.)	GBP	up to 5%	£5,000	1.4%	None
Sterling A (Inc.)	GBP	up to 5%	£5,000	1.4%	None
"Euro C" Shares, "USD C" Shares, "USD C (Inc.)" Shares, "Sterling C (Acc.)" Shares and "Sterling C (Inc.)" Shares					
Class	Currency	Initial Sales Charge	Minimum Initial Investment	Annual Management Fee	Redemption Fee
Euro C	Euros	up to 5%	Euro 5,000,000	0.75%	None
USD C	USD	up to 5%	US\$ 5,000,000	0.75%	None
USD C (Inc.)	USD	up to 5%	US\$ 5,000,000	0.75%	None
Sterling C (Acc.)	GBP	up to 5%	£5,000,000	0.75%	None
Sterling C (Inc.)	GBP	up to 5%	£5,000,000	0.75%	None
"Euro H" (hedged) Shares					
Class	Currency	Initial Sales Charge	Minimum Initial Investment	Annual Management Fee	Redemption Fee
Euro H (hedged)	Euros	up to 5%	Euro 5,000	1.4%	None
"Euro I" (portfolio hedged) Shares					
Class	Currency	Initial Sales Charge	Minimum Initial Investment	Annual Management Fee	Redemption Fee
Euro I (hedged)	Euros	up to 5%	Euro 5,000,000	0.75%	None

"Euro X" Shares, "USD X" Shares and "USD X" (Inc.) Shares

Class	Currency	Initial Sales Charge	Minimum Initial Investment	Annual Management Fee	Redemption Fee
Euro X	Euros	None	None	None	None
USD X	USD	None	None	None	None
USD X (Inc.)	USD	None	None	None	None

BNY Mellon Global Equity Higher Income Fund

"Euro A" Shares, "Euro A (Inc.)" Shares, "USD A" Shares and "USD A (Inc.)" Shares,					
Class	Currency	Initial Sales Charge	Minimum Initial Investment	Annual Management Fee	Redemption Fee
Euro A	Euros	up to 5%	Euro 5,000	2%	None
Euro A (Inc.)	Euros	up to 5%	Euro 5,000	2%	None
USD A	USD	up to 5%	US\$ 5,000	2%	None
USD A (Inc.)	USD	up to 5%	US\$ 5,000	2%	None
"Euro M" Shares, "Euro M (Inc.)" Shares, "USD M" Shares, "USD M (Inc.)" Shares, "Sterling M (Acc.)" Shares and "Sterling M (Inc.)" Shares					
Class	Currency	Initial Sales Charge	Minimum Initial Investment	Annual Management Fee	Redemption Fee
Euro M	Euro	up to 5%	Euro 5,000	2%	None
Euro M (Inc.)	Euro	up to 5%	Euro 5,000	2%	None
USD M	USD	up to 5%	US\$ 5,000	2%	None
USD M (Inc.)	USD	up to 5%	US\$ 5,000	2%	None
Sterling M (Acc.)	GBP	up to 5%	£ 5,000	2%	None
Sterling M (Inc.)	GBP	up to 5%	£ 5,000	2%	None
"Euro B" Shares, "Euro B (Inc.)" Shares, "USD B" Shares, "USD B (Inc.)" Shares, "Sterling B (Acc.)" Shares and "Sterling B (Inc.)" Shares					
Class	Currency	Initial Sales Charge	Minimum Initial Investment	Annual Management Fee	Redemption Fee
Euro B	Euro	up to 5%	Euro 10,000	1.5%	None
Euro B (Inc.)	Euro	up to 5%	Euro 10,000	1.5%	None
USD B	USD	up to 5%	US\$ 10,000	1.5%	None
USD B (Inc.)	USD	up to 5%	US\$ 10,000	1.5%	None
Sterling B (Acc.)	GBP	up to 5%	£ 1,000	1.5%	None
Sterling B (Inc.)	GBP	up to 5%	£ 1,000	1.5%	None
"Euro J" (hedged) Shares, "Euro J (Inc.)" (hedged) Shares, "Sterling J (Acc.)" (hedged) Shares and "Sterling J (Inc.)" (hedged) Shares					
Class	Currency	Initial Sales Charge	Minimum Initial Investment	Annual Management Fee	Redemption Fee
Euro J (hedged)	Euro	up to 5%	Euro 10,000	1.5%	None
Euro J (Inc.) (hedged)	Euro	up to 5%	Euro 10,000	1.5%	None
Sterling J (Acc.) (hedged)	GBP	up to 5%	£ 1,000	1.5%	None
Sterling J (Inc.) (hedged)	GBP	up to 5%	£ 1,000	1.5%	None

"Euro C" Shares, "Euro C (Inc.)" Shares, "USD C" Shares, "USD C (Inc.)" Shares, "Sterling C (Acc.)" Shares and "Sterling C (Inc.)" Shares					
Class	Currency	Initial Sales Charge	Minimum Initial Investment	Annual Management Fee	Redemption Fee
Euro C	Euros	up to 5%	Euro 5,000,000	1%	None
Euro C (Inc.)	Euros	up to 5%	Euro 5,000,000	1%	None
USD C	USD	up to 5%	US\$ 5,000,000	1%	None
USD C (Inc.)	USD	up to 5%	US\$ 5,000,000	1%	None
Sterling C (Acc.)	GBP	up to 5%	£ 5,000,000	1%	None
Sterling C (Inc.)	GBP	up to 5%	£ 5,000,000	1%	None
"Euro I" (hedged) Shares, "Euro I (Inc.)" (hedged) Shares, "Sterling I (Acc.)" (hedged) Shares and "Sterling I (Inc.)" (hedged) Shares					
Class	Currency	Initial Sales Charge	Minimum Initial Investment	Annual Management Fee	Redemption Fee
Euro I (hedged)	Euros	up to 5%	Euro 5,000,000	1%	None
Euro I (Inc.) (hedged)	Euros	up to 5%	Euro 5,000,000	1%	None
Sterling I (Acc.) (hedged)	GBP	up to 5%	£ 5,000,000	1%	None
Sterling I (Inc.) (hedged)	GBP	up to 5%	£ 5,000,000	1%	None
"Euro X" Shares, "Euro X (Inc.)" Shares, "USD X" Shares and "USD X (Inc.)" Shares					
Class	Currency	Initial Sales Charge	Minimum Initial Investment	Annual Management Fee	Redemption Fee
Euro X	Euros	None	None	None	None
Euro X (Inc.)	Euros	None	None	None	None
USD X	USD	None	None	None	None
USD X (Inc.)	USD	None	None	None	None

BNY Mellon Global Dynamic Bond Fund

"Euro A" Shares, "USD A" Shares, "USD A (Inc.)" Shares, "Sterling A" Shares and "Sterling A (Inc.)" Shares					
Class	Currency	Initial Sales Charge	Minimum Initial Investment	Annual Management Fee	Redemption Fee
Euro A	Euros	up to 5%	Euro 5,000	1.25%	None
USD A	USD	up to 5%	US\$ 5,000	1.25%	None
USD A (Inc.)	USD	up to 5%	US\$ 5,000	1.25%	None
Sterling A	GBP	up to 5%	£5,000	1.25%	None
Sterling A (Inc.)	GBP	up to 5%	£5,000	1.25%	None
"Euro C" Shares, "USD C" Shares, "USD C (Inc.)" Shares, "Sterling C" Shares, "Sterling C (Inc.)" Shares and "Sterling C (Acc.)" Shares					
Class	Currency	Initial Sales Charge	Minimum Initial Investment	Annual Management Fee	Redemption Fee
Euro C	Euros	up to 5%	Euro 5,000,000	0.75%	None
USD C	USD	up to 5%	US\$ 5,000,000	0.75%	None
USD C (Inc.)	USD	up to 5%	US\$ 5,000,000	0.75%	None
Sterling C	GBP	up to 5%	£5,000,000	0.75%	None
Sterling C (Inc.)	GBP	up to 5%	£5,000,000	0.75%	None
Sterling C (Acc.)	GBP	up to 5%	£5,000,000	0.75%	None
"Euro F" (portfolio hedged) Shares					
Class	Currency	Initial Sales Charge	Minimum Initial Investment	Annual Management Fee	Redemption Fee
Euro F (portfolio hedged)	Euros	up to 5%	Euro 5,000	1.25%	None
"Euro G" (portfolio hedged) Shares					
Class	Currency	Initial Sales Charge	Minimum Initial Investment	Annual Management Fee	Redemption Fee
Euro G (portfolio hedged)	Euros	up to 5%	Euro 5,000,000	0.75%	None
"Euro X" Shares, "USD X" Shares, "USD X" (Inc.) Shares and "Sterling X" Shares					
Class	Currency	Initial Sales Charge	Minimum Initial Investment	Annual Management Fee	Redemption Fee
Euro X	Euros	None	None	None	None
USD X	USD	None	None	None	None
USD X (Inc.)	USD	None	None	None	None
Sterling X	GBP	None	None	None	None

BNY Mellon Latin America Infrastructure Fund

"Euro A" Shares, "USD A" Shares, "Sterling A (Acc.)" Shares and " Sterling A (Inc.)" Shares					
Class	Currency	Initial Sales Charge	Minimum Initial Investment	Annual Management Fee	Redemption Fee
Euro A	Euros	up to 5%	Euro 5,000	2%	None
USD A	USD	up to 5%	US\$ 5,000	2%	None
Sterling A (Acc.)	GBP	up to 5%	£ 5,000	2%	None
Sterling A (Inc.)	GBP	up to 5%	£ 5,000	2%	None

"Euro B" Shares, "USD B " Shares, "Sterling B (Acc.)" Shares and " Sterling B (Inc.)" Shares					
Class	Currency	Initial Sales Charge	Minimum Initial Investment	Annual Management Fee	Redemption Fee
Euro B	Euros	up to 5%	Euro 10,000	1.5%	None
USD B	USD	up to 5%	US\$ 10,000	1.5%	None
Sterling B (Acc.)	GBP	up to 5%	£ 1,000	1.5%	None
Sterling B (Inc.)	GBP	up to 5%	£ 1,000	1.5%	None

"Euro J" (hedged) Shares, "Sterling J (Acc.)" (hedged) Shares and "Sterling J (Inc.)" (hedged) Shares					
Class	Currency	Initial Sales Charge	Minimum Initial Investment	Annual Management Fee	Redemption Fee
Euro J (hedged)	Euros	up to 5%	Euro 10,000	1.5%	None
Sterling J (Acc.) (hedged)	GBP	up to 5%	£ 1,000	1.5%	None
Sterling J (Inc.) (hedged)	GBP	up to 5%	£ 1,000	1.5%	None

"Euro C" Shares, "USD C" Shares, "Sterling C (Acc.)" Shares and "Sterling C (Inc.)" Shares					
Class	Currency	Initial Sales Charge	Minimum Initial Investment	Annual Management Fee	Redemption Fee
Euro C	Euros	up to 5%	Euro 5,000,000	1.00%	None
USD C	USD	up to 5%	US\$ 5,000,000	1.00%	None
Sterling C (Acc.)	GBP	up to 5%	£5,000,000	1.00%	None
Sterling C (Inc.)	GBP	up to 5%	£5,000,000	1.00%	None

"Euro H"(hedged) Shares, "Sterling H (Acc.)" (hedged) Shares and "Sterling H (Inc.)" (hedged) Shares					
Class	Currency	Initial Sales Charge	Minimum Initial Investment	Annual Management Fee	Redemption Fee
Euro H (hedged)	Euros	up to 5%	Euro 5,000	2%	None
Sterling H (Acc.) (hedged)	GBP	up to 5%	£5,000	2%	None
Sterling H (Inc.) (hedged)	GBP	up to 5%	£5,000	2%	None

"Sterling I (Acc.)" (hedged) Shares and "Sterling I (Inc.)" (hedged) Shares					
Class	Currency	Initial Sales Charge	Minimum Initial Investment	Annual Management Fee	Redemption Fee
Sterling I (Acc.) (hedged)	GBP	up to 5%	£5,000,000	1.00%	None
Sterling I (Inc.) (hedged)	GBP	up to 5%	£5,000,000	1.00%	None
"Euro M" Shares, "USD M " Shares and "Sterling M (Acc.)" Shares					
Class	Currency	Initial Sales Charge	Minimum Initial Investment	Annual Management Fee	Redemption Fee
Euro M	Euros	up to 5%	Euro 5,000	2%	None
USD M	USD	up to 5%	US\$ 5,000	2%	None
Sterling M (Acc.)	GBP	up to 5%	£5,000	2%	None
"Euro X" Shares and "USD X" Shares					
Class	Currency	Initial Sales Charge	Minimum Initial Investment	Annual Management Fee	Redemption Fee
Euro X	Euros	None	None	None	None
USD X	USD	None	None	None	None

BNY Mellon Absolute Return Equity Fund

"Euro R (hedged)" Shares, "USD R (hedged)" Shares and "Sterling R (Acc.)" Shares

Class	Currency	Initial Sales Charge	Deferred Sales Charge	Minimum Initial Investment	Annual Management Fee	Redemption Fee	Performance Fee	Benchmark
Euro R (hedged)	Euro	Up to 5%	None	Euro 5,000	1.5%	None	15%	1 month EURIBOR
USD R (hedged)	USD	Up to 5%	None	US\$ 5,000	1.5%	None	15%	1 month USD LIBOR
Sterling R (Acc.)	GBP	Up to 5%	None	£ 5,000	1.5%	None	15%	1 month GBP LIBOR

"Euro M (hedged)" Shares, "USD M (hedged)" Shares and "Sterling M (Acc.)" Shares

Class	Currency	Initial Sales Charge	Deferred Sales Charge	Minimum Initial Investment	Annual Management Fee	Redemption Fee	Performance Fee	Benchmark
Euro M (hedged)	Euro	Up to 5%	None	Euro 5,000	1.5%	None	15%	1 month EURIBOR
USD M (hedged)	USD	Up to 5%	None	US\$ 5,000	1.5%	None	15%	1 month USD LIBOR
Sterling M (Acc.)	GBP	Up to 5%	None	£ 5,000	1.5%	None	15%	1 month GBP LIBOR

"Euro S" Shares, "USD S" Shares and "Sterling S (Acc.)" Shares

Class	Currency	Initial Sales Charge	Deferred Sales Charge	Minimum Initial Investment	Annual Management Fee	Redemption Fee	Performance Fee	Benchmark
Euro S	Euro	Up to 5%	None	Euro 500,000	1%	None	15%	1 month GBP LIBOR
USD S	USD	Up to 5%	None	US\$ 500,000	1%	None	15%	1 month GBP LIBOR
Sterling S (Acc.)	GBP	Up to 5%	None	£ 500,000	1%	None	15%	1 month GBP LIBOR

"Euro T (hedged)" Shares and "USD T (hedged)" Shares

Class	Currency	Initial Sales Charge	Deferred Sales Charge	Minimum Initial Investment	Annual Management Fee	Redemption Fee	Performance Fee	Benchmark
Euro T (hedged)	Euro	Up to 5%	None	Euro 500,000	1%	None	15%	1 month EURIBOR
USD T (hedged)	USD	Up to 5%	None	US\$ 500,000	1%	None	15%	1 month USD LIBOR

"Euro U (hedged)" Shares, "USD U (hedged)" Shares and "Sterling U (Acc.)" Shares

Class	Currency	Initial Sales Charge	Deferred Sales Charge	Minimum Initial Investment	Annual Management Fee	Redemption Fee	Performance Fee	Benchmark
Euro U (hedged)	Euro	Up to 5%	None	Euro 15,000,000	0.85%	None	15%	1 month EURIBOR

USD U (hedged)	USD	Up to 5%	None	US\$ 15,000,000	0.85%	None	15%	1 month USD LIBOR
Sterling U (Acc.)	GBP	Up to 5%	None	£ 15,000,000	0.85%	None	15%	1 month GBP LIBOR
"Euro X" Shares, "USD X" Shares and "Sterling X (Acc.)" Shares								
Class	Currency	Initial Sales Charge	Deferred Sales Charge	Minimum Initial Investment	Annual Management Fee	Redemption Fee	Performance Fee	Benchmark
Euro X	Euro	None	None	None	None	None	None	1 month GBP LIBOR
USD X	USD	None	None	None	None	None	None	1 month GBP LIBOR
Sterling X (Acc.)	GBP	None	None	None	None	None	None	1 month GBP LIBOR

BNY Mellon Evolution U.S. Equity Market Neutral Fund

"Euro R" (hedged) Shares, "USD R" Shares and "Sterling R (Acc.)" (hedged) Shares							
Class	Currency	Initial Sales Charge	Minimum Initial Investment	Annual Management Fee	Redemption Fee	Performance Fee	Benchmark
Euro R (hedged)	Euros	up to 5%	Euro 5,000	1.5%	None	10%	3 month EURIBOR
USD R	USD	up to 5%	USD 5,000	1.5%	None	10%	3 month USD LIBOR
Sterling R (Acc.) (hedged)	GBP	up to 5%	£ 5,000	1.5%	None	10%	3 month GBP LIBOR
"Euro M" (hedged) Shares, "USD M" Shares and "Sterling M (Acc.)" (hedged) Shares							
Class	Currency	Initial Sales Charge	Minimum Initial Investment	Annual Management Fee	Redemption Fee	Performance Fee	Benchmark
Euro M (hedged)	Euros	up to 5%	Euro 5,000	1.5%	None	10%	3 month EURIBOR
USD M	USD	up to 5%	US\$ 5,000	1.5%	None	10%	3 month USD LIBOR
Sterling M (Acc.) (hedged)	GBP	up to 5%	£ 5,000	1.5%	None	10%	3 month GBP LIBOR
"Euro S" Shares, "USD S" Shares and "Sterling S (Acc.)" Shares							
Class	Currency	Initial Sales Charge	Minimum Initial Investment	Annual Management Fee	Redemption Fee	Performance Fee	Benchmark
Euro S	Euros	up to 5%	Euro 500,000	1%	None	10%	3 month USD LIBOR
USD S	USD	up to 5%	US\$ 500,000	1%	None	10%	3 month USD LIBOR
Sterling S (Acc.)	GBP	up to 5%	£ 500,000	1%	None	10%	3 month USD LIBOR
"Euro T (hedged)" Shares and "Sterling T (Acc.) (hedged)" Shares							
Class	Currency	Initial Sales Charge	Minimum Initial Investment	Annual Management Fee	Redemption Fee	Performance Fee	Benchmark
Euro T (hedged)	Euros	up to 5%	Euro 500,000	1%	None	10%	3 month EURIBOR
Sterling T (Acc.) (hedged)	GBP	up to 5%	£ 500,000	1%	None	10%	3 month GBP LIBOR
"Euro U" (hedged) Shares, "USD U" Shares and "Sterling U (Acc.)" (hedged) Shares							
Class	Currency	Initial Sales Charge	Minimum Initial Investment	Annual Management Fee	Redemption Fee	Performance Fee	Benchmark
Euro U (hedged)	Euros	up to 5%	Euro 15,000,000	0.85%	None	10%	3 month EURIBOR
USD U	USD	up to 5%	USD 15,000,000	0.85%	None	10%	3 month USD LIBOR
Sterling U (Acc.) (hedged)	GBP	up to 5%	£ 15,000,000	0.85%	None	10%	3 month GBP LIBOR
"Euro X" Shares, "USD X" Shares and "Sterling X (Acc.)" Shares							
Class	Currency	Initial Sales Charge	Minimum Initial Investment	Annual Management Fee	Redemption Fee	Performance Fee	Benchmark
Euro X	Euros	None	None	None	None	None	3 month USD LIBOR
USD X	USD	None	None	None	None	None	3 month USD LIBOR
Sterling X (Acc.)	GBP	None	None	None	None	None	3 month USD LIBOR

BNY Mellon Emerging Markets Local Currency Investment Grade Debt Fund

"Euro A" Shares, "Euro A (Inc.)" Shares, "USD A" Shares, "USD A (Inc.)" Shares, "Sterling A (Acc.)" Shares and "Sterling A (Inc.)" Shares					
Class	Currency	Initial Sales Charge	Minimum Initial Investment	Annual Management Fee	Redemption Fee
Euro A	Euros	up to 5%	Euro 5,000	1.5%	None
Euro A (Inc.)	Euros	up to 5%	Euro 5,000	1.5%	None
USD A	USD	up to 5%	US\$ 5,000	1.5%	None
USD A (Inc.)	USD	up to 5%	US\$ 5,000	1.5%	None
Sterling A (Acc.)	GBP	up to 5%	£ 5,000	1.5%	None
Sterling A (Inc.)	GBP	up to 5%	£ 5,000	1.5%	None
"Euro C" Shares, "Euro C (Inc.)" Shares, "USD C" Shares, "USD C (Inc.)" Shares, "Sterling C (Acc.)" Shares and "Sterling C (Inc.)" Shares					
Class	Currency	Initial Sales Charge	Minimum Initial Investment	Annual Management Fee	Redemption Fee
Euro C	Euros	up to 5%	Euro 5,000,000	1%	None
Euro C (Inc.)	Euros	up to 5%	Euro 5,000,000	1%	None
USD C	USD	up to 5%	US\$ 5,000,000	1%	None
USD C (Inc.)	USD	up to 5%	US\$ 5,000,000	1%	None
Sterling C (Acc.)	GBP	up to 5%	£ 5,000,000	1%	None
Sterling C (Inc.)	GBP	up to 5%	£ 5,000,000	1%	None
"Euro H" (hedged) Shares, "Euro H (Inc.) (hedged)" Shares, "Sterling H (Acc.)" (hedged) Shares and "Sterling H (Inc.)" (hedged) Shares					
Class	Currency	Initial Sales Charge	Minimum Initial Investment	Annual Management Fee	Redemption Fee
Euro H (hedged)	Euros	up to 5%	Euro 5,000	1.5%	None
Euro H (Inc.) (hedged)	Euros	up to 5%	Euro 5,000	1.5%	None
Sterling H (Acc.) (hedged)	GBP	up to 5%	£5,000	1.5%	None
Sterling H (Inc.) (hedged)	GBP	up to 5%	£5,000	1.5%	None

"Euro I" (hedged), "Euro I (Inc.)" (hedged), "Sterling I (Acc.)" (hedged) Shares and "Sterling I (Inc.)" (hedged) Shares					
Class	Currency	Initial Sales Charge	Minimum Initial Investment	Annual Management Fee	Redemption Fee
Euro I (hedged)	Euros	up to 5%	€5,000,000	1%	None
Euro I (Inc.) (hedged)	Euros	up to 5%	€5,000,000	1%	None
Sterling I (Acc.) (hedged)	GBP	up to 5%	£ 5,000,000	1%	None
Sterling I (Inc.) (hedged)	GBP	up to 5%	£ 5,000,000	1%	None
"Euro X" Shares, "Euro X (Inc.)" Shares, "Sterling X (Acc.)" Shares, "Sterling X (Inc.)" Shares, "USD X" Shares and "USD X (Inc.)" Shares					
Class	Currency	Initial Sales Charge	Minimum Initial Investment	Annual Management Fee	Redemption Fee
Euro X	Euros	None	None	None	None
Euro X (Inc.)	Euros	None	None	None	None
Sterling X (Acc.)	GBP	None	None	None	None
Sterling X (Inc.)	GBP	None	None	None	None
USD X	USD	None	None	None	None
USD X (Inc.)	USD	None	None	None	None

BNY Mellon Emerging Markets Corporate Debt Fund

"Euro A" Shares and "Euro A (Inc.)" Shares					
Class	Currency	Initial Sales Charge	Minimum Initial Investment	Annual Management Fee	Redemption Fee
Euro A	Euros	up to 5 %	Euro 5,000	1.5 %	None
Euro A (Inc.)	Euros	up to 5 %	Euro 5,000	1.5 %	None
"Euro B" Shares, "Euro B (Inc.) Shares, "Sterling B (Acc.)" Shares, "Sterling B (Inc.) Shares, "CHF B" Shares, "USD B" Shares and "USD B (Inc.)" Shares					
Class	Currency	Initial Sales Charge	Minimum Initial Investment	Annual Management Fee	Redemption Fee
Euro B	Euros	up to 5 %	Euro 5,000	1.25%	None
Euro B (Inc.)	Euros	up to 5 %	Euro 5,000	1.25%	None
Sterling B (Acc.) Shares	GBP	up to 5 %	£5,000	1.25%	None
Sterling B (Inc.)	GBP	up to 5 %	£5,000	1.25%	None
CHF B	CHF	up to 5 %	CHF 5,000	1.25%	None
USD B	USD	up to 5 %	US\$ 5,000	1.25%	None
USD B (Inc.)	USD	up to 5 %	US\$ 5,000	1.25%	None
"Euro C" Shares, "Euro C (Inc.)" Shares, "Sterling C (Acc.)" Shares, "Sterling C (Inc.)" Shares, "CHF C" Shares, "USD C" Shares and "USD C (Inc.)" Shares					
Class	Currency	Initial Sales Charge	Minimum Initial Investment	Annual Management Fee	Redemption Fee
Euro C	Euros	up to 5 %	Euro 500,000	0.85%	None
Euro C (Inc.)	Euros	up to 5 %	Euro 500,000	0.85%	None
Sterling C (Acc.)	GBP	up to 5 %	£ 500,000	0.85%	None
Sterling C (Inc.)	GBP	up to 5 %	£ 500,000	0.85%	None
CHF C	CHF	up to 5 %	CHF 500,000	0.85%	None
USD C	USD	up to 5 %	US\$ 500,000	0.85%	None
USD C (Inc.)	USD	up to 5 %	US\$ 500,000	0.85%	None
"Euro W" Shares, "Euro W (Inc.)" Shares, "Sterling W (Acc.)" Shares, "Sterling W (Inc.)" Shares, "Sterling W (Acc.)" (hedged) Shares, "Sterling W (Inc.)" (hedged) Shares, "CHF W" Shares, "USD W" Shares and "USD W (Inc.)" Shares					
Class	Currency	Initial Sales Charge	Minimum Initial Investment	Annual Management Fee	Redemption Fee
Euro W	Euros	up to 5 %	Euro15,000,000	0.65%	None
Euro W (Inc.)	Euros	up to 5 %	Euro 15,000,000	0.65%	None
Sterling W (Acc.)	GBP	up to 5 %	£15,000,000	0.65%	None
Sterling W (Inc.)	GBP	up to 5 %	£15,000,000	0.65%	None

Sterling W (Acc.) (hedged)	GBP	up to 5 %	£15,000,000	0.65%	None
Sterling W (Inc.) (hedged)	GBP	up to 5 %	£15,000,000	0.65%	None
CHF W	CHF	up to 5 %	CHF 15,000,000	0.65%	None
USD W	USD	up to 5 %	US\$ 15,000,000	0.65%	None
USD W (Inc.)	USD	up to 5 %	US\$ 15,000,000	0.65%	None
"Sterling I (Acc.)" (hedged) Shares and "Sterling I (Inc.)" (hedged) Shares					
Class	Currency	Initial Sales Charge	Minimum Initial Investment	Annual Management Fee	Redemption Fee
Sterling I (Acc.) (hedged)	GBP	up to 5 %	£500,000	0.85%	None
Sterling I (Inc.) (hedged)	GBP	up to 5 %	£500,000	0.85%	None
"Euro X" Shares, "Euro X (Inc.)" Shares, "Sterling X (Acc.)" Shares, "Sterling X (Inc.)" Shares, "CHF X" Shares, "USD X" Shares and "USD X (Inc.)" Shares					
Class	Currency	Initial Sales Charge	Minimum Initial Investment	Annual Management Fee	Redemption Fee
Euro X	Euros	None	None	None	None
Euro X (Inc.)	Euros	None	None	None	None
Sterling X (Acc.)	GBP	None	None	None	None
Sterling X (Inc.)	GBP	None	None	None	None
CHF X	CHF	None	None	None	None
USD X	USD	None	None	None	None
USD X (Inc.)	USD	None	None	None	None

BNY Mellon Absolute Return Bond Fund

“Sterling J (Acc.)” (hedged) Shares, and “Sterling J (Inc.)” (hedged) Shares

Class	Currency	Initial Sales Charge	Minimum Initial Investment	Annual Management Fee	Redemption Fee	Performance Fee	Benchmark
Sterling J (Acc.) (hedged)	GBP	Up to 5%	£ 5,000	1.25%	None	N/A	3 Month GBP LIBOR
Sterling J (Inc.) (hedged)	GBP	Up to 5%	£ 5,000	1.25%	None	N/A	3 Month GBP LIBOR

“Euro R” Shares, “Euro R (Inc.)” Shares, “CHF R” (hedged) Shares, “CHF R (Inc.)” (hedged) Shares, “USD R” (hedged) Shares and “USD R (Inc.)” (hedged) Shares

Class	Currency	Initial Sales Charge	Minimum Initial Investment	Annual Management Fee	Redemption Fee	Performance Fee	Benchmark
Euro R	Euro	Up to 5%	Euro 5,000	1%	None	10 %	3 Month EURIBOR
Euro R (Inc.)	Euro	Up to 5%	Euro 5,000	1%	None	10 %	3 Month EURIBOR
CHF R (hedged)	CHF	Up to 5%	CHF 5,000	1%	None	10 %	3 Month CHF LIBOR
CHF R (Inc.) (hedged)	CHF	Up to 5%	CHF 5,000	1%	None	10 %	3 Month CHF LIBOR
USD R (hedged)	USD	Up to 5%	US\$ 5,000	1%	None	10 %	3 Month USD LIBOR
USD R (Inc.) (hedged)	USD	Up to 5%	US\$ 5,000	1%	None	10 %	3 Month USD LIBOR

“Sterling I (Acc.)” (hedged) Shares and “Sterling I (Inc.)” (hedged) Shares

Class	Currency	Initial Sales Charge	Minimum Initial Investment	Annual Management Fee	Redemption Fee	Performance Fee	Benchmark
Sterling I (Acc.) (hedged)	GBP	Up to 5%	£500,000	0.65%	None	N/A	3 Month GBP LIBOR
Sterling I (Inc.) (hedged)	GBP	Up to 5%	£500,000	0.65%	None	N/A	3 Month GBP LIBOR

“Euro S” Shares and “Euro S (Inc.)” Shares

Class	Currency	Initial Sales Charge	Minimum Initial Investment	Annual Management Fee	Redemption Fee	Performance Fee	Benchmark
Euro S	Euro	Up to 5%	Euro500,000	0.50%	None	10 %	3 Month EURIBOR
Euro S (Inc.)	Euro	Up to 5%	Euro500,000	0.50%	None	10 %	3 Month EURIBOR
"CHF T" (hedged) Shares, "CHF T (Inc.)" (hedged) Shares, "USD T" (hedged) Shares and "USD T (Inc.)" (hedged) Shares							
Class	Currency	Initial Sales Charge	Minimum Initial Investment	Annual Management Fee	Redemption Fee	Performance Fee	Benchmark
CHF T (hedged)	CHF	Up to 5%	CHF500,000	0.50%	None	10 %	3 Month CHF LIBOR
CHF T (Inc.) (hedged)	CHF	Up to 5%	CHF500,000	0.50%	None	10 %	3 Month CHF LIBOR
USD T (hedged)	USD	Up to 5%	US\$500,000	0.50%	None	10 %	3 Month USD LIBOR
USD T (Inc.) (hedged)	USD	Up to 5%	US\$500,000	0.50%	None	10 %	3 Month USD LIBOR
"Euro U" Shares, "Euro U (Inc.)" Shares, "CHF U" (hedged) Shares, "CHF U (Inc.)" (hedged) Shares, "USD U" (hedged) Shares, and "USD U (Inc.)" (hedged) Shares							
Class	Currency	Initial Sales Charge	Minimum Initial Investment	Annual Management Fee	Redemption Fee	Performance Fee	Benchmark
Euro U	Euro	Up to 5%	Euro 15,000,000	0.40%	None	10 %	3 Month EURIBOR
Euro U (Inc.)	Euro	Up to 5%	Euro 15,000,000	0.40%	None	10 %	3 Month EURIBOR
CHF U (hedged)	CHF	Up to 5%	CHF 15,000,000	0.40%	None	10 %	3 Month CHF LIBOR
CHF U (Inc.) (hedged)	CHF	Up to 5%	CHF 15,000,000	0.40%	None	10 %	3 Month CHF LIBOR
USD U (hedged)	USD	Up to 5%	US\$15,000,000	0.40%	None	10 %	3 Month USD LIBOR
USD U (Inc.) (hedged)	USD	Up to 5%	US\$15,000,000	0.40%	None	10 %	3 Month USD LIBOR
"Sterling W (Acc.)" (hedged) Shares, and "Sterling W (Inc.)" (hedged) Shares							
Class	Currency	Initial Sales Charge	Minimum Initial Investment	Annual Management Fee	Redemption Fee	Performance Fee	Benchmark
Sterling W (Acc.) (hedged)	GBP	Up to 5%	£15,000,000	0.50%	None	N/A	3 Month GBP LIBOR

Sterling W (Inc.) (hedged)	GBP	Up to 5%	£15,000,000	0.50%	None	N/A	3 Month GBP LIBOR
----------------------------	-----	----------	-------------	-------	------	-----	-------------------

"Euro X" Shares, "Euro X (Inc.)" Shares, "Sterling X (Acc.)" Shares, "Sterling X (Inc.)" Shares, "Sterling X (Acc.)" (hedged) Shares, "Sterling X (Inc.)" (hedged) Shares, "CHF X" Shares, "CHF X (Inc.)" Shares, "USD X" Shares and "USD X (Inc.)" Shares.

Class	Currency	Initial Sales Charge	Minimum Initial Investment	Annual Management Fee	Redemption Fee	Performance Fee	Benchmark
Euro X	Euro	None	None	None	None	None	3 Month EURIBOR
Euro X (Inc.)	Euro	None	None	None	None	None	3 Month EURIBOR
Sterling X	GBP	None	None	None	None	None	3 Month EURIBOR
Sterling X (Inc.)	GBP	None	None	None	None	None	3 Month EURIBOR
Sterling X (Acc.) (hedged)	GBP	None	None	None	None	None	3 Month GBP LIBOR
Sterling X (Inc.) (hedged)	GBP	None	None	None	None	None	3 Month GBP LIBOR
CHF X	CHF	None	None	None	None	None	3 Month EURIBOR
CHF X (Inc.)	CHF	None	None	None	None	None	3 Month EURIBOR
USD X	USD	None	None	None	None	None	3 Month EURIBOR
USD X (Inc.)	USD	None	None	None	None	None	3 Month EURIBOR

BNY Mellon European Credit Fund

"Euro A" Shares					
Class	Currency	Initial Sales Charge	Minimum Initial Investment	Annual Management Fee	Redemption Fee
Euro A	Euros	up to 5 %	Euro 5,000	1%	None
"Euro B" Shares and "Euro B (Inc.)" Shares					
Class	Currency	Initial Sales Charge	Minimum Initial Investment	Annual Management Fee	Redemption Fee
Euro B	Euros	up to 5 %	Euro 5,000	0.75%	None
Euro B (Inc.)	Euros	up to 5 %	Euro 5,000	0.75%	None
"Sterling J (Acc.)" (hedged) Shares, "Sterling J (Inc.)" (hedged) Shares, "CHF J" (hedged) Shares, "USD J" (hedged) Shares and "USD J (Inc.)" (hedged) Shares					
Class	Currency	Initial Sales Charge	Minimum Initial Investment	Annual Management Fee	Redemption Fee
Sterling J (Acc.) (hedged)	GBP	up to 5 %	£5,000	0.75%	None
Sterling J (Inc.) (hedged)	GBP	up to 5 %	£5,000	0.75%	None
CHF J (hedged)	CHF	up to 5 %	CHF5,000	0.75%	None
USD J (hedged)	USD	up to 5 %	US\$5,000	0.75%	None
USD J (Inc.) (hedged)	USD	up to 5 %	US\$5,000	0.75%	None
"Euro C" Shares and "Euro C (Inc.)" Shares					
Class	Currency	Initial Sales Charge	Minimum Initial Investment	Annual Management Fee	Redemption Fee
Euro C	Euros	up to 5 %	Euro 500,000	0.50%	None
Euro C (Inc.)	Euros	up to 5 %	Euro 500,000	0.50%	None
"Sterling I (Acc.)" (hedged) Shares, "Sterling I (Inc.)" (hedged) Shares, "CHF I" (hedged) Shares, "USD I" (hedged) Shares, and "USD I (Inc.)" (hedged) Shares					
Class	Currency	Initial Sales Charge	Minimum Initial Investment	Annual Management Fee	Redemption Fee
Sterling I (Acc.) (hedged)	GBP	up to 5 %	£500,000	0.50%	None
Sterling I (Inc.) (hedged)	GBP	up to 5 %	£500,000	0.50%	None
CHF I (hedged)	CHF	up to 5 %	CHF500,000	0.50%	None
USD I	USD	up to 5 %	US\$500,000	0.50%	None

(hedged)					
USD I (Inc.) (hedged)	USD	up to 5 %	US\$500,000	0.50%	None
"Euro W" Shares, "Euro W (Inc.)" Shares, "Sterling W (Acc.)" (hedged) Shares, "Sterling W (Inc.)" (hedged) Shares, "CHF W" (hedged) Shares, "USD W" (hedged) Shares and "USD W (Inc.)" (hedged) Shares					
Class	Currency	Initial Sales Charge	Minimum Initial Investment	Annual Management Fee	Redemption Fee
Euro W	Euros	up to 5 %	Euro 15,000,000	0.40%	None
Euro W (Inc.)	Euros	up to 5 %	Euro 15,000,000	0.40%	None
Sterling W (Acc.) (hedged)	GBP	up to 5 %	£15,000,000	0.40%	None
Sterling W (Inc.) (hedged)	GBP	up to 5 %	£15,000,000	0.40%	None
CHF W (hedged)	CHF	up to 5 %	CHF 15,000,000	0.40%	None
USD W (hedged)	USD	up to 5 %	US\$15,000,000	0.40%	None
USD W (Inc.) (hedged)	USD	up to 5 %	US\$15,000,000	0.40%	None
"Euro X" Shares, "Euro X (Inc.)" Shares, "Sterling X (Acc.)" Shares, "Sterling X (Inc.)" Shares, "Sterling X (Acc.)" (hedged) Shares, "Sterling X (Inc.)" (hedged) Shares "CHF X" Shares, "USD X" Shares and "USD X (Inc.)" Shares					
Class	Currency	Initial Sales Charge	Minimum Initial Investment	Annual Management Fee	Redemption Fee
Euro X	Euros	None	None	None	None
Euro X (Inc.)	Euros	None	None	None	None
Sterling X	GBP	None	None	None	None
Sterling X (Inc.)	GBP	None	None	None	None
Sterling X (Acc.) (hedged)	GBP	None	None	None	None
Sterling X (Inc.) (hedged)	GBP	None	None	None	None
CHF X	CHF	None	None	None	None
USD X	USD	None	None	None	None
USD X (Inc.)	USD	None	None	None	None