

DWS Concept DJE Globale Aktien / DE0009777003 / 977700 / DWS Investment GmbH

| Last 05/29/2024 ¹ | Region | Branch | Type of yield | Type |
|------------------------------|-----------|---------------|---------------|-------------|
| 466.15 EUR | Worldwide | Mixed Sectors | reinvestment | Equity Fund |

■ DWS Concept DJE Globale Aktien
■ Benchmark: IX Aktien Welt EUR



Risk key figures

SRI 1 2 3 4 5 6 7

Mountain-View Funds Rating² EDA³

74

Yearly Performance

| | |
|------|---------|
| 2023 | +12.69% |
| 2022 | -17.41% |
| 2021 | +22.85% |
| 2020 | +16.62% |
| 2019 | +19.93% |

| Master data | | Conditions | | Other figures | |
|---------------------|-------------------------------|------------------------|----------|--|-------|
| Fund type | Single fund | Issue surcharge | 5.00% | Minimum investment | UNT 0 |
| Category | Equity | Planned administr. fee | 0.00% | Savings plan | Yes |
| Sub category | Mixed Sectors | Deposit fees | 0.00% | UCITS / OGAW | Yes |
| Fund domicile | Germany | Redemption charge | 0.00% | Performance fee | 0.00% |
| Tranch volume | (05/29/2024) EUR 561.80 mill. | Ongoing charges | - | Redeployment fee | 0.00% |
| Total volume | (04/30/2024) EUR 548.83 mill. | Dividends | | Investment company | |
| Launch date | 7/3/1995 | 02.01.2018 | 1.34 EUR | DWS Investment GmbH Mainzer Landstraße 11-17, 60329, Frankfurt am Main Germany https://www.dws.de | |
| KEST report funds | Yes | 02.01.2017 | 1.44 EUR | | |
| Business year start | 01.01. | 04.01.2016 | 0.95 EUR | | |
| Sustainability type | - | 02.01.2015 | 1.18 EUR | | |
| Fund manager | Dr. Jan Ehrhardt | 02.01.2014 | 0.64 EUR | | |

| Performance | 1M | 6M | YTD | 1Y | 2Y | 3Y | 5Y | Since start |
|------------------|--------|---------|---------|---------|---------|---------|---------|-------------|
| Performance | +2.59% | +14.22% | +11.69% | +15.46% | +14.76% | +15.68% | +63.98% | +879.69% |
| Performance p.a. | - | - | - | +15.46% | +7.12% | +4.98% | +10.38% | +8.21% |
| Sharpe ratio | 4.02 | 2.97 | 2.89 | 1.28 | 0.30 | 0.10 | 0.47 | 0.33 |
| Volatility | 8.15% | 9.07% | 9.55% | 9.18% | 11.00% | 11.80% | 14.02% | 13.33% |
| Worst month | - | -1.66% | -1.66% | -1.85% | -6.91% | -6.91% | -8.20% | -12.97% |
| Best month | - | 4.17% | 3.90% | 4.17% | 5.46% | 5.46% | 11.45% | 14.01% |
| Maximum loss | -0.91% | -4.52% | -4.52% | -5.29% | -11.14% | -19.19% | -27.32% | - |

Distribution permission

Austria, Germany, Switzerland

¹ Important note on update status: The displayed date refers exclusively to the calculation of the NAV.

² The Mountain-View Data Fund Rating calculates a comparative ranking for funds using yield, volatility and trend data. For more information visit [MVD Funds Rating](#)

³ Displays the Ethical-Dynamical Ratio calculated according to standard criteria. The maximum value is 100. For more information visit [EDA](#)

DWS Concept DJE Globale Aktien / DE0009777003 / 977700 / DWS Investment GmbH

Investment strategy

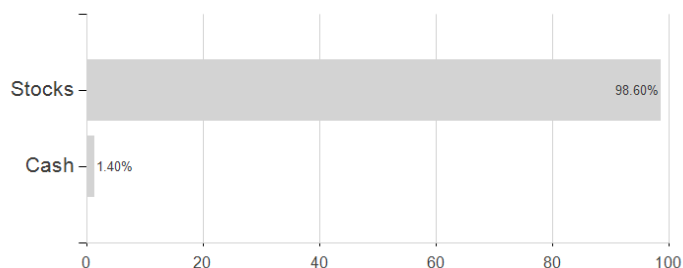
To achieve this, the fund invests mainly in equities of domestic and foreign issuers. The weighting of equity investments in the fund will be changed based on the fund management's assessment of the future prospects of the individual countries and sectors. The aspects of growth and/or income are to the forefront when making decisions. In addition, the fund may also invest in interest-bearing securities. The fund promotes environmental and social characteristics or a combination of these characteristics without pursuing an explicit ESG and/or sustainable investment strategy. The selection of the individual investments is at the discretion of the fund management.

Investment goal

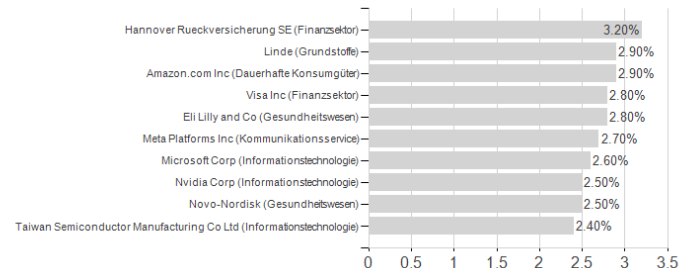
The fund is actively managed. The fund is not managed in reference to a benchmark. The fund promotes environmental and social characteristics and is subject to the disclosure requirements of a financial product in accordance with article 8(1) of Regulation (EU) 2019/2088 on sustainability-related disclosures in the financial services sector. More ESG information is available in the sales prospectus and on the DWS website. The objective of the investment policy is to achieve a return in euro.

Assessment Structure

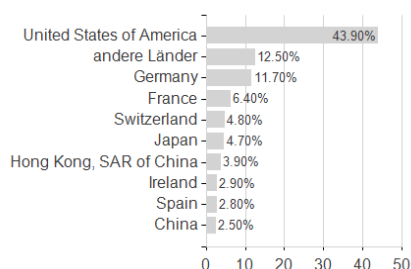
Assets



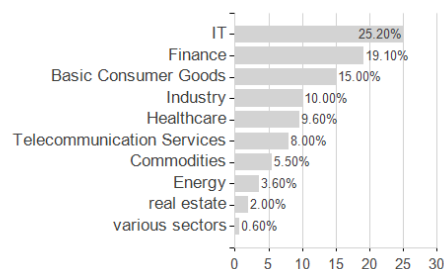
Largest positions



Countries



Branches



Currencies

