

Siemens EuroCash / DE0009772632 / 977263 / Siemens Fonds Invest

Last 06/19/2024 <sup>1</sup>	Region	Branch	Type of yield	Type
11.80 EUR	Worldwide	Values associated w/ Money Market	reinvestment	Money Market Fund



Risk key figures

SRI 1 2 3 4 5 6 7

Mountain-View Funds Rating<sup>2</sup> EDA<sup>3</sup>

▲ ▲ ▲ ▲ ▲ ▲

Yearly Performance

2023	+3.74%
2022	-4.75%
2021	-0.51%
2020	-0.34%
2019	+0.34%

Master data		Conditions		Other figures	
-------------	--	------------	--	---------------	--

Fund type	Single fund	Issue surcharge	0.00%	Minimum investment	UNT 0
Category	Money Market	Planned administr. fee	0.00%	Savings plan	Yes
Sub category	Values associated w/ Money Market	Deposit fees	0.20%	UCITS / OGAW	Yes
Fund domicile	Germany	Redemption charge	0.00%	Performance fee	0.00%
Tranch volume	(06/19/2024) EUR 387.31 mill.	Ongoing charges	-	Redeployment fee	0.00%
Total volume	(06/19/2024) EUR 387.31 mill.	<b>Dividends</b>		<b>Investment company</b>	
Launch date	8/1/2000	02.01.2018	0.06 EUR	Siemens Fonds Invest	
KESr report funds	No	02.01.2017	0.07 EUR	Otto-Hahn-Ring 6, 81739, München	
Business year start	01.01.	04.01.2016	0.10 EUR	Germany	
Sustainability type	-	02.01.2015	0.13 EUR	https://www.siemens.com	
Fund manager	Siemens Fonds Invest GmbH	03.01.2014	0.13 EUR		

Performance	1M	6M	YTD	1Y	2Y	3Y	5Y	Since start
Performance	+0.34%	+1.46%	+1.29%	+3.96%	+4.70%	-0.42%	-0.67%	+14.91%
Performance p.a.	-	-	-	+3.95%	+2.32%	-0.14%	-0.13%	+0.77%
Sharpe ratio	0.81	-0.89	-1.06	0.28	-1.02	-2.94	-3.11	-3.05
Volatility	0.80%	0.85%	0.86%	0.89%	1.36%	1.31%	1.24%	0.96%
Worst month	-	-0.09%	-0.09%	-0.09%	-1.22%	-1.22%	-3.53%	-3.53%
Best month	-	0.78%	0.78%	0.78%	1.15%	1.15%	1.15%	1.15%
Maximum loss	-0.09%	-0.17%	-0.17%	-0.18%	-2.62%	-6.23%	-6.62%	-

Distribution permission

Germany

1 Important note on update status: The displayed date refers exclusively to the calculation of the NAV.  
 2 The Mountain-View Data Fund Rating calculates a comparative ranking for funds using yield, volatility and trend data. For more information visit [MVD Funds Rating](#)  
 3 Displays the Ethical-Dynamical Ratio calculated according to standard criteria. The maximum value is 100. For more information visit [EDA](#)

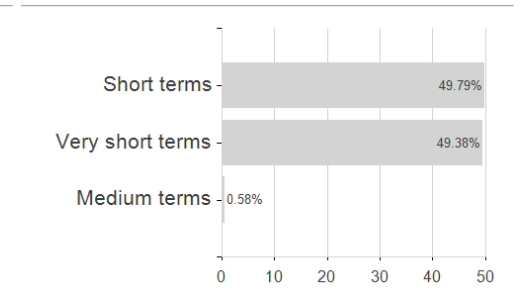
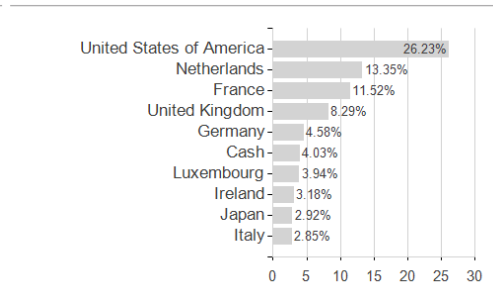
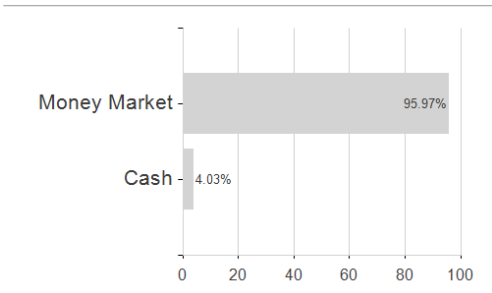
DISCLAIMER: The information on this page are for informational purposes only and should neither an offer to sell nor a solicitation for the purchase of the security or recommendation in favor of the security to be understood. baha GmbH assumes no liability despite thorough searches for the accuracy of the data.  
 Funds data from: www.mountain-view.com. Fact Sheet created by: www.baha.com

Created: 06/21/2024

**Siemens EuroCash / DE0009772632 / 977263 / Siemens Fonds Invest**

Assessment Structure

Assets Countries Duration



Largest positions

Issuer

Currencies

