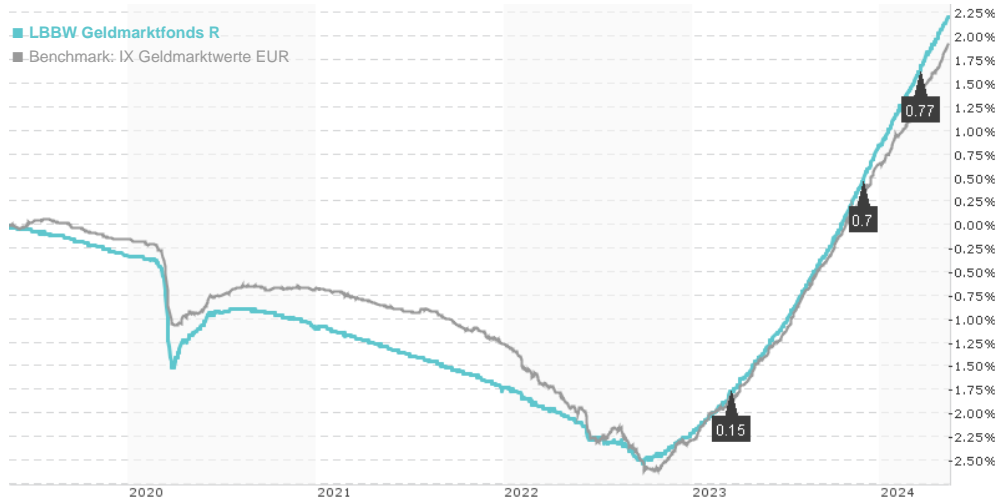


LBBW Geldmarktfonds R / DE0009766832 / 976683 / LBBW AM

| Last 05/14/2024 ¹ | Region | Branch | Type of yield | Type |
|------------------------------|-----------|-------------------------|-----------------|-------------------|
| 47.64 EUR | Worldwide | Money Market Securities | paying dividend | Money Market Fund |



Risk key figures

| | | | | | | | |
|-----|---|---|---|---|---|---|---|
| SRI | 1 | 2 | 3 | 4 | 5 | 6 | 7 |
|-----|---|---|---|---|---|---|---|

Mountain-View Funds Rating²

EDA³



Yearly Performance

| | |
|------|--------|
| 2023 | +3.13% |
| 2022 | -0.51% |
| 2021 | -0.63% |
| 2020 | -0.79% |
| 2019 | -0.39% |

| Master data | | Conditions | | Other figures | |
|---------------------|-------------------------------|------------------------|----------|--|-------|
| Fund type | Single fund | Issue surcharge | 0.00% | Minimum investment | UNT 0 |
| Category | Money Market | Planned administr. fee | 0.00% | Savings plan | - |
| Sub category | Money Market Securities | Deposit fees | 0.06% | UCITS / OGAW | Yes |
| Fund domicile | Germany | Redemption charge | 0.00% | Performance fee | 0.00% |
| Tranch volume | - | Ongoing charges | - | Redeployment fee | 0.00% |
| Total volume | (05/14/2024) EUR 385.98 mill. | Dividends | | Investment company | |
| Launch date | 9/28/1994 | 18.03.2024 | 0.77 EUR | LBBW AM Pariser Platz 1, Haus 5, 70174, Stuttgart Germany https://www.lbbw-am.de | |
| KESr report funds | Yes | 28.11.2023 | 0.70 EUR | | |
| Business year start | 01.02. | 16.03.2023 | 0.15 EUR | | |
| Sustainability type | - | 16.03.2022 | 0.12 EUR | | |
| Fund manager | Ulrike Scheef | 16.03.2021 | 0.03 EUR | | |

| Performance | 1M | 6M | YTD | 1Y | 2Y | 3Y | 5Y | Since start |
|------------------|--------|--------|--------|--------|--------|--------|--------|-------------|
| Performance | +0.27% | +1.90% | +1.35% | +3.64% | +4.35% | +3.54% | +2.21% | +50.40% |
| Performance p.a. | - | - | - | +3.64% | +2.15% | +1.16% | +0.44% | +1.41% |
| Sharpe ratio | -1.42 | 0.19 | -0.34 | -0.84 | -6.87 | -11.21 | -12.50 | -4.10 |
| Volatility | 0.23% | 0.23% | 0.24% | 0.21% | 0.24% | 0.24% | 0.27% | 0.59% |
| Worst month | - | 0.13% | 0.13% | 0.13% | -0.17% | -0.17% | -1.08% | -4.51% |
| Best month | - | 0.36% | 0.36% | 0.36% | 0.36% | 0.36% | 0.36% | 0.59% |
| Maximum loss | 0.00% | -0.02% | -0.02% | -0.02% | -0.49% | -1.26% | -2.52% | - |

Distribution permission

Austria, Germany

¹ Important note on update status: The displayed date refers exclusively to the calculation of the NAV.

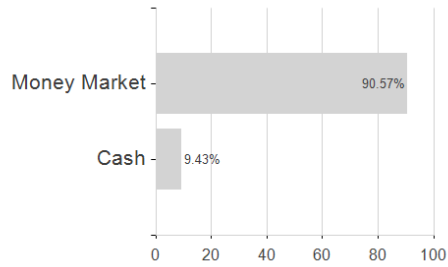
² The Mountain-View Data Fund Rating calculates a comparative ranking for funds using yield, volatility and trend data. For more information visit [MVD Funds Rating](#)

³ Displays the Ethical-Dynamical Ratio calculated according to standard criteria. The maximum value is 100. For more information visit [EDA](#)

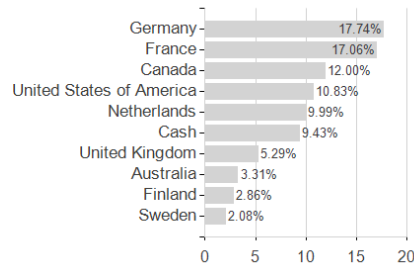
LBBW Geldmarktfonds R / DE0009766832 / 976683 / LBBW AM

Assessment Structure

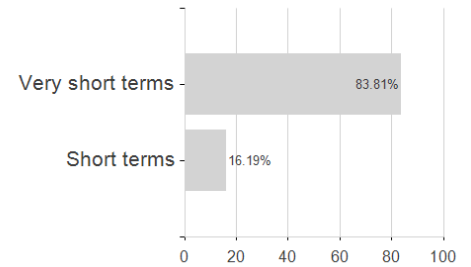
Assets



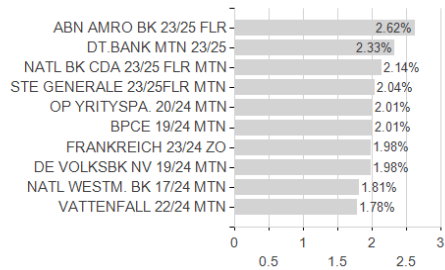
Countries



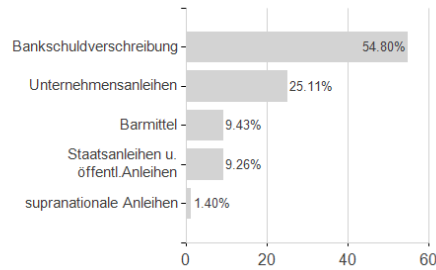
Duration



Largest positions



Issuer



Currencies

