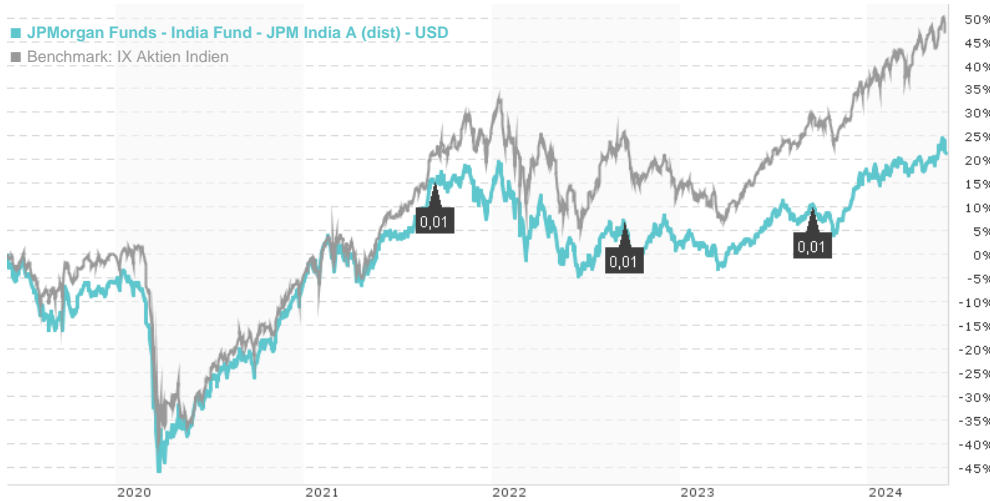


JPMorgan Funds - India Fund - JPM India A (dist) - USD / LU0058908533 / 974541 / JPMorgan AM (EU)

Last 05/31/2024 ¹	Country	Branch	Type of yield	Type
122.76 USD	India	Mixed Sectors	paying dividend	Equity Fund

■ JPMorgan Funds - India Fund - JPM India A (dist) - USD
■ Benchmark: IX Aktien Indien



Risk key figures

SRI 1 2 3 4 5 6 7

Mountain-View Funds Rating²EDA³

70

Yearly Performance

2023	+15.03%
2022	-10.09%
2021	+20.26%
2020	+0.71%
2019	+2.51%

Master data		Conditions		Other figures	
Fund type	Single fund	Issue surcharge	5.00%	Minimum investment	USD 35,000.00
Category	Equity	Planned administr. fee	0.00%	Savings plan	-
Sub category	Mixed Sectors	Deposit fees	0.00%	UCITS / OGAW	Yes
Fund domicile	Luxembourg	Redemption charge	0.50%	Performance fee	0.00%
Tranch volume	(05/31/2024) USD 285.12 mill.	Ongoing charges	-	Redeployment fee	0.00%
Total volume	(05/31/2024) USD 599.88 mill.	Dividends		Investment company	
Launch date	9/1/1995	13.09.2023	0.01 USD	JPMorgan AM (EU) PO Box 275, 2012, Luxembourg Luxembourg https://www.jpmorganassetmanagement.de	
KESr report funds	Yes	14.09.2022	0.01 USD		
Business year start	01.07.	09.09.2021	0.01 USD		
Sustainability type	-	10.09.2020	0.01 USD		
Fund manager	Amit Mehta, Ayaz Ebrahim, Sandip Patodia	05.09.2019	0.01 USD		

Performance	1M	6M	YTD	1Y	2Y	3Y	5Y	Since start
Performance	+0.95%	+8.94%	+3.12%	+16.94%	+18.00%	+16.79%	+24.47%	+1234.68%
Performance p.a.	-	-	-	+16.89%	+8.62%	+5.30%	+4.47%	+9.43%
Sharpe ratio	0.77	1.37	0.36	1.33	0.42	0.11	0.03	0.23
Volatility	10.39%	10.92%	10.95%	9.88%	11.44%	14.06%	20.99%	24.73%
Worst month	-	-0.73%	-0.73%	-2.81%	-5.77%	-5.77%	-29.55%	-29.55%
Best month	-	6.03%	5.64%	6.03%	6.57%	9.32%	13.41%	31.09%
Maximum loss	-2.55%	-3.60%	-3.60%	-6.48%	-10.55%	-20.22%	-45.66%	-

Distribution permission

Austria, Germany, Switzerland, United Kingdom

¹ Important note on update status: The displayed date refers exclusively to the calculation of the NAV.

² The Mountain-View Data Fund Rating calculates a comparative ranking for funds using yield, volatility and trend data. For more information visit [MVD Funds Rating](#)

³ Displays the Ethical-Dynamical Ratio calculated according to standard criteria. The maximum value is 100. For more information visit [EDA](#)

JPMorgan Funds - India Fund - JPM India A (dist) - USD / LU0058908533 / 974541 / JPMorgan AM (EU)

Investment strategy

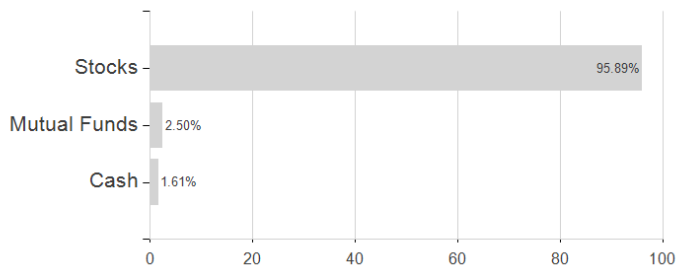
At least 67% of assets invested in equities of companies that are domiciled, or carrying out the main part of their economic activity, in India. The Sub-Fund may also invest in Pakistan, Sri Lanka and Bangladesh. The Sub-Fund may be concentrated in a limited number of securities or sectors from time to time. A Mauritius Subsidiary, wholly-owned by JPMorgan Funds, may be used to facilitate an efficient means of investing.

Investment goal

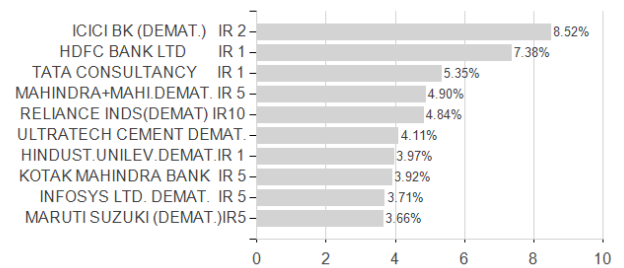
To provide long-term capital growth by investing primarily in Indian companies.

Assessment Structure

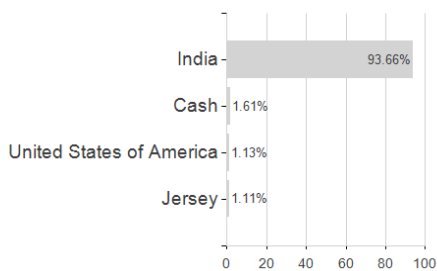
Assets



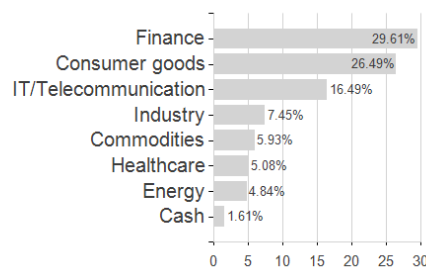
Largest positions



Countries



Branches



Currencies

