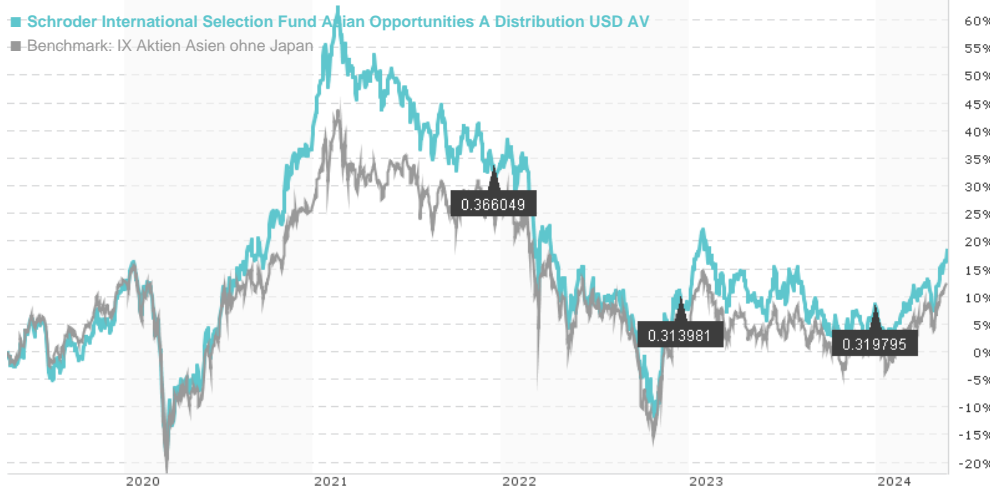


Schroder International Selection Fund Asian Opportunities A Distribution USD AV / LU0048388663 / 973045 /

Last 05/16/2024 ¹	Region	Branch	Type of yield	Type
16.69 USD	Asia (excl. Japan)	Mixed Sectors	paying dividend	Equity Fund

■ Schroder International Selection Fund Asian Opportunities A Distribution USD AV
■ Benchmark: IX Aktien Asien ohne Japan



Risk key figures

SRI 1 2 3 4 5 6 7

Mountain-View Funds Rating² EDA³

74

Yearly Performance

2023	+0.72%
2022	-19.86%
2021	-4.40%
2020	+26.26%
2019	+22.79%

Master data		Conditions		Other figures	
Fund type	Single fund	Issue surcharge	5.00%	Minimum investment	USD 1,000.00
Category	Equity	Planned administr. fee	0.00%	Savings plan	-
Sub category	Mixed Sectors	Deposit fees	0.30%	UCITS / OGAW	Yes
Fund domicile	Luxembourg	Redemption charge	0.00%	Performance fee	0.00%
Tranch volume	(05/16/2024) USD 145.14 mill.	Ongoing charges	-	Redeployment fee	0.00%
Total volume	(05/16/2024) USD 5,855.19 mill.	Dividends		Investment company	
Launch date	10/29/1993	28.12.2023	0.32 USD	Schroder IM (EU) 5, rue Höhenhof, 1736, Senningerberg Luxembourg https://www.schroders.com	
KESr report funds	Yes	15.12.2022	0.31 USD		
Business year start	01.01.	16.12.2021	0.37 USD		
Sustainability type	-	17.12.2020	0.28 USD		
Fund manager	Toby Hudson	19.12.2019	0.35 USD		

Performance	1M	6M	YTD	1Y	2Y	3Y	5Y	Since start
Performance	+9.46%	+10.96%	+9.05%	+8.47%	+9.93%	-18.20%	+17.33%	+368.71%
Performance p.a.	-	-	-	+8.45%	+4.84%	-6.48%	+3.24%	+5.18%
Sharpe ratio	12.35	1.49	1.62	0.32	0.06	-0.57	-0.03	0.07
Volatility	15.92%	13.10%	13.93%	14.35%	17.68%	17.96%	18.69%	19.94%
Worst month	-	-5.73%	-5.73%	-6.49%	-12.33%	-12.33%	-14.89%	-26.34%
Best month	-	5.74%	5.74%	5.74%	21.06%	21.06%	21.06%	24.41%
Maximum loss	-1.26%	-8.13%	-6.97%	-13.67%	-23.60%	-41.67%	-45.66%	-

Distribution permission

Austria, Germany, Switzerland, United Kingdom, Luxembourg

¹ Important note on update status: The displayed date refers exclusively to the calculation of the NAV.

² The Mountain-View Data Fund Rating calculates a comparative ranking for funds using yield, volatility and trend data. For more information visit [MVD Funds Rating](#)

³ Displays the Ethical-Dynamical Ratio calculated according to standard criteria. The maximum value is 100. For more information visit [EDA](#)

Schroder International Selection Fund Asian Opportunities A Distribution USD AV / LU0048388663 / 973045 /

Investment strategy

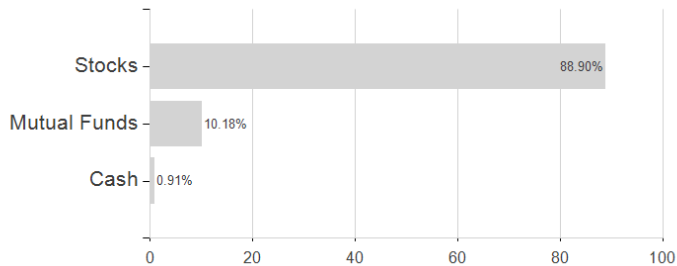
The fund is actively managed and invests at least two-thirds of its assets in equity and equity related securities of Asian companies (excluding Japan).

Investment goal

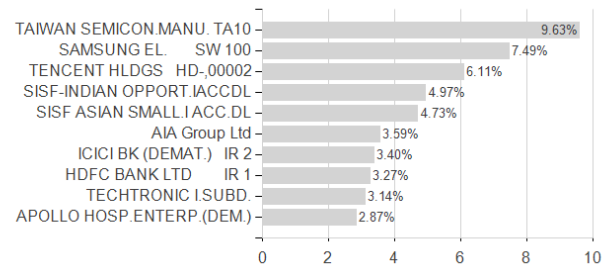
The fund aims to provide capital growth in excess of the MSCI AC Asia ex Japan (Net TR) Index after fees have been deducted over a three to five year period by investing in equities of Asian companies (excluding Japan).

Assessment Structure

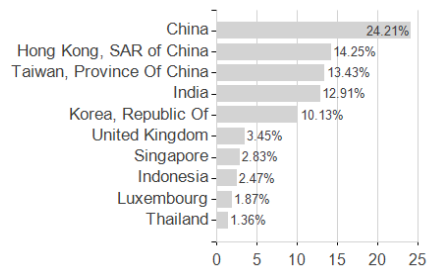
Assets



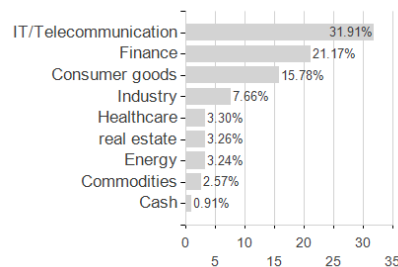
Largest positions



Countries



Branches



Currencies

