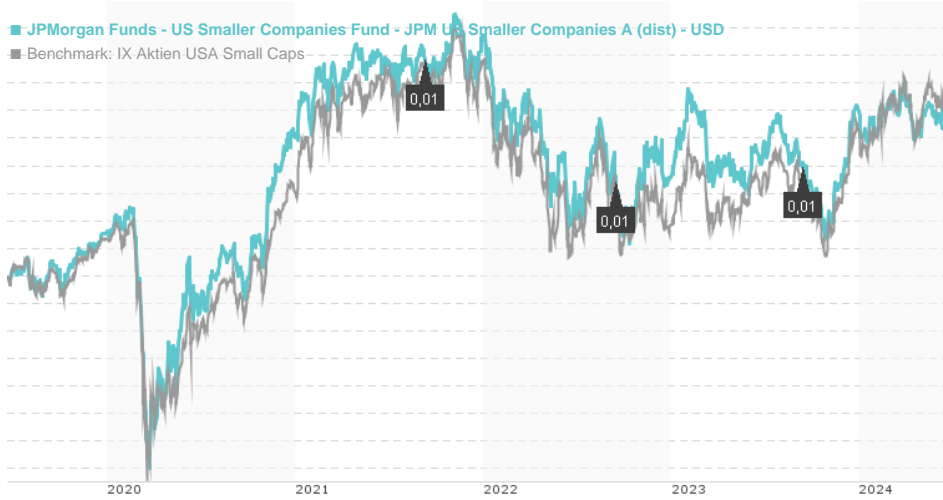


JPMorgan Funds - US Smaller Companies Fund - JPM US Smaller Companies A (dist) - USD / LU0053697206 / 971611

Last 06/20/2024 <sup>1</sup>	Country	Branch	Type of yield	Type
304.85 USD	United States of America	Mixed Sectors	paying dividend	Equity Fund



Risk key figures

SRI 1 2 3 4 5 6 7

Mountain-View Funds Rating<sup>2</sup> EDA<sup>3</sup>

75

Yearly Performance

2023	+10.76%
2022	-17.59%
2021	+14.35%
2020	+15.54%
2019	+28.87%

Master data		Conditions		Other figures	
Fund type	Single fund	Issue surcharge	5.00%	Minimum investment	USD 35,000.00
Category	Equity	Planned administr. fee	0.00%	Savings plan	-
Sub category	Mixed Sectors	Deposit fees	0.00%	UCITS / OGAW	Yes
Fund domicile	Luxembourg	Redemption charge	0.50%	Performance fee	0.00%
Tranch volume	(06/20/2024) USD 84.61 mill.	Ongoing charges	-	Redeployment fee	0.00%
Total volume	(06/20/2024) USD 914.40 mill.	Dividends		Investment company	
Launch date	12/1/1988	13.09.2023	0.01 USD	JPMorgan AM (EU)	
KESt report funds	Yes	14.09.2022	0.01 USD	PO Box 275, 2012, Luxembourg	
Business year start	01.07.	09.09.2021	0.01 USD	Luxembourg	
Sustainability type	-	10.09.2020	0.01 USD	<a href="https://www.jpmorganassetmanagement.de">https://www.jpmorganassetmanagement.de</a>	
Fund manager	Don San Jose, Dan Percella, Jon Brachle	05.09.2019	0.01 USD		

Performance	1M	6M	YTD	1Y	2Y	3Y	5Y	Since start
Performance	-2.21%	-0.19%	-1.91%	+5.21%	+16.32%	-6.28%	+27.52%	+3067.76%
Performance p.a.	-	-	-	+5.19%	+7.85%	-2.14%	+4.98%	+10.20%
Sharpe ratio	-1.76	-0.26	-0.49	0.09	0.21	-0.29	0.05	0.37
Volatility	15.25%	15.51%	15.85%	16.10%	19.71%	20.08%	23.32%	17.57%
Worst month	-	-6.25%	-6.25%	-8.15%	-8.59%	-9.96%	-19.27%	-25.18%
Best month	-	11.29%	11.29%	11.29%	11.29%	11.29%	17.25%	19.84%
Maximum loss	-3.23%	-7.67%	-7.67%	-17.49%	-20.35%	-28.23%	-42.09%	-

Distribution permission

Austria, Germany, Switzerland, United Kingdom

1 Important note on update status: The displayed date refers exclusively to the calculation of the NAV.

2 The Mountain-View Data Fund Rating calculates a comparative ranking for funds using yield, volatility and trend data. For more information visit [MVD Funds Rating](#)

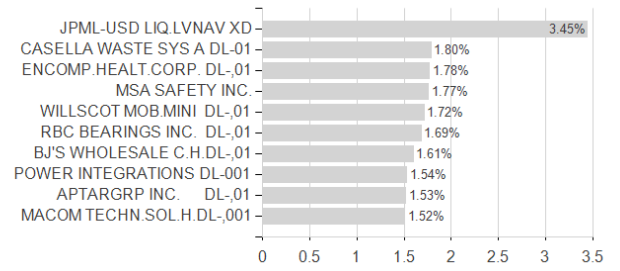
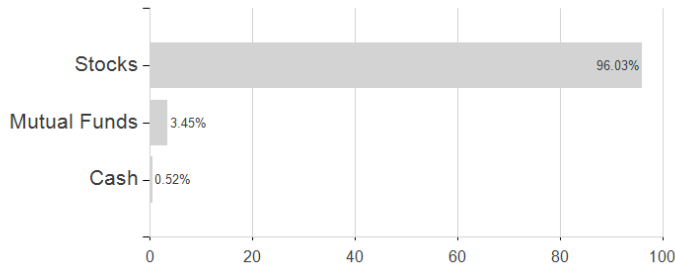
3 Displays the Ethical-Dynamical Ratio calculated according to standard criteria. The maximum value is 100. For more information visit [EDA](#)

**JPMorgan Funds - US Smaller Companies Fund - JPM US Smaller Companies A (dist) - USD / LU0053697206 / 971611**

Assessment Structure

Assets

Largest positions



Countries

Branches

Currencies

