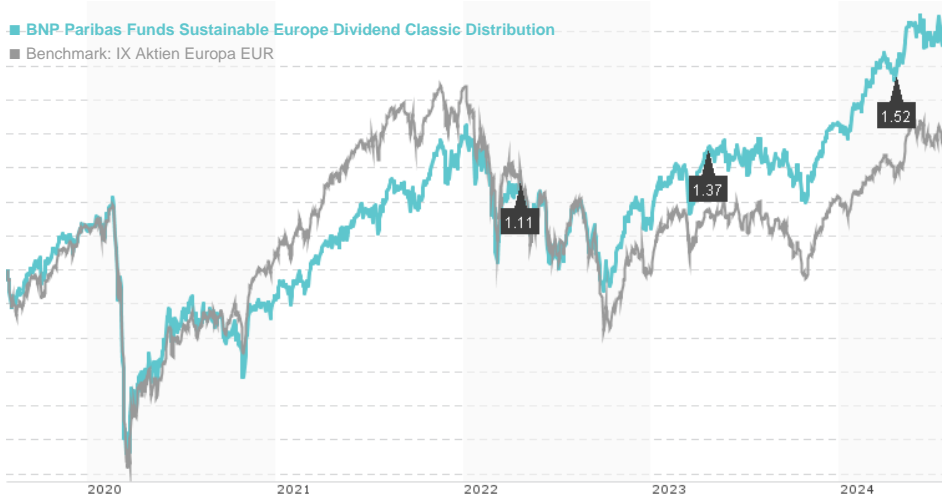


BNP Paribas Funds Sustainable Europe Dividend Classic Distribution / LU0111491626 / 937834 / BNP PARIBAS AM

| | | | | |
|------------------------------|--------|---------------|-----------------|-------------|
| Last 07/25/2024 ¹ | Region | Branch | Type of yield | Type |
| 49.39 EUR | Europe | Mixed Sectors | paying dividend | Equity Fund |

■ BNP Paribas Funds Sustainable Europe Dividend Classic Distribution
■ Benchmark: IX Aktien Europa EUR



Risk key figures

SRI 1 2 3 4 5 6 7

Mountain-View Funds Rating² EDA³

▲▲▲▲▲▲ 73

Yearly Performance

| | |
|------|---------|
| 2023 | +14.65% |
| 2022 | -11.06% |
| 2021 | +24.61% |
| 2020 | -9.56% |
| 2019 | +20.60% |

| Master data | | Conditions | | Other figures | |
|---------------------|-------------------------------|------------------------|----------|---|-------|
| Fund type | Single fund | Issue surcharge | 3.00% | Minimum investment | UNT 0 |
| Category | Equity | Planned administr. fee | 0.00% | Savings plan | - |
| Sub category | Mixed Sectors | Deposit fees | 0.00% | UCITS / OGAW | Yes |
| Fund domicile | Luxembourg | Redemption charge | 0.00% | Performance fee | 0.00% |
| Tranch volume | (07/25/2024) EUR 4.56 mill. | Ongoing charges | - | Redeployment fee | 0.00% |
| Total volume | (07/25/2024) EUR 132.86 mill. | Dividends | | Investment company | |
| Launch date | 10/17/2000 | 19.04.2024 | 1.52 EUR | BNP PARIBAS AM (LU) | |
| KESt report funds | Yes | 19.04.2023 | 1.37 EUR | 10, rue Edward Steichen, 2540, Luxembourg | |
| Business year start | 01.01. | 20.04.2022 | 1.11 EUR | Luxembourg | |
| Sustainability type | Ethics/ecology | 20.04.2021 | 1.04 EUR | https://www.bnpparibas-am.com | |
| Fund manager | JORROT Sabine | 20.04.2020 | 1.57 EUR | | |

| Performance | 1M | 6M | YTD | 1Y | 2Y | 3Y | 5Y | Since start |
|------------------|--------|--------|--------|---------|---------|---------|---------|-------------|
| Performance | -1.34% | +8.74% | +9.49% | +12.53% | +25.82% | +21.82% | +33.97% | +18.51% |
| Performance p.a. | - | - | - | +12.50% | +12.15% | +6.80% | +6.02% | +0.72% |
| Sharpe ratio | -1.76 | 1.50 | 1.42 | 0.87 | 0.73 | 0.23 | 0.14 | -0.16 |
| Volatility | 10.68% | 9.75% | 9.74% | 10.10% | 11.55% | 13.80% | 16.62% | 18.23% |
| Worst month | - | -1.63% | -1.63% | -3.10% | -5.75% | -7.86% | -14.05% | -14.05% |
| Best month | - | 3.87% | 3.87% | 6.14% | 6.89% | 6.89% | 12.40% | 12.40% |
| Maximum loss | -2.99% | -3.57% | -3.57% | -8.00% | -11.93% | -20.12% | -34.69% | - |

Distribution permission

Austria, Germany, Switzerland, United Kingdom, Luxembourg

¹ Important note on update status: The displayed date refers exclusively to the calculation of the NAV.

² The Mountain-View Data Fund Rating calculates a comparative ranking for funds using yield, volatility and trend data. For more information visit [MVD Funds Rating](#)

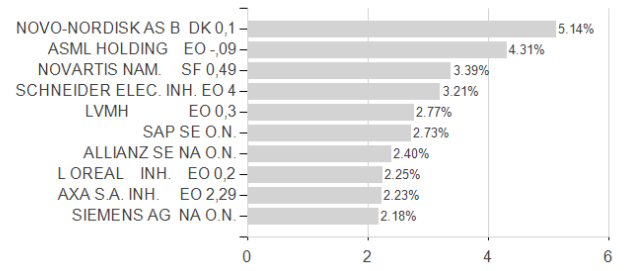
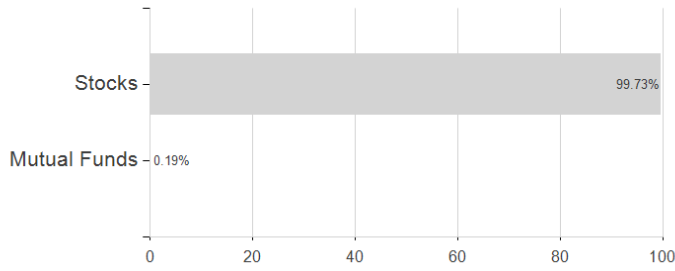
³ Displays the Ethical-Dynamical Ratio calculated according to standard criteria. The maximum value is 100. For more information visit [EDA](#)

BNP Paribas Funds Sustainable Europe Dividend Classic Distribution / LU0111491626 / 937834 / BNP PARIBAS AM

Assessment Structure

Assets

Largest positions



Countries

Branches

Currencies

