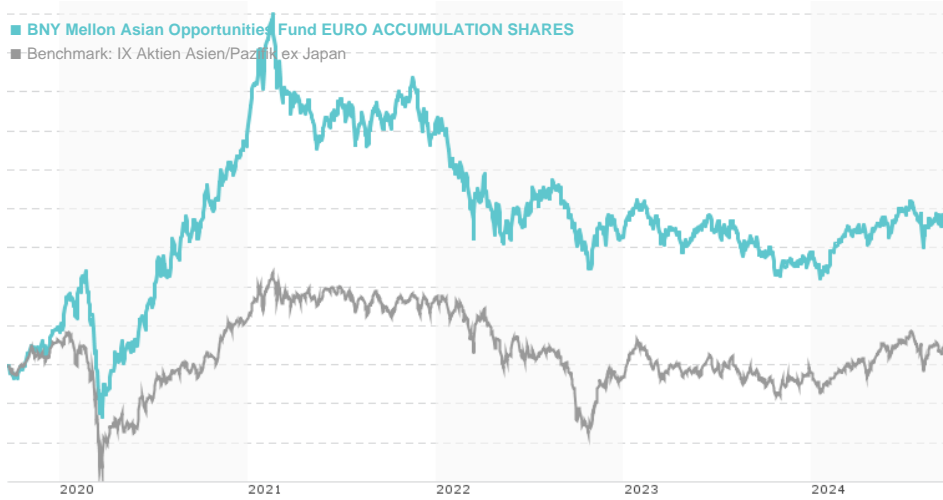


**BNY Mellon Asian Opportunities Fund EURO ACCUMULATION SHARES / GB0006781396 / 930447 / BNY Mellon Fund**

Last 09/20/2024 <sup>1</sup>	Region	Branch	Type of yield	Type
3.96 EUR	Asia/Pacific ex Japan	Mixed Sectors	reinvestment	Equity Fund



**Risk key figures**

SRI	1	2	3	4	5	6	7
Mountain-View Funds Rating <sup>2</sup>	EDA <sup>3</sup>						
	83						

**Yearly Performance**

2023	-3.07%
2022	-17.89%
2021	+0.11%
2020	+49.17%
2019	+27.35%

Master data		Conditions		Other figures	
Fund type	Single fund	Issue surcharge	0.00%	Minimum investment	EUR 5,000.00
Category	Equity	Planned administr. fee	0.00%	Savings plan	-
Sub category	Mixed Sectors	Deposit fees	0.50%	UCITS / OGAW	-
Fund domicile	United Kingdom	Redemption charge	0.00%	Performance fee	0.00%
Tranch volume	(09/20/2024) GBP 2.14 mill.	Ongoing charges	-	Redeployment fee	0.00%
Total volume	-	Dividends		Investment company	
Launch date	1/14/2000	BNY Mellon Fund M.			
KESt report funds	Yes	160 Queen Victoria Street, EC4V4LA, London			
Business year start	01.07.	United Kingdom			
Sustainability type	-	https://www.bnymellon.com			
Fund manager	Paul Birchenough, Ian Smith, Alex Khosla				

Performance	1M	6M	YTD	1Y	2Y	3Y	5Y	Since start
Performance	+2.44%	+5.61%	+9.17%	+8.71%	+1.54%	-12.44%	+42.40%	+247.19%
Performance p.a.	-	-	-	+8.68%	+0.77%	-4.33%	+7.32%	+5.21%
Sharpe ratio	2.74	0.63	0.79	0.45	-0.21	-0.53	0.22	0.09
Volatility	10.69%	12.72%	12.11%	11.70%	12.61%	14.58%	17.31%	18.89%
Worst month	-	-1.45%	-3.89%	-4.60%	-8.90%	-8.90%	-15.55%	-17.16%
Best month	-	5.26%	7.01%	7.01%	9.02%	9.02%	12.79%	13.22%
Maximum loss	-2.21%	-8.35%	-8.35%	-8.35%	-14.07%	-29.47%	-35.52%	-

**Distribution permission**

United Kingdom

<sup>1</sup> Important note on update status: The displayed date refers exclusively to the calculation of the NAV.

<sup>2</sup> The Mountain-View Data Fund Rating calculates a comparative ranking for funds using yield, volatility and trend data. For more information visit [MVD Funds Rating](#)

<sup>3</sup> Displays the Ethical-Dynamical Ratio calculated according to standard criteria. The maximum value is 100. For more information visit [EDA](#)

DISCLAIMER: The information on this page are for informational purposes only and should neither an offer to sell nor a solicitation for the purchase of the security or recommendation in favor of the security to be understood. baha GmbH assumes no liability despite thorough searches for the accuracy of the data.

Funds data from: www.mountain-view.com. Fact Sheet created by: www.baha.com

**BNY Mellon Asian Opportunities Fund EURO ACCUMULATION SHARES / GB0006781396 / 930447 / BNY Mellon Fund**

**Investment strategy**

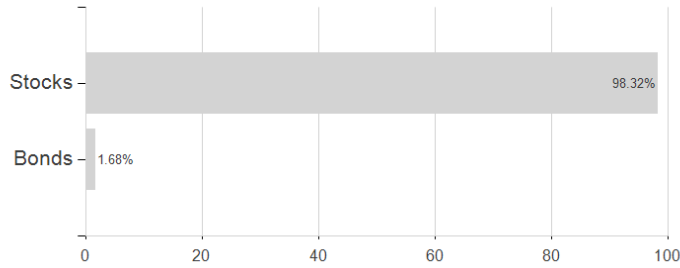
The Fund may: invest in money market instruments, deposits, cash and near cash; use derivatives (financial instruments whose value is derived from other assets) with the aim of risk or cost reduction or to generate additional capital or income; and invest up to 10% in other collective investment schemes (including but not limited to another Sub-Fund or Sub-Funds of the Company or other BNY Mellon funds).

**Investment goal**

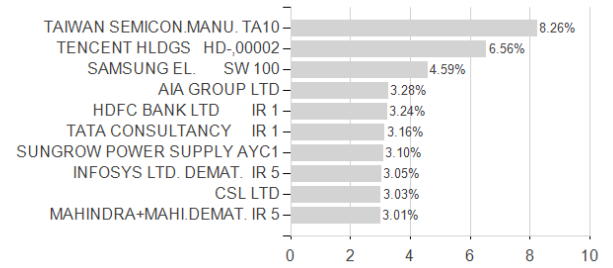
The Fund will: invest in the Asia Pacific region (including Australia and New Zealand but excluding Japan); and invest at least 75% of the portfolio in equities (company shares) of issuers domiciled, incorporated or with significant business in Asian and Pacific markets (including Australia and New Zealand but excluding Japan), including ordinary shares, preference shares and other equity-related securities.

**Assessment Structure**

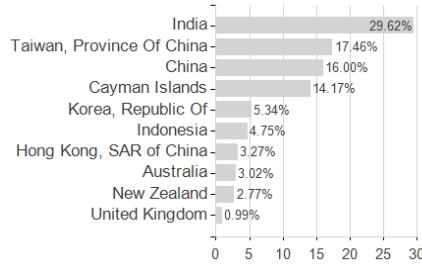
**Assets**



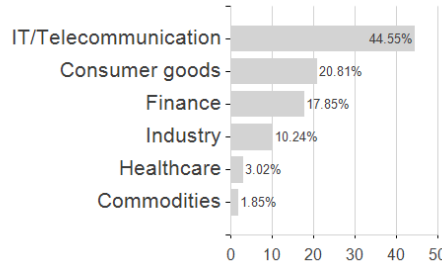
**Largest positions**



**Countries**



**Branches**



**Currencies**

