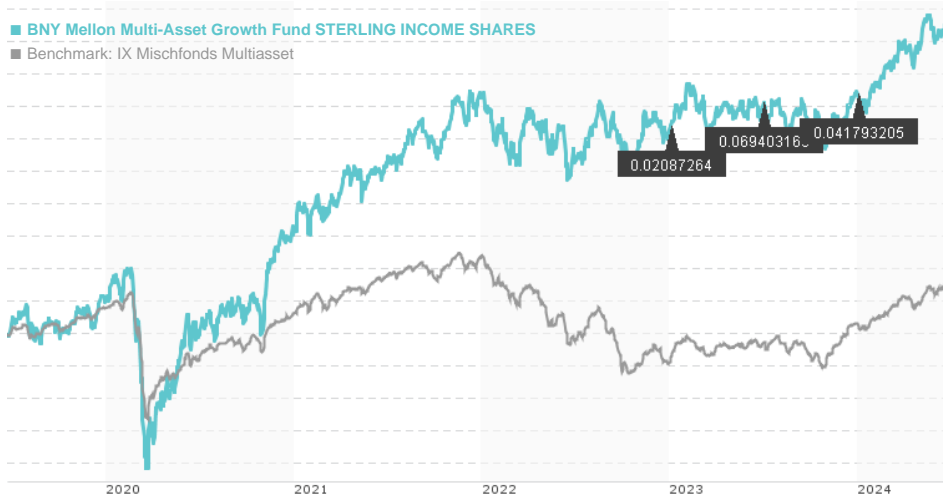


BNY Mellon Multi-Asset Growth Fund STERLING INCOME SHARES / GB0006780984 / 930445 / BNY Mellon Fund M.

Last 06/24/2024 ¹	Region	Branch	Type of yield	Type
12.93 GBP	Worldwide	Multi-asset	paying dividend	Mixed Fund



Risk key figures

SRI	1	2	3	4	5	6	7
Mountain-View Funds Rating ²							EDA ³
							70

Yearly Performance

2023	+4.74%
2022	-3.91%
2021	+18.43%
2020	+9.91%
2019	+19.57%

Master data		Conditions		Other figures	
Fund type	Single fund	Issue surcharge	0.00%	Minimum investment	GBP 1,000.00
Category	Mixed Fund	Planned administr. fee	0.00%	Savings plan	Yes
Sub category	Multi-asset	Deposit fees	0.50%	UCITS / OGAW	-
Fund domicile	United Kingdom	Redemption charge	0.00%	Performance fee	0.00%
Tranch volume	(06/24/2024) GBP 1,136.06 mill.	Ongoing charges	-	Redeployment fee	0.00%
Total volume	-	Dividends		Investment company	
Launch date	4/2/1990	02.01.2024	0.04 GBP	BNY Mellon Fund M.	
KESr report funds	Yes	03.07.2023	0.07 GBP	160 Queen Victoria Street, EC4V4LA, London	
Business year start	01.07.	03.01.2023	0.02 GBP	United Kingdom	
Sustainability type	-	01.07.2022	0.04 GBP	https://www.bnymellon.com	
Fund manager	Bhavin Shah, Simon Nichols, Paul Flood	04.01.2022	0.01 GBP		

Performance	1M	6M	YTD	1Y	2Y	3Y	5Y	Since start
Performance	+0.44%	+7.89%	+7.57%	+10.90%	+17.96%	+18.27%	+47.81%	+321.93%
Performance p.a.	-	-	-	+10.93%	+8.60%	+5.75%	+8.12%	+6.28%
Sharpe ratio	0.22	1.80	1.75	0.92	0.54	0.21	0.35	0.20
Volatility	7.04%	7.26%	7.36%	7.88%	9.08%	9.70%	12.65%	12.96%
Worst month	-	-0.23%	-0.23%	-3.07%	-4.18%	-4.37%	-12.85%	-14.20%
Best month	-	3.51%	3.51%	3.51%	3.51%	4.00%	12.74%	12.74%
Maximum loss	-1.52%	-2.89%	-2.89%	-5.65%	-8.43%	-10.08%	-27.99%	-

Distribution permission

United Kingdom

¹ Important note on update status: The displayed date refers exclusively to the calculation of the NAV.

² The Mountain-View Data Fund Rating calculates a comparative ranking for funds using yield, volatility and trend data. For more information visit [MVD Funds Rating](#)

³ Displays the Ethical-Dynamical Ratio calculated according to standard criteria. The maximum value is 100. For more information visit [EDA](#)

BNY Mellon Multi-Asset Growth Fund STERLING INCOME SHARES / GB0006780984 / 930445 / BNY Mellon Fund M.

Investment strategy

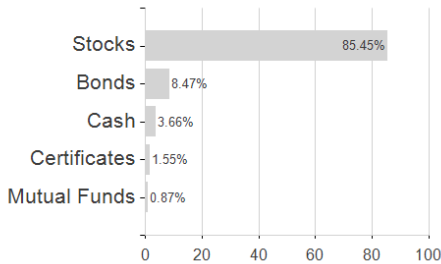
The Fund may: - invest in emerging markets, - invest in money market instruments, deposits, cash and near cash, - invest in bonds rated below investment grade (BBB-) by Standard & Poor's (or equivalent recognised rating agency), - invest in Contingent Convertible Securities (CoCo's), - use derivatives (financial instruments whose value is derived from other assets) with the aim of risk or cost reduction or to generate additional capital or income, and - invest up to 10% in other collective investment schemes (including but not limited to another Sub-Fund or Sub-Funds of the Company or other BNY Mellon funds).

Investment goal

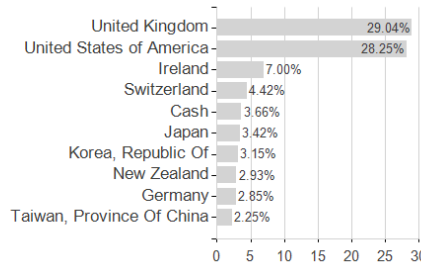
To achieve capital growth and income over the long term (5 years or more). The Fund will: - invest anywhere in the world, - invest at least 75% of the portfolio in UK and international securities across a range of global asset classes including, without limitation, equities (company shares), fixed income (bonds), infrastructure, renewable energy, property, commodities and near cash, and - gain exposure to alternative asset classes, such as infrastructure, renewable energy, property and commodities, through stock exchange listed investments, other transferable securities and/or collective investment schemes.

Assessment Structure

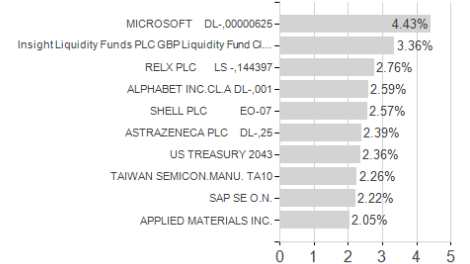
Assets



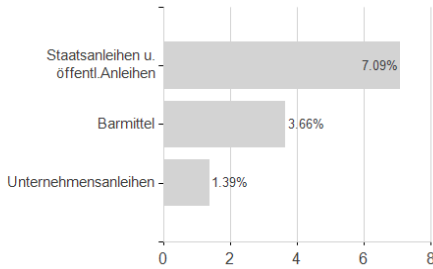
Countries



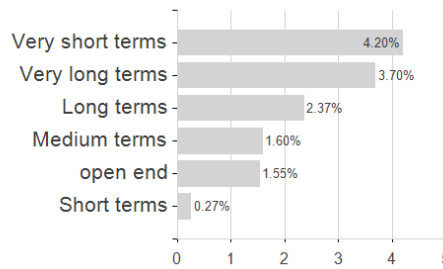
Largest positions



Issuer



Duration



Currencies

