

Amundi Eastern Europe Stock - T / AT0000822747 / 082274 / Amundi Austria

| | | | | |
|------------------------------|----------------------------|---------------|---------------|-------------|
| Last 09/20/2024 ¹ | Region | Branch | Type of yield | Type |
| 102.53 EUR | Central and Eastern Europe | Mixed Sectors | reinvestment | Equity Fund |



Risk key figures

| | | | | | | | |
|-----------------------------------------|---|---|---|---|---|---|------------------|
| SRI | 1 | 2 | 3 | 4 | 5 | 6 | 7 |
| Mountain-View Funds Rating ² | | | | | | | EDA ³ |
| | | | | | | | 74 |

Yearly Performance

| | |
|------|---------|
| 2023 | +38.60% |
| 2022 | -64.72% |
| 2021 | +22.23% |
| 2020 | -17.94% |
| 2019 | +32.51% |

| Master data | | Conditions | | Other figures | |
|---------------------|------------------------------|------------------------|----------|----------------------------------|-------|
| Fund type | Single fund | Issue surcharge | 5.00% | Minimum investment | UNT 0 |
| Category | Equity | Planned administr. fee | 0.00% | Savings plan | - |
| Sub category | Mixed Sectors | Deposit fees | 0.00% | UCITS / OGAW | Yes |
| Fund domicile | Austria | Redemption charge | 0.00% | Performance fee | 0.00% |
| Tranch volume | (09/19/2024) EUR 27.20 mill. | Ongoing charges | - | Redeployment fee | 0.00% |
| Total volume | (09/20/2024) EUR 37.25 mill. | Dividends | | Investment company | |
| Launch date | 1/29/1999 | 01.08.2024 | 0.58 EUR | Amundi Austria | |
| KESt report funds | Yes | 01.08.2023 | 0.07 EUR | Schwarzenbergplatz 3, 1010, Wien | |
| Business year start | 01.06. | 02.08.2021 | 0.14 EUR | Austria | |
| Sustainability type | - | 03.08.2020 | 0.90 EUR | https://www.amundi.at | |
| Fund manager | Amundi UK Ltd | 30.07.2013 | 0.28 EUR | | |

| Performance | 1M | 6M | YTD | 1Y | 2Y | 3Y | 5Y | Since start |
|------------------|--------|---------|---------|---------|---------|---------|---------|-------------|
| Performance | -3.01% | +4.25% | +9.67% | +24.71% | +82.59% | -47.91% | -41.54% | +172.81% |
| Performance p.a. | - | - | - | +24.63% | +36.46% | -19.52% | -10.17% | +3.99% |
| Sharpe ratio | -2.57 | 0.35 | 0.75 | 1.55 | - | -0.57 | -0.39 | 0.02 |
| Volatility | 13.10% | 14.90% | 13.74% | 13.72% | 38.29% | 40.46% | 35.24% | 26.91% |
| Worst month | - | -2.35% | -2.35% | -6.10% | -6.10% | -55.49% | -55.49% | -55.49% |
| Best month | - | 6.21% | 6.21% | 6.46% | 8.92% | 8.92% | 19.55% | 24.39% |
| Maximum loss | -5.63% | -10.15% | -10.15% | -10.15% | -10.15% | -73.84% | -73.84% | - |

Distribution permission

Austria, Czech Republic

1 Important note on update status: The displayed date refers exclusively to the calculation of the NAV.
 2 The Mountain-View Data Fund Rating calculates a comparative ranking for funds using yield, volatility and trend data. For more information visit [MVD Funds Rating](#)
 3 Displays the Ethical-Dynamical Ratio calculated according to standard criteria. The maximum value is 100. For more information visit [EDA](#)

Amundi Eastern Europe Stock - T / AT0000822747 / 082274 / Amundi Austria

Investment strategy

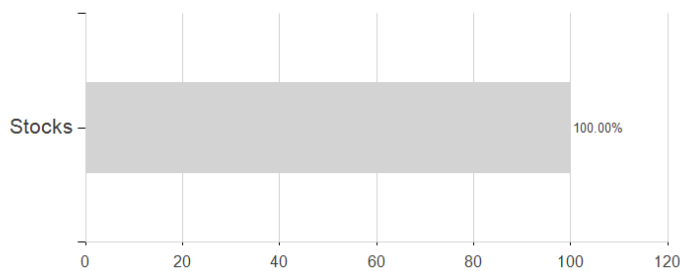
The Amundi Eastern Europe Stock is an equity fund that invests primarily, i.e. at least 51% of the Fund's assets, in equities of companies that have their registered office and/or part of their business in the countries of Central, Eastern and South Eastern Europe (including the successor states of the former Soviet Union and Turkey). Equities of other issuers based in countries bordering the Mediterranean can be added. Up to 10% of the Fund's assets may be invested in shares of other investment funds. As part of the investment strategy, up to 34% of the Fund's assets may be invested in derivative instruments (calculated on the basis of current market prices) which are used for hedging purposes. As a result, there may be an increased risk of loss of the Fund's assets, at least temporarily.

Investment goal

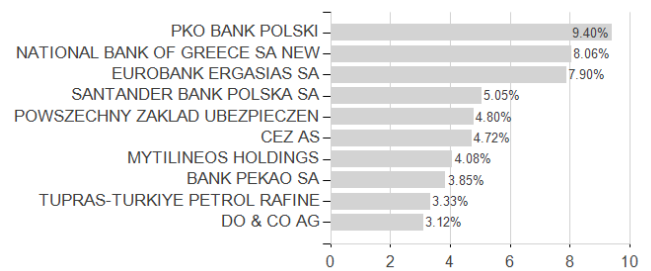
This product has a financial investment objective and a sustainable investment objective. The Amundi Eastern Europe Stock is a financial product promoting ESG characteristics in accordance with Article 8 of the Disclosure Regulation.

Assessment Structure

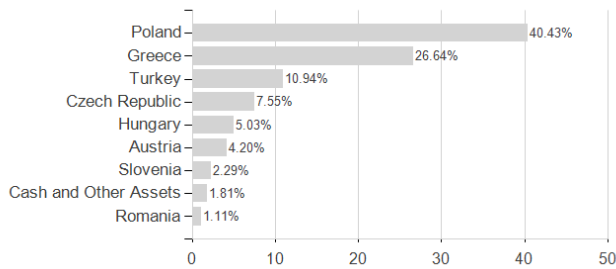
Assets



Largest positions



Countries



Branches

