

3 Banken Emerging-Mix T / AT0000818489 / 081848 / 3 Banken Generali I.

Last 05/17/2024 ¹	Region	Branch	Type of yield	Type
29.72 EUR	Emerging Markets	Mixed Sectors	reinvestment	Equity Fund

3 Banken Emerging-Mix T

■ Benchmark: Index Dachfonds/Aktien Branchenmix



Risk key figures

SRI 1 2 3 4 5 6 7

Mountain-View Funds Rating²

EDA³

▲ ▲ ▲ ▲ ▲ ▲

75

Yearly Performance

2023	+1.79%
2022	-16.92%
2021	+5.00%
2020	+2.01%
2019	+20.80%

Master data		Conditions		Other figures	
Fund type	Single fund	Issue surcharge	5.00%	Minimum investment	UNT 0
Category	Equity	Planned administr. fee	0.00%	Savings plan	-
Sub category	Mixed Sectors	Deposit fees	0.00%	UCITS / OGAW	Yes
Fund domicile	Austria	Redemption charge	0.00%	Performance fee	0.00%
Tranch volume	(05/17/2024) EUR 23.93 mill.	Ongoing charges	-	Redeployment fee	0.00%
Total volume	(05/17/2024) EUR 23.93 mill.	Dividends		Investment company	
Launch date	10/5/1999	01.08.2019	0.20 EUR	3 Banken Generali I. Untere Donaulände 36, 4020, Linz Austria https://www.3bg.at	
KESr report funds	Yes	01.08.2018	0.33 EUR		
Business year start	01.05.	01.08.2017	0.06 EUR		
Sustainability type	-	03.08.2015	0.18 EUR		
Fund manager	3 Banken-Generali	01.08.2013	0.17 EUR		

Performance	1M	6M	YTD	1Y	2Y	3Y	5Y	Since start
Performance	+2.73%	+10.40%	+6.56%	+9.10%	+1.78%	-7.30%	+2.04%	+217.99%
Performance p.a.	-	-	-	+9.08%	+0.89%	-2.49%	+0.40%	+4.81%
Sharpe ratio	5.03	2.91	2.27	0.68	-0.31	-0.60	-0.29	0.07
Volatility	6.95%	6.28%	6.51%	7.77%	9.58%	10.44%	11.62%	14.81%
Worst month	-	-1.00%	-1.00%	-5.17%	-6.88%	-6.88%	-17.74%	-26.37%
Best month	-	3.91%	3.91%	3.91%	3.91%	3.91%	11.45%	17.18%
Maximum loss	-1.04%	-2.70%	-2.70%	-9.68%	-12.60%	-26.18%	-29.85%	-

Distribution permission

Austria, Germany

¹ Important note on update status: The displayed date refers exclusively to the calculation of the NAV.

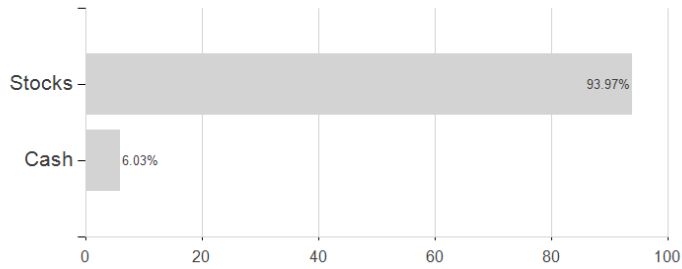
² The Mountain-View Data Fund Rating calculates a comparative ranking for funds using yield, volatility and trend data. For more information visit [MVD Funds Rating](#)

³ Displays the Ethical-Dynamical Ratio calculated according to standard criteria. The maximum value is 100. For more information visit [EDA](#)

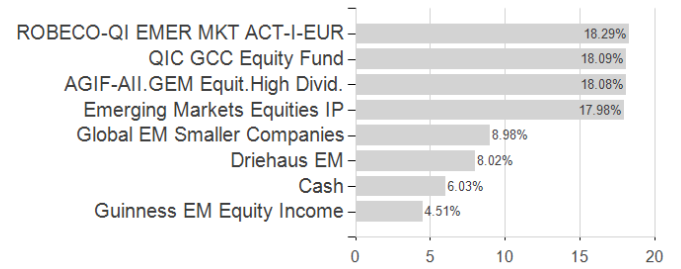
3 Banken Emerging-Mix T / AT0000818489 / 081848 / 3 Banken Generali I.

Assessment Structure

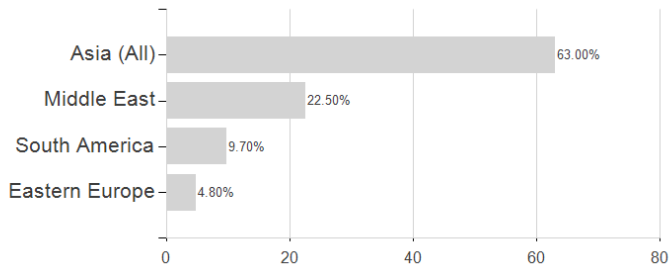
Assets



Largest positions



Countries



Branches

