

Barings Asia Growth A GBP / IE0031029477 / 766427 / Baring Fund Managers

Last 05/03/2024 ¹	Region	Branch	Type of yield	Type
85.38 GBP	Asia/Pacific ex Japan	Mixed Sectors	paying dividend	Equity Fund

■ Barings Asia Growth A GBP

■ Benchmark: IX Aktien Asien/Pazifik ex Japan



Risk key figures

SRI 1 2 3 4 5 6 7

Mountain-View Funds Rating²

EDA³

▲ ▲ ▲ ▲ ▲ ▲

73

Yearly Performance

2023	-8.91%
2022	-20.63%
2021	-0.38%
2020	+45.39%
2019	+17.83%

Master data		Conditions		Other figures	
Fund type	Single fund	Issue surcharge	5.00%	Minimum investment	GBP 2,500.00
Category	Equity	Planned administr. fee	0.00%	Savings plan	-
Sub category	Mixed Sectors	Deposit fees	0.00%	UCITS / OGAW	Yes
Fund domicile	Ireland	Redemption charge	0.00%	Performance fee	0.00%
Tranch volume	(05/03/2024) USD 1.53 mill.	Ongoing charges	-	Redeployment fee	0.00%
Total volume	(12/12/2022) USD 141.51 mill.	Dividends		Investment company	
Launch date	11/1/2001	01.05.2020	0.21 GBP	Baring Fund Managers Frauenstraße 30, 80469, München Germany https://www.baring.com	
KESr report funds	Yes	01.05.2019	0.16 GBP		
Business year start	01.05.	04.05.2010	0.00 GBP		
Sustainability type	-	01.05.2009	0.31 GBP		
Fund manager	SooHai Lim, Eunice Hong, Kuldeep Khanapurkar	01.05.2007	0.02 GBP		

Performance	1M	6M	YTD	1Y	2Y	3Y	5Y	Since start
Performance	+2.26%	+6.78%	+7.38%	+4.27%	-9.16%	-25.94%	+16.53%	+405.53%
Performance p.a.	-	-	-	+4.26%	-4.68%	-9.52%	+3.10%	+7.52%
Sharpe ratio	1.73	0.74	1.40	0.03	-0.52	-0.79	-0.04	0.19
Volatility	15.88%	13.95%	14.27%	14.10%	16.35%	17.01%	18.81%	19.42%
Worst month	-	-4.52%	-4.52%	-4.52%	-10.82%	-10.82%	-10.82%	-15.85%
Best month	-	6.19%	6.19%	6.19%	14.27%	14.27%	14.27%	14.27%
Maximum loss	-4.75%	-9.04%	-6.28%	-13.19%	-22.73%	-37.97%	-42.96%	-

Distribution permission

Austria, Germany, Switzerland, United Kingdom

¹ Important note on update status: The displayed date refers exclusively to the calculation of the NAV.

² The Mountain-View Data Fund Rating calculates a comparative ranking for funds using yield, volatility and trend data. For more information visit [MVD Funds Rating](#)

³ Displays the Ethical-Dynamical Ratio calculated according to standard criteria. The maximum value is 100. For more information visit [EDA](#)

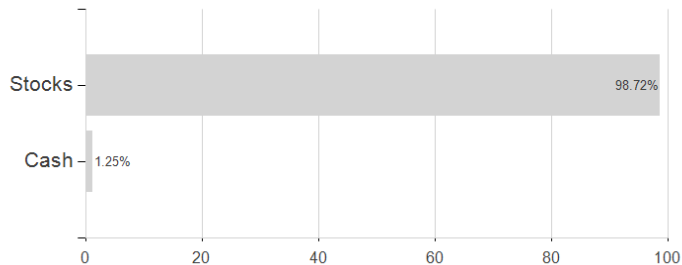
Barings Asia Growth A GBP / IE0031029477 / 766427 / Baring Fund Managers

Investment goal

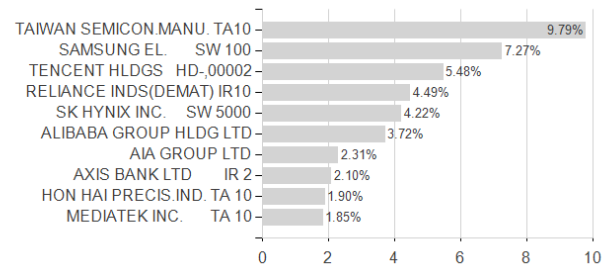
Identify investment opportunities through a differentiated and innovative investment process using fundamental, bottom-up analysis. - Sustainable Growth - the region is fundamentally attractive underpinned by secular growth in consumption and technological innovation. - Rising competitiveness of Asian brands and companies gives potential investment advantages of Asia to be exploited. - Dedicated investment team with long term track record and proven ability to add value through stock selection.

Assessment Structure

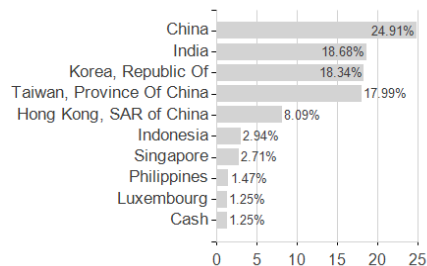
Assets



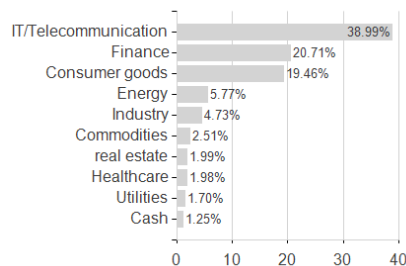
Largest positions



Countries



Branches



Currencies

