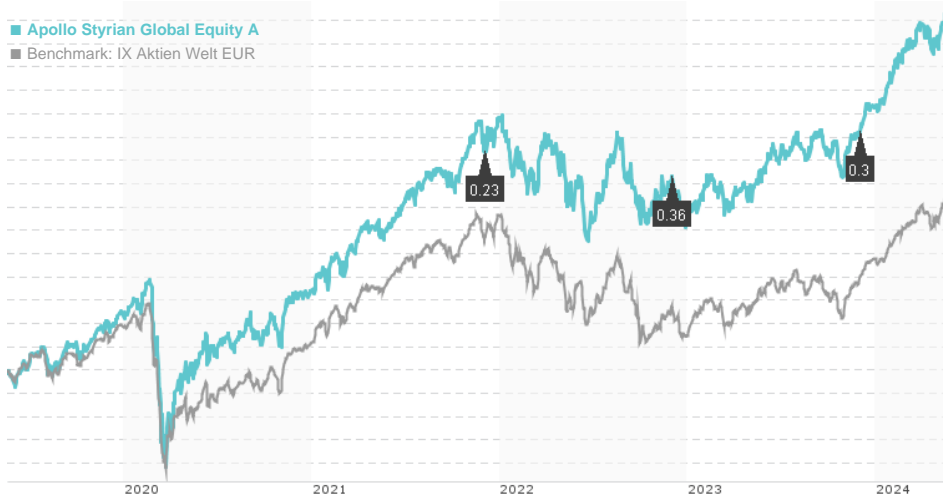


Apollo Styrian Global Equity A / AT0000765326 / 076532 / Security KAG

Last 05/17/2024 ¹	Region	Branch	Type of yield	Type
32.24 EUR	Worldwide	Mixed Sectors	paying dividend	Equity Fund

■ Apollo Styrian Global Equity A
■ Benchmark: IX Aktien Welt EUR



Risk key figures

SRI 1 2 3 4 5 6 7

Mountain-View Funds Rating² EDA³

69

Yearly Performance

2023	+18.13%
2022	-14.22%
2021	+31.58%
2020	+4.29%
2019	+31.24%

Master data		Conditions		Other figures	
Fund type	Single fund	Issue surcharge	5.25%	Minimum investment	UNT 0
Category	Equity	Planned administr. fee	0.00%	Savings plan	-
Sub category	Mixed Sectors	Deposit fees	0.00%	UCITS / OGAW	Yes
Fund domicile	Austria	Redemption charge	0.00%	Performance fee	0.00%
Tranch volume	(05/17/2024) EUR 188.35 mill.	Ongoing charges	-	Redeployment fee	0.00%
Total volume	(05/17/2024) EUR 629.27 mill.	Dividends		Investment company	
Launch date	9/16/1999	01.12.2023	0.30 EUR	Security KAG Burgring 16, 8010, Graz Austria https://www.securitykag.at	
KESr report funds	Yes	01.12.2022	0.36 EUR		
Business year start	01.10.	01.12.2021	0.23 EUR		
Sustainability type	-	01.12.2020	0.18 EUR		
Fund manager	Joachim Walzl, Philipp Ebner, Alfred Kober	02.12.2019	0.29 EUR		

Performance	1M	6M	YTD	1Y	2Y	3Y	5Y	Since start
Performance	+3.10%	+17.35%	+12.37%	+25.44%	+26.28%	+35.02%	+75.57%	+184.03%
Performance p.a.	-	-	-	+25.36%	+12.36%	+10.52%	+11.90%	+4.32%
Sharpe ratio	3.92	3.77	3.41	2.17	0.61	0.47	0.46	0.03
Volatility	10.51%	9.09%	9.65%	9.96%	13.90%	14.17%	17.63%	16.52%
Worst month	-	-1.72%	-1.72%	-4.08%	-6.28%	-6.28%	-14.04%	-14.91%
Best month	-	5.78%	4.64%	5.78%	9.22%	9.22%	12.47%	12.72%
Maximum loss	-1.50%	-3.87%	-3.87%	-6.82%	-13.49%	-17.33%	-33.52%	-

Distribution permission

Austria, Germany

¹ Important note on update status: The displayed date refers exclusively to the calculation of the NAV.

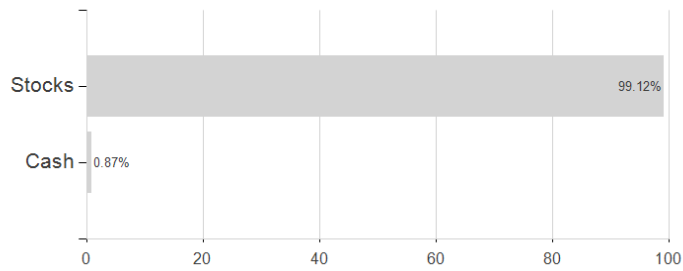
² The Mountain-View Data Fund Rating calculates a comparative ranking for funds using yield, volatility and trend data. For more information visit [MVD Funds Rating](#)

³ Displays the Ethical-Dynamical Ratio calculated according to standard criteria. The maximum value is 100. For more information visit [EDA](#)

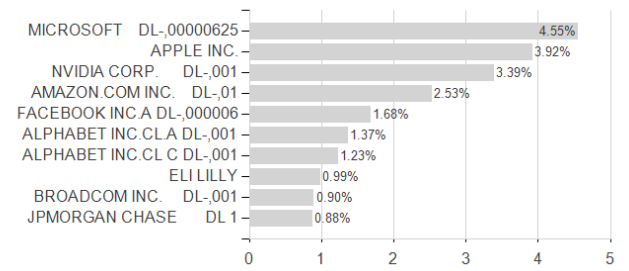
Apollo Styrian Global Equity A / AT0000765326 / 076532 / Security KAG

Assessment Structure

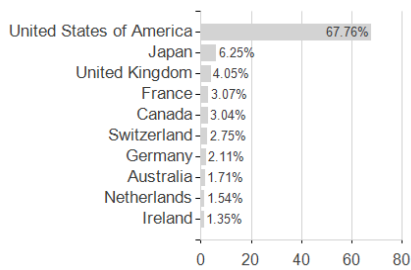
Assets



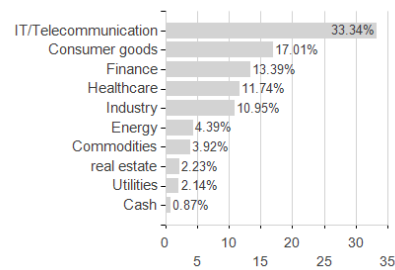
Largest positions



Countries



Branches



Currencies

