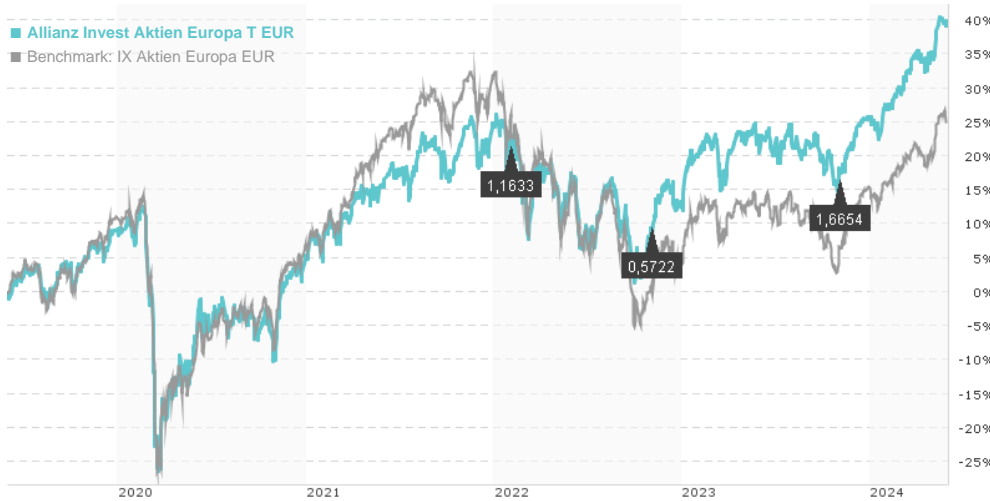


Allianz Invest Aktien Europa T EUR / AT0000739230 / 073923 / Allianz Invest KAG

Last 05/29/2024 ¹	Region	Branch	Type of yield	Type
171.52 EUR	Europe	Mixed Sectors	reinvestment	Equity Fund

■ Allianz Invest Aktien Europa T EUR
■ Benchmark: IX Aktien Europa EUR



Risk key figures

SRI 1 2 3 4 5 6 7

Mountain-View Funds Rating²EDA³ 58

Yearly Performance

2023	+10.73%
2022	-8.87%
2021	+17.94%
2020	-3.52%
2019	+30.05%

Master data		Conditions		Other figures	
Fund type	Single fund	Issue surcharge	5.00%	Minimum investment	UNT 0
Category	Equity	Planned administr. fee	0.00%	Savings plan	-
Sub category	Mixed Sectors	Deposit fees	0.00%	UCITS / OGAW	Yes
Fund domicile	Austria	Redemption charge	0.00%	Performance fee	0.00%
Tranch volume	(05/29/2024) EUR 74.87 mill.	Ongoing charges	-	Redeployment fee	0.00%
Total volume	(05/29/2024) EUR 77.00 mill.	Dividends		Investment company	
Launch date	9/18/2000	02.11.2023	1.67 EUR	Allianz Invest KAG Wiedner Gürtel 9-13, 1100, Wien Austria https://www.allianzinvest.at	
KESr report funds	Yes	02.11.2022	0.57 EUR		
Business year start	01.09.	01.02.2022	1.16 EUR		
Sustainability type	-	15.11.2019	0.65 EUR		
Fund manager	Allianz Invest KAG	15.11.2018	1.35 EUR		

Performance	1M	6M	YTD	1Y	2Y	3Y	5Y	Since start
Performance	+2.89%	+15.07%	+10.92%	+13.21%	+19.16%	+19.82%	+38.91%	+25.24%
Performance p.a.	-	-	-	+13.21%	+9.16%	+6.22%	+6.79%	+0.95%
Sharpe ratio	4.79	3.67	3.04	1.02	0.44	0.18	0.18	-0.14
Volatility	7.87%	7.89%	8.33%	9.33%	12.16%	13.76%	16.81%	20.36%
Worst month	-	0.23%	0.23%	-3.73%	-8.81%	-8.81%	-18.29%	-18.29%
Best month	-	5.53%	4.31%	5.53%	6.92%	6.92%	14.15%	15.76%
Maximum loss	-0.85%	-2.64%	-2.63%	-7.92%	-13.71%	-19.66%	-34.63%	-

Distribution permission

Austria

¹ Important note on update status: The displayed date refers exclusively to the calculation of the NAV.

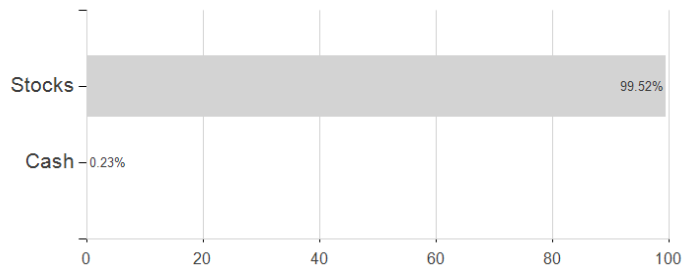
² The Mountain-View Data Fund Rating calculates a comparative ranking for funds using yield, volatility and trend data. For more information visit [MVD Funds Rating](#)

³ Displays the Ethical-Dynamical Ratio calculated according to standard criteria. The maximum value is 100. For more information visit [EDA](#)

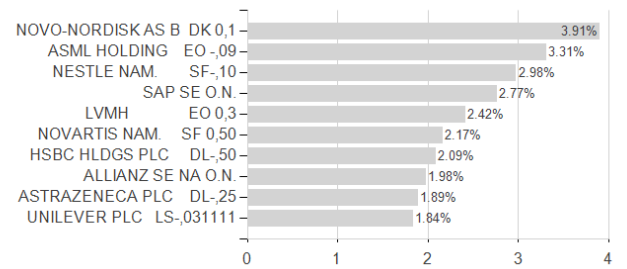
Allianz Invest Aktien Europa T EUR / AT0000739230 / 073923 / Allianz Invest KAG

Assessment Structure

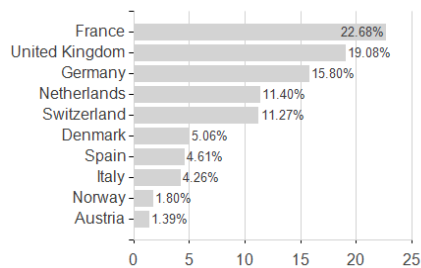
Assets



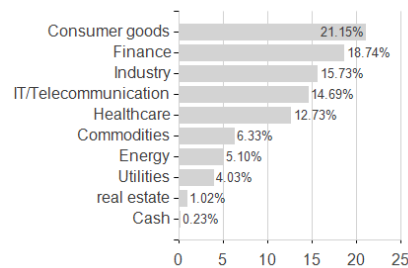
Largest positions



Countries



Branches



Currencies

