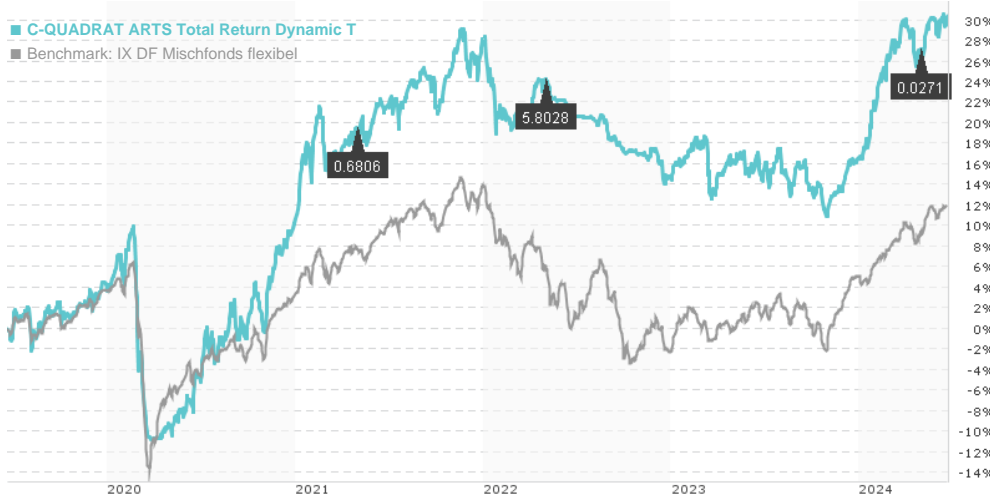


C-QUADRAT ARTS Total Return Dynamic T / AT0000634738 / 063473 / Ampega Investment

|                              |           |                     |               |            |
|------------------------------|-----------|---------------------|---------------|------------|
| Last 06/20/2024 <sup>1</sup> | Region    | Branch              | Type of yield | Type       |
| 240.52 EUR                   | Worldwide | Mixed fund/flexible | reinvestment  | Mixed Fund |



Risk key figures

|   |                  |   |   |   |   |   |    |
|---|------------------|---|---|---|---|---|----|
| SRI                                     | 1                | 2 | 3 | 4 | 5 | 6 | 7  |
| Mountain-View Funds Rating <sup>2</sup> | EDA <sup>3</sup> |   |   |   |   |   | 72 |

Yearly Performance

|      |         |
|------|---------|
| 2023 | +1.45%  |
| 2022 | -10.44% |
| 2021 | +15.75% |
| 2020 | +6.56%  |
| 2019 | +8.62%  |

| Master data         |                               | Conditions             |          | Other figures                          |        |
|---------------------|-------------------------------|------------------------|----------|--|--------|
| Fund type           | Fund of funds                 | Issue surcharge        | 5.00%    | Minimum investment                     | UNT 0  |
| Category            | Mixed Fund                    | Planned administr. fee | 0.00%    | Savings plan                           | -      |
| Sub category        | Mixed fund/flexible           | Deposit fees           | 0.00%    | UCITS / OGAW                           | Yes    |
| Fund domicile       | Austria                       | Redemption charge      | 0.00%    | Performance fee                        | 20.00% |
| Tranch volume       | (06/20/2024) EUR 317.75 mill. | Ongoing charges        | -        | Redeployment fee                       | 0.00%  |
| Total volume        | (06/20/2024) EUR 359.88 mill. | Dividends              |          | Investment company                     |        |
| Launch date         | 11/24/2003                    | 30.04.2024             | 0.03 EUR | Ampega Investment                      |        |
| KESt report funds   | Yes                           | 02.05.2022             | 5.80 EUR | Charles-de-Gaulle-Platz 1, 50679, Köln |        |
| Business year start | 01.01.                        | 30.04.2021             | 0.68 EUR | Germany                                |        |
| Sustainability type | -                             | 30.04.2020             | 0.73 EUR | https://www.ampega.de                  |        |
| Fund manager        | ARTS Asset Management GmbH    | 30.04.2018             | 0.55 EUR |  |        |

| Performance      | 1M     | 6M      | YTD     | 1Y      | 2Y     | 3Y      | 5Y      | Since start |
|------------------|--------|---------|---------|---------|--------|---------|---------|-------------|
| Performance      | +0.15% | +11.95% | +11.97% | +12.19% | +8.08% | +7.57%  | +30.49% | +164.17%    |
| Performance p.a. | -      | -       | -       | +12.16% | +3.96% | +2.46%  | +5.46%  | +4.83%      |
| Sharpe ratio     | -0.31  | 3.11    | 3.32    | 1.32    | 0.04   | -0.20   | 0.23    | 0.15        |
| Volatility       | 6.22%  | 6.98%   | 7.15%   | 6.42%   | 5.75%  | 6.28%   | 7.77%   | 7.37%       |
| Worst month      | -      | -2.16%  | -2.16%  | -2.39%  | -2.85% | -6.02%  | -10.79% | -10.79%     |
| Best month       | -      | 4.87%   | 4.87%   | 4.87%   | 4.87%  | 4.87%   | 8.19%   | 11.87%      |
| Maximum loss     | -1.40% | -3.56%  | -3.56%  | -5.74%  | -8.18% | -14.14% | -18.88% | -           |

Distribution permission

Austria, Germany

<sup>1</sup> Important note on update status: The displayed date refers exclusively to the calculation of the NAV.

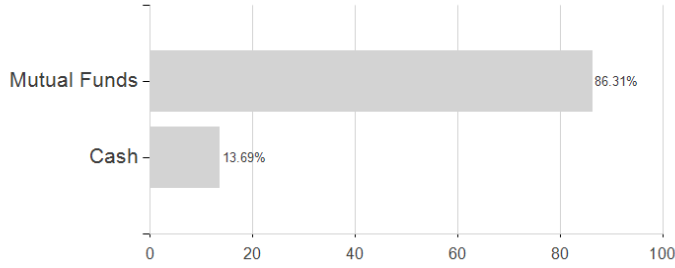
<sup>2</sup> The Mountain-View Data Fund Rating calculates a comparative ranking for funds using yield, volatility and trend data. For more information visit [MVD Funds Rating](#)

<sup>3</sup> Displays the Ethical-Dynamical Ratio calculated according to standard criteria. The maximum value is 100. For more information visit [EDA](#)

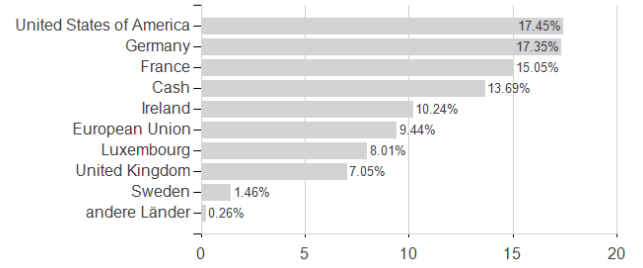
**C-QUADRAT ARTS Total Return Dynamic T / AT0000634738 / 063473 / Ampega Investment**

Assessment Structure

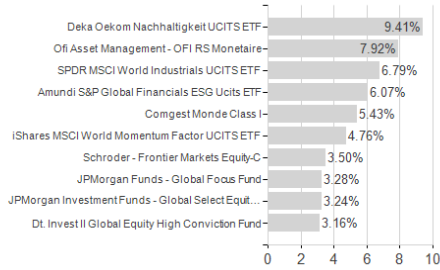
Assets



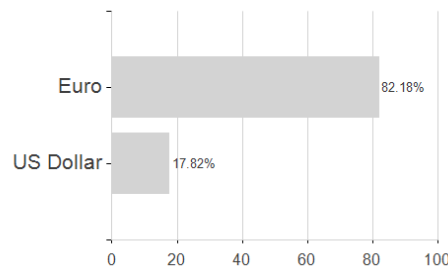
Countries



Largest positions



Currencies



Branches

