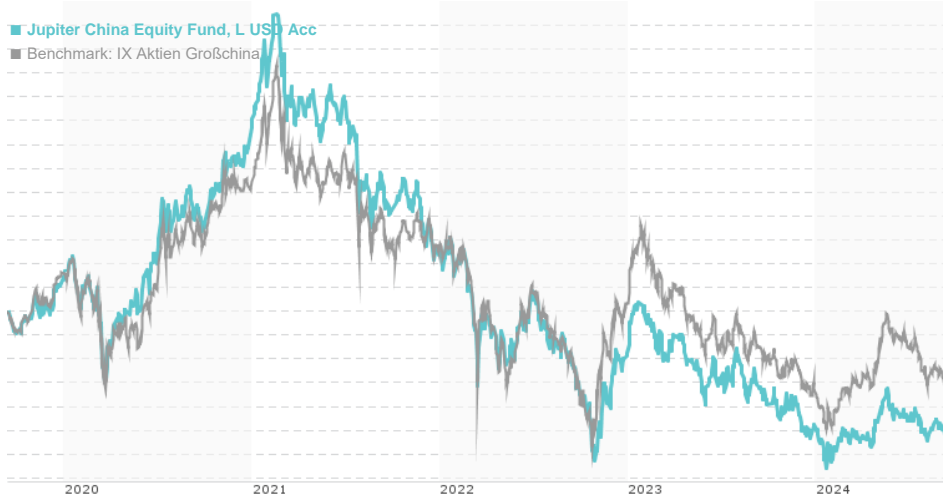


Jupiter China Equity Fund, L USD Acc / IE0005272640 / 632589 / Jupiter AM (EU)

Last 09/12/2024 ¹	Region	Branch	Type of yield	Type
40.23 USD	Greater China	Mixed Sectors	reinvestment	Equity Fund



Risk key figures

SRI	1	2	3	4	5	6	7
Mountain-View Funds Rating ²	EDA ³						
	71						

Yearly Performance

2023	-16.22%
2022	-19.72%
2021	-19.08%
2020	+31.40%
2019	+19.25%

Master data		Conditions		Other figures	
Fund type	Single fund	Issue surcharge	5.00%	Minimum investment	USD 500.00
Category	Equity	Planned administr. fee	0.00%	Savings plan	-
Sub category	Mixed Sectors	Deposit fees	0.00%	UCITS / OGAW	Yes
Fund domicile	Ireland	Redemption charge	0.00%	Performance fee	0.00%
Tranch volume	(09/12/2024) USD 15.97 mill.	Ongoing charges	-	Redeployment fee	0.00%
Total volume	(09/12/2024) USD 19.91 mill.	Dividends		Investment company	
Launch date	5/5/1998	Jupiter AM (EU)			
KESr report funds	Yes	The Wilde 53 Merrion Square-South, D02 PR63, Dublin			
Business year start	01.01.	Ireland			
Sustainability type	-	www.jupiteram.com/			
Fund manager	-				

Performance	1M	6M	YTD	1Y	2Y	3Y	5Y	Since start
Performance	-0.69%	-0.71%	-2.07%	-11.18%	-17.98%	-40.69%	-24.71%	+302.32%
Performance p.a.	-	-	-	-11.15%	-9.43%	-15.98%	-5.51%	+5.42%
Sharpe ratio	-0.96	-0.28	-0.33	-0.74	-0.55	-0.80	-0.38	0.08
Volatility	11.79%	17.12%	19.38%	19.86%	23.60%	24.38%	23.50%	23.50%
Worst month	-	-2.44%	-10.20%	-10.20%	-16.68%	-16.68%	-16.68%	-25.84%
Best month	-	5.33%	8.25%	8.25%	24.47%	24.47%	24.47%	57.04%
Maximum loss	-4.07%	-13.09%	-13.09%	-20.34%	-34.14%	-47.66%	-58.65%	-

Distribution permission

Austria, Germany, Switzerland, United Kingdom, Czech Republic

¹ Important note on update status: The displayed date refers exclusively to the calculation of the NAV.

² The Mountain-View Data Fund Rating calculates a comparative ranking for funds using yield, volatility and trend data. For more information visit [MVD Funds Rating](#)

³ Displays the Ethical-Dynamical Ratio calculated according to standard criteria. The maximum value is 100. For more information visit [EDA](#)

Jupiter China Equity Fund, L USD Acc / IE0005272640 / 632589 / Jupiter AM (EU)

Investment strategy

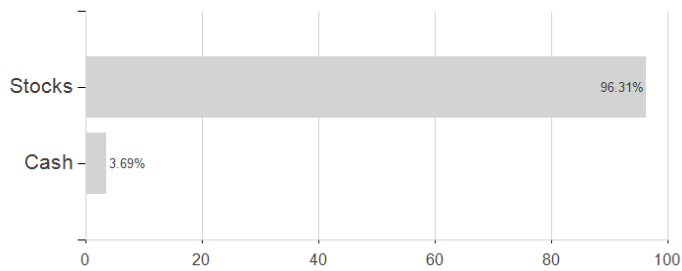
In seeking to achieve its investment objective, the Fund aims to deliver a return, net of fees, greater than that of the MSCI Zhong Hua 10/40 Index with net dividends re-invested over rolling 3 year periods. The Fund may invest up to 20% in China A Shares through the China-Hong Kong Stock Connect scheme. The Fund will typically invest in the shares of fewer than 50 companies. The Fund may use derivatives (i.e. financial contracts whose value is linked to the expected price movements of an underlying investment), with the aim of generating returns and reducing the overall costs and/or risks of the Fund.

Investment goal

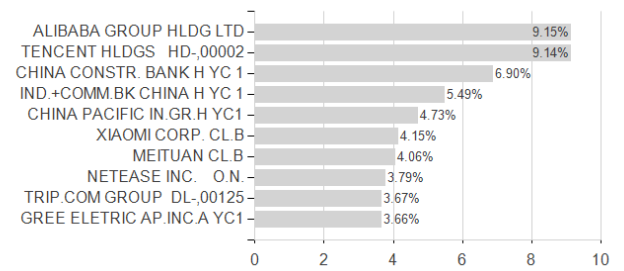
Capital growth by investing in shares (i.e. equities) and similar investments issued by companies which either have a predominant part of their assets in, or revenue from the People's Republic of China, Hong Kong and/or Taiwan that are listed, traded or dealt on regulated markets in the People's Republic of China, Hong Kong, Taiwan, the US, Singapore, Korea, Thailand and Malaysia and member states of the OECD.

Assessment Structure

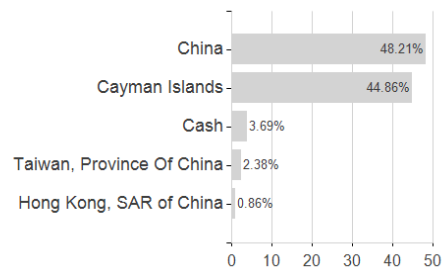
Assets



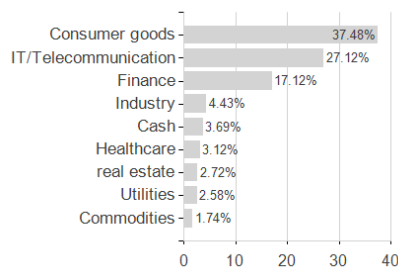
Largest positions



Countries



Branches



Currencies

