

Barings Global Leaders Fund - Class A USD Inc / IE0030016244 / 626659 / Baring Int.Fd.M.(IE)

| | | | | |
|------------------------------|-----------|---------------|-----------------|-------------|
| Last 09/11/2024 ¹ | Region | Branch | Type of yield | Type |
| 28.76 USD | Worldwide | Mixed Sectors | paying dividend | Equity Fund |



Risk key figures

| | | | | | | | |
|---|------------------|---|---|---|---|---|---|
| SRI | 1 | 2 | 3 | 4 | 5 | 6 | 7 |
| Mountain-View Funds Rating ² | EDA ³ | | | | | | |
| | 69 | | | | | | |

Yearly Performance

| | |
|------|---------|
| 2023 | +13.52% |
| 2022 | -17.12% |
| 2021 | +7.96% |
| 2020 | +17.28% |
| 2019 | +22.68% |

| Master data | | Conditions | | Other figures | |
|---------------------|---|------------------------|----------|--|--------------|
| Fund type | Single fund | Issue surcharge | 5.00% | Minimum investment | USD 5,000.00 |
| Category | Equity | Planned administr. fee | 0.00% | Savings plan | - |
| Sub category | Mixed Sectors | Deposit fees | 0.00% | UCITS / OGAW | Yes |
| Fund domicile | Ireland | Redemption charge | 0.00% | Performance fee | 0.00% |
| Tranch volume | (09/11/2024) USD 46.18 mill. | Ongoing charges | - | Redeployment fee | 0.00% |
| Total volume | (12/12/2022) USD 51.04 mill. | Dividends | | Investment company | |
| Launch date | 2/26/2001 | 04.05.2010 | 0.00 USD | Baring Int.Fd.M.(IE) | |
| KESt report funds | Yes | 01.05.2009 | 0.02 USD | Ballsbridge 1 3rd Floor Building 3, D04 EP27, Dublin | |
| Business year start | 01.05. | 02.05.2008 | 0.09 USD | Ireland | |
| Sustainability type | - | 01.05.2007 | 0.01 USD | www.barings.com | |
| Fund manager | David Bertocchi , Richard Holroyd, Matthew Ward | | | | |

| Performance | 1M | 6M | YTD | 1Y | 2Y | 3Y | 5Y | Since start |
|------------------|--------|--------|---------|---------|---------|---------|---------|-------------|
| Performance | +1.09% | +3.79% | +11.56% | +20.44% | +21.66% | +6.80% | +41.67% | +208.78% |
| Performance p.a. | - | - | - | +20.37% | +10.30% | +2.22% | +7.21% | +4.95% |
| Sharpe ratio | 0.82 | 0.31 | 1.06 | 1.33 | 0.48 | -0.08 | 0.22 | 0.08 |
| Volatility | 12.91% | 13.35% | 12.86% | 12.77% | 14.26% | 15.67% | 16.98% | 18.06% |
| Worst month | - | -3.46% | -3.46% | -3.46% | -8.31% | -8.31% | -10.03% | -23.32% |
| Best month | - | 4.06% | 4.75% | 7.99% | 7.99% | 7.99% | 12.27% | 16.12% |
| Maximum loss | -5.18% | -7.27% | -7.27% | -7.47% | -12.76% | -24.31% | -30.38% | - |

Distribution permission

Austria, Germany, Switzerland, United Kingdom

¹ Important note on update status: The displayed date refers exclusively to the calculation of the NAV.

² The Mountain-View Data Fund Rating calculates a comparative ranking for funds using yield, volatility and trend data. For more information visit [MVD Funds Rating](#)

³ Displays the Ethical-Dynamical Ratio calculated according to standard criteria. The maximum value is 100. For more information visit [EDA](#)

Barings Global Leaders Fund - Class A USD Inc / IE0030016244 / 626659 / Baring Int.Fd.M.(IE)

Investment strategy

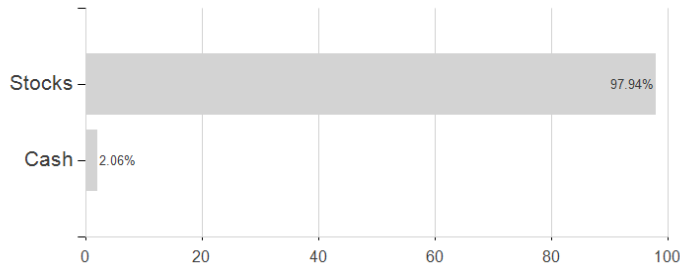
The Fund will invest at least 50% of the Fund's total assets in equities of companies that exhibit positive or improving environmental, social and governance (ESG) characteristics. The Fund is also permitted to invest to a lesser extent in fixed income securities and cash. Furthermore, it may invest in shares of companies that exhibit less positive environmental, social and governance (ESG) characteristics.

Investment goal

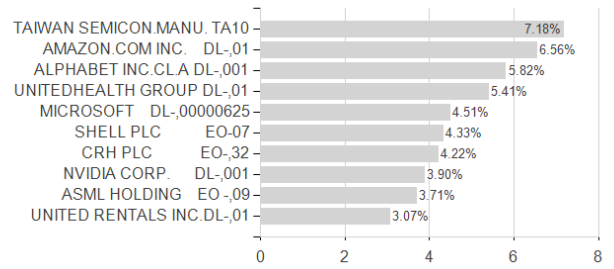
To provide long-term capital growth by investing in equities listed or traded on a wide range of international markets. The Fund invests at least 70% of its total assets (excluding cash and cash-equivalent assets) in shares of companies from anywhere in the world which may include emerging markets.

Assessment Structure

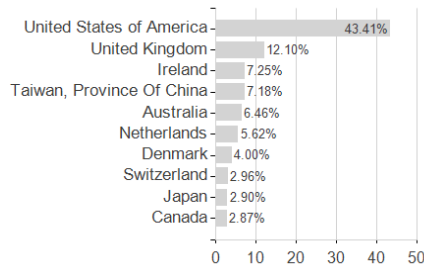
Assets



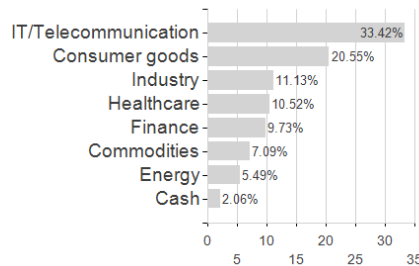
Largest positions



Countries



Branches



Currencies

