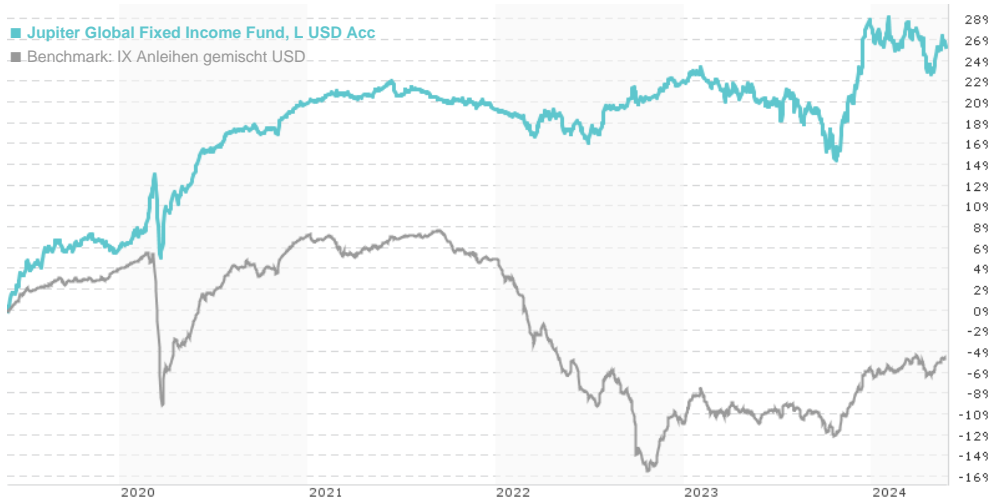


Jupiter Global Fixed Income Fund, L USD Acc / IE0031386414 / 622971 / Jupiter AM (EU)

Last 05/24/2024 ¹	Region	Branch	Type of yield	Type
25.79 USD	Worldwide	Bonds: Mixed	reinvestment	Fixed-Income Fund

■ Jupiter Global Fixed Income Fund, L USD Acc
■ Benchmark: IX Anleihen gemischt USD



Risk key figures

SRI 1 2 3 4 5 6 7

Mountain-View Funds Rating² EDA³

72

Yearly Performance

2023	+4.50%
2022	+2.23%
2021	-0.49%
2020	+13.00%
2019	+10.03%

Master data		Conditions		Other figures	
Fund type	Single fund	Issue surcharge	5.00%	Minimum investment	USD 500.00
Category	Bonds	Planned administr. fee	0.00%	Savings plan	-
Sub category	Bonds: Mixed	Deposit fees	0.01%	UCITS / OGAW	Yes
Fund domicile	Ireland	Redemption charge	0.00%	Performance fee	0.00%
Tranch volume	(05/24/2024) USD 140.53 mill.	Ongoing charges	-	Redeployment fee	0.00%
Total volume	(05/24/2024) USD 294.64 mill.	Dividends		Investment company	
Launch date	4/17/2002	Jupiter AM (EU)			
KESr report funds	Yes	The Wilde 53 Merrion Square-South, D02 PR63, Dublin			
Business year start	01.01.	Ireland			
Sustainability type	-	www.jupiteram.com/			
Fund manager	Ariel Bezalel, Harry Richards				

Performance	1M	6M	YTD	1Y	2Y	3Y	5Y	Since start
Performance	+1.50%	+4.45%	-1.76%	+4.27%	+6.75%	+3.32%	+25.98%	+157.95%
Performance p.a.	-	-	-	+4.25%	+3.32%	+1.09%	+4.72%	+4.38%
Sharpe ratio	2.72	0.83	-1.35	0.07	-0.10	-0.61	0.21	0.14
Volatility	5.88%	6.49%	6.12%	6.51%	5.16%	4.45%	4.28%	3.94%
Worst month	-	-2.95%	-2.95%	-2.95%	-2.95%	-2.95%	-2.95%	-3.01%
Best month	-	5.12%	4.90%	5.12%	5.12%	5.12%	5.12%	5.12%
Maximum loss	-0.88%	-4.22%	-4.22%	-5.64%	-7.32%	-7.32%	-7.32%	-

Distribution permission

Austria, Germany, Switzerland, United Kingdom

¹ Important note on update status: The displayed date refers exclusively to the calculation of the NAV.

² The Mountain-View Data Fund Rating calculates a comparative ranking for funds using yield, volatility and trend data. For more information visit [MVD Funds Rating](#)

³ Displays the Ethical-Dynamical Ratio calculated according to standard criteria. The maximum value is 100. For more information visit [EDA](#)

Jupiter Global Fixed Income Fund, L USD Acc / IE0031386414 / 622971 / Jupiter AM (EU)

Investment strategy

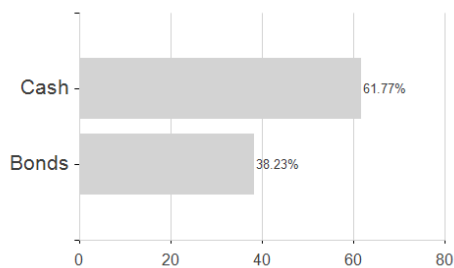
The Fund will typically use techniques to try to reduce the effects of changes in the exchange rate between the Fund base currency US dollars, and other currencies (i.e. hedging) by limiting exposure to currencies other than USD to no more than one third. The Fund will not invest more than 20% in fixed income securities rated lower than BBB- by Standard and Poor's or lower than Baa3 by Moody's but rated at least B- by Standard and Poor's or B3 by Moody's at the time of purchase. The Fund will not invest more than 30% in investments with loss-absorbing features out of which no more than 10% may be invested in contingent convertible bonds (CoCos). The Fund may not invest more than 10% in securities from any single country with a credit rating below investment grade or with no credit rating. The Fund will focus on fixed income securities which are believed to be undervalued. The Fund uses derivatives (i.e. financial contracts whose value is linked to the expected price movements of an underlying investment), with the aim of generating returns and/or reducing the overall costs and risks of the Fund. The Fund is actively managed.

Investment goal

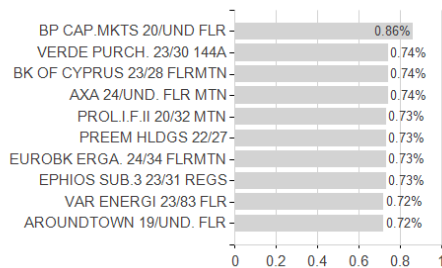
A total return comprised of income and capital growth consistent with capital preservation and prudent investment management. In seeking to achieve its investment objective, the Fund will aim to deliver a return, net of fees, greater than that of the Bloomberg Barclays Global Aggregate Index (USD Hedged) over rolling 3 year periods. The Fund may invest at least two-thirds of its assets in bonds and similar debt investments issued by companies, governments and other public entities anywhere in the world. The Fund will invest at least 80% in investments listed, traded or dealt in on a Regulated Market in the OECD. The Fund may invest up to 15% in the Chinese Bond Market via the Bond Connect scheme.

Assessment Structure

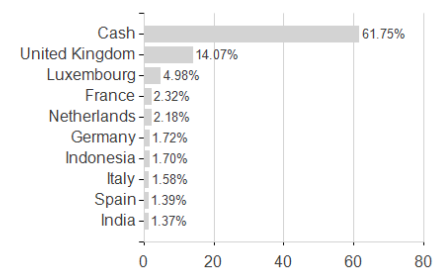
Assets



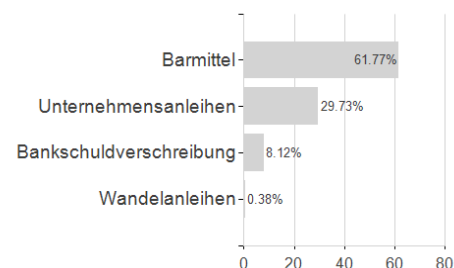
Largest positions



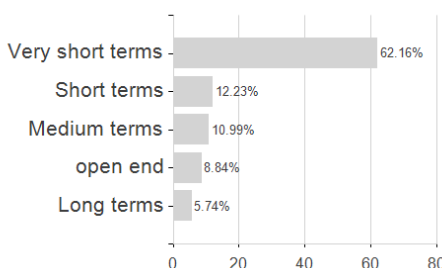
Countries



Issuer



Duration



Currencies

