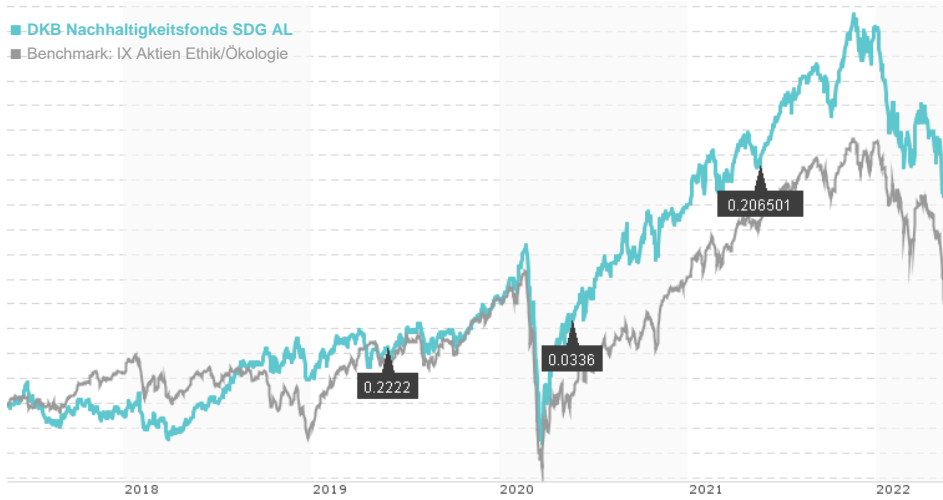


DKB Nachhaltigkeitsfonds SDG AL / LU0117118041 / 541954 / BayernInvest (LU)

Last 05/19/2022 <sup>1</sup>	Region	Branch	Type of yield	Type
81.37 EUR	Worldwide	Sector Ecology/Ethics	paying dividend	Equity Fund



Risk key figures

SRRRI	1	2	3	4	5	6	7
-------	---	---	---	---	---	---	---

Mountain-View Funds Rating	EDA <sup>2</sup>
▲▲▲▲▲▲	88

Yearly Performance

2021	+25.44%
2020	+15.41%
2019	+15.18%
2018	+7.57%
2017	+1.74%

Master data		Conditions		Other figures	
Fund type	Single fund	Issue surcharge	3.00%	Minimum investment	UNT 0
Category	Equity	Planned administr. fee	0.00%	Savings plan	-
Sub category	Sector Ecology/Ethics	Deposit fees	0.05%	UCITS / OGAW	Yes
Fund domicile	Luxembourg	Redemption charge	0.00%	Performance fee	0.00%
Tranch volume	(05/19/2022) EUR 65.98 mill.	Ongoing charges	(12/31/2021) 1.85%	Redeployment fee	0.00%
Total volume	(05/19/2022) EUR 66.07 mill.	Dividends		Investment company	
Launch date	8/29/2000	19.05.2021	0.21 EUR	BayernInvest (LU)	
KESt report funds	Yes	20.05.2020	0.03 EUR	6B, rue Gabriel Lippmann, 5365, Munsbach	
Business year start	01.04.	27.05.2019	0.22 EUR	Luxembourg	
Sustainability type	Ethics/ecology	16.05.2018	0.34 EUR	<a href="http://www.bayerninvest.lu">http://www.bayerninvest.lu</a>	
Fund manager	BayernInvest Kapitalverwaltungs GmbH	22.12.2017	0.75 EUR		

Performance	1M	6M	YTD	1Y	2Y	3Y	5Y	Since start
Performance	-7.18%	-19.28%	-18.52%	-3.25%	+21.41%	+29.75%	+43.30%	+191.90%
Performance p.a.	-	-	-	-3.25%	+10.19%	+9.07%	+7.46%	+5.33%
Sharpe ratio	-2.35	-1.72	-1.98	-0.18	0.70	0.51	0.50	0.38
Volatility	25.20%	20.16%	20.82%	15.72%	15.19%	18.66%	15.77%	15.11%
Worst month	-	-10.86%	-10.86%	-10.86%	-10.86%	-12.18%	-12.18%	-12.18%
Best month	-	3.38%	3.38%	5.39%	6.77%	11.71%	11.71%	11.71%
Maximum loss	-8.38%	-20.10%	-19.25%	-20.47%	-20.47%	-30.20%	-30.20%	-
Outperformance	-	-	9.20%	+7.13%	+19.06%	+13.04%	-0.90%	-

Distribution permission

Austria, Germany

<sup>1</sup> Important note on update status: The displayed date refers exclusively to the calculation of the NAV.

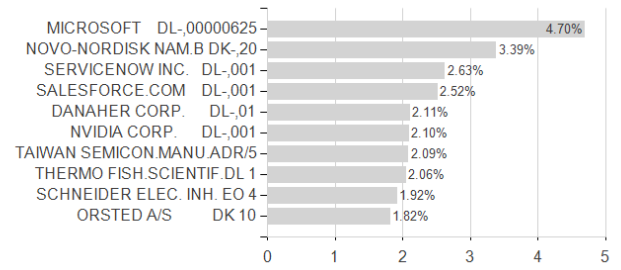
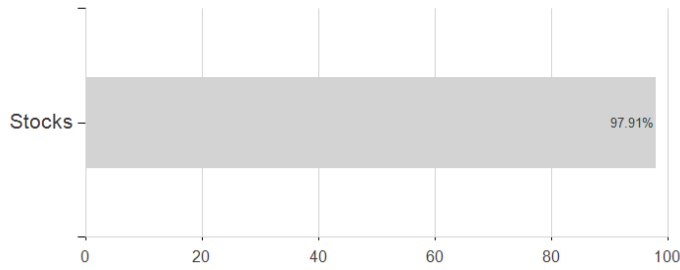
<sup>2</sup> Displays the Ethical-Dynamical Ratio calculated according to standard criteria. The maximum value is 100. For more information visit <http://www.mountain-view.com/FER-Fonds-Rating.pdf>

DKB Nachhaltigkeitsfonds SDG AL / LU0117118041 / 541954 / BayernInvest (LU)

Assessment Structure

Assets

Largest positions



Countries

Branches

Currencies

