

ACATIS Asia Pacific Plus Fonds / DE0005320303 / 532030 / ACATIS Investment

Last 04/18/2024 ¹	Region	Branch	Type of yield	Type
73.02 EUR	Asia/Pacific	Mixed Sectors	reinvestment	Equity Fund

■ ACATIS Asia Pacific Plus Fonds
■ Benchmark: IX Aktien Asien/Pazifik



Risk key figures

SRI 1 2 3 4 5 6 7

Mountain-View Funds Rating² EDA³

78

Yearly Performance

2023	+14.24%
2022	-3.86%
2021	+14.55%
2020	-3.06%
2019	+9.54%

Master data		Conditions		Other figures	
Fund type	Single fund	Issue surcharge	5.00%	Minimum investment	UNT 0
Category	Equity	Planned administr. fee	0.00%	Savings plan	-
Sub category	Mixed Sectors	Deposit fees	0.15%	UCITS / OGAW	Yes
Fund domicile	Germany	Redemption charge	0.00%	Performance fee	15.00%
Tranch volume	(04/18/2024) EUR 23.48 mill.	Ongoing charges	-	Redeployment fee	0.00%
Total volume	(04/17/2024) EUR 23.44 mill.	Dividends		Investment company	
Launch date	7/3/2000	02.01.2018	0.08 EUR	ACATIS Investment Taunusanlage 18, 60325, Frankfurt am Main Germany https://www.acatis.de	
KESr report funds	No	02.01.2017	0.25 EUR		
Business year start	01.01.	04.01.2016	0.24 EUR		
Sustainability type	-	02.01.2015	0.40 EUR		
Fund manager	Dr. Hendrik Leber	02.01.2014	0.01 EUR		

Performance	1M	6M	YTD	1Y	2Y	3Y	5Y	Since start
Performance	+0.18%	+13.17%	+4.03%	+17.41%	+20.81%	+23.76%	+28.42%	+58.26%
Performance p.a.	-	-	-	+17.36%	+9.92%	+7.37%	+5.12%	+1.95%
Sharpe ratio	-0.20	2.59	1.13	1.49	0.58	0.34	0.11	-0.15
Volatility	9.01%	9.38%	9.35%	9.06%	10.35%	10.14%	11.11%	12.94%
Worst month	-	-3.41%	-0.98%	-3.41%	-6.11%	-6.11%	-9.55%	-11.51%
Best month	-	5.90%	5.90%	5.90%	8.47%	8.47%	8.47%	10.39%
Maximum loss	-2.34%	-2.57%	-2.34%	-5.93%	-9.92%	-15.71%	-25.82%	-

Distribution permission

Germany, Switzerland

¹ Important note on update status: The displayed date refers exclusively to the calculation of the NAV.

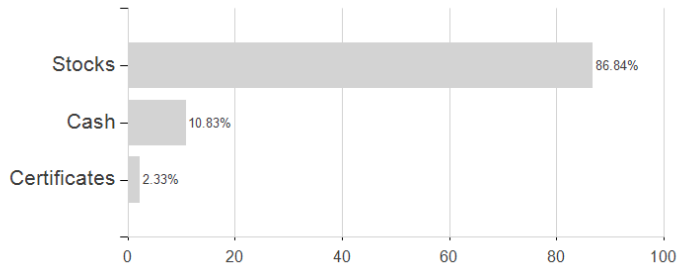
² The Mountain-View Data Fund Rating calculates a comparative ranking for funds using yield, volatility and trend data. For more information visit [MVD Funds Rating](#)

³ Displays the Ethical-Dynamical Ratio calculated according to standard criteria. The maximum value is 100. For more information visit [EDA](#)

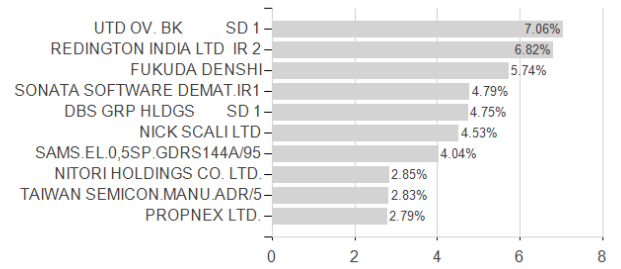
ACATIS Asia Pacific Plus Fonds / DE0005320303 / 532030 / ACATIS Investment

Assessment Structure

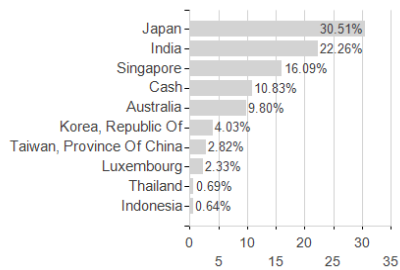
Assets



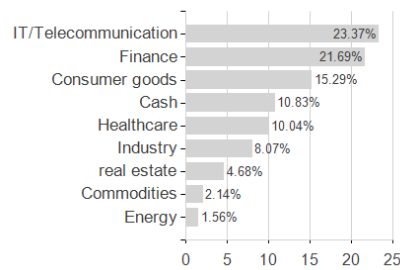
Largest positions



Countries



Branches



Currencies

