

## Janus Henderson Horizon Pan European Property Equities Fund A3 EUR / LU0209156925 / A0DPM6 / Janus

Last 05/16/2024 <sup>1</sup>	Region	Branch	Type of yield	Type
38.63 EUR	Europe	Real Estate Fund/Equity	paying dividend	Real Estate Investment Fund

■ Janus Henderson Horizon Pan European Property Equities Fund A3 EUR  
■ Benchmark: IX Immobilien Aktienfonds



## Risk key figures

SRI 1 2 3 4 5 6 7

Mountain-View Funds Rating<sup>2</sup> EDA<sup>3</sup>

▲ ▲ ▲ ▲ ▲ ▲

## Yearly Performance

2023	+19.25%
2022	-37.51%
2021	+28.15%
2020	-3.40%
2019	+35.60%

Master data		Conditions		Other figures	
Fund type	Single fund	Issue surcharge	5.00%	Minimum investment	EUR 2,500.00
Category	Real Estate	Planned administr. fee	0.00%	Savings plan	-
Sub category	Real Estate Fund/Equity	Deposit fees	0.65%	UCITS / OGAW	Yes
Fund domicile	Luxembourg	Redemption charge	1.00%	Performance fee	10.00%
Tranch volume	(05/16/2024) EUR 37.04 mill.	Ongoing charges	-	Redeployment fee	0.00%
Total volume	(04/29/2024) EUR 603.84 mill.	Dividends		Investment company	
Launch date	7/1/1998	03.07.2023	1.25 EUR	Janus Henderson Inv. 201 Bishopsgate, EC2M 3AE, London United Kingdom www.janushenderson.com/	
KESt report funds	Yes	01.07.2022	1.35 EUR		
Business year start	01.07.	01.07.2021	1.19 EUR		
Sustainability type	-	01.07.2020	0.71 EUR		
Fund manager	Guy Barnard, Nicolas Scherf	01.07.2019	1.05 EUR		

Performance	1M	6M	YTD	1Y	2Y	3Y	5Y	Since start
Performance	+11.26%	+16.53%	+3.90%	+24.82%	-6.87%	-7.90%	+9.36%	+158.67%
Performance p.a.	-	-	-	+24.75%	-3.49%	-2.71%	+1.80%	+5.07%
Sharpe ratio	18.87	1.92	0.45	1.00	-0.30	-0.29	-0.09	0.06
Volatility	13.91%	16.81%	15.67%	20.94%	24.60%	22.79%	23.72%	19.32%
Worst month	-	-6.03%	-6.03%	-6.03%	-20.22%	-20.22%	-21.60%	-24.50%
Best month	-	16.92%	9.16%	16.92%	16.92%	16.92%	16.92%	23.57%
Maximum loss	-1.42%	-9.00%	-8.46%	-13.91%	-36.32%	-46.07%	-46.07%	-

## Distribution permission

Austria, Germany, Switzerland, United Kingdom, Luxembourg

1 Important note on update status: The displayed date refers exclusively to the calculation of the NAV.

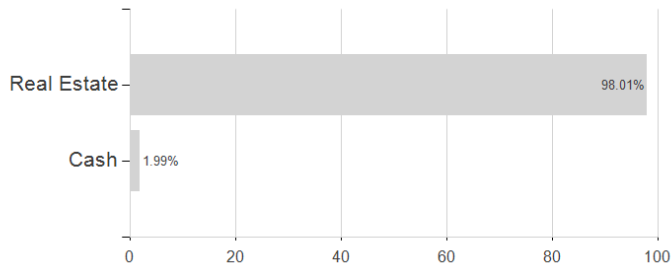
2 The Mountain-View Data Fund Rating calculates a comparative ranking for funds using yield, volatility and trend data. For more information visit [MVD Funds Rating](#)

3 Displays the Ethical-Dynamical Ratio calculated according to standard criteria. The maximum value is 100. For more information visit [EDA](#)

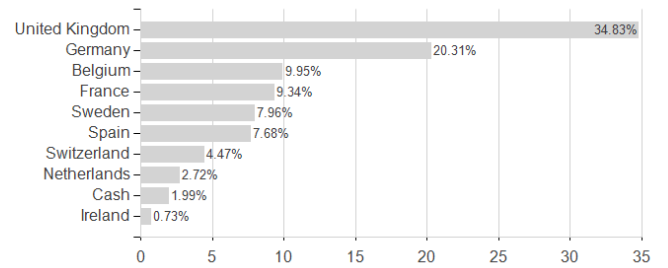
**Janus Henderson Horizon Pan European Property Equities Fund A3 EUR / LU0209156925 / A0DPM6 / Janus**

**Assessment Structure**

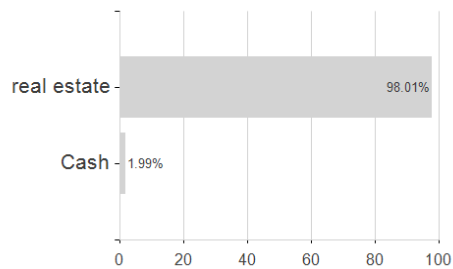
**Assets**



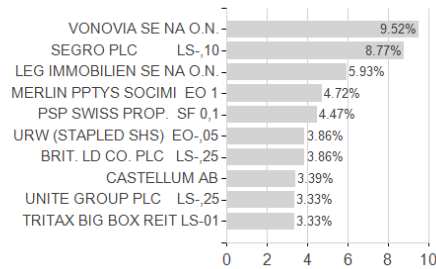
**Countries**



**Branches**



**Largest positions**



**Currencies**

