

Macro + Strategy (A) / AT0000A0KS01 / 0A0KS0 / LLB Invest KAG

| Last 06/03/2024 ¹ | Region | Branch | Type of yield | Type |
|------------------------------|-----------|---------------------|-------------------|------------|
| 156.99 EUR | Worldwide | Mixed fund/flexible | Full reinvestment | Mixed Fund |

■ Macro + Strategy (A)

■ Benchmark: IX DF Mischfonds flexibel



Risk key figures

SRI 1 2 3 4 5 6 7

Mountain-View Funds Rating²EDA³

Yearly Performance

| | |
|------|---------|
| 2023 | +7.53% |
| 2022 | -7.94% |
| 2021 | +10.71% |
| 2020 | +4.56% |
| 2019 | +17.94% |

| Master data | | Conditions | | Other figures | |
|---------------------|------------------------------|---|-------|--------------------|-------|
| Fund type | Fund of funds | Issue surcharge | 3.00% | Minimum investment | UNT 0 |
| Category | Mixed Fund | Planned administr. fee | 0.00% | Savings plan | - |
| Sub category | Mixed fund/flexible | Deposit fees | 0.00% | UCITS / OGAW | Yes |
| Fund domicile | Austria | Redemption charge | 0.00% | Performance fee | 0.00% |
| Tranch volume | (06/03/2024) EUR 4.40 mill. | Ongoing charges | - | Redeployment fee | 0.00% |
| Total volume | (06/03/2024) EUR 37.15 mill. | Dividends | | Investment company | |
| Launch date | 11/17/2010 | LLB Invest KAG | | | |
| KESr report funds | Yes | Heßgasse 1, 1010, Wien | | | |
| Business year start | 01.02. | Austria | | | |
| Sustainability type | - | https://www.llb.at | | | |
| Fund manager | - | | | | |

| Performance | 1M | 6M | YTD | 1Y | 2Y | 3Y | 5Y | Since start |
|------------------|--------|---------|---------|---------|---------|---------|---------|-------------|
| Performance | +1.61% | +13.60% | +12.27% | +16.70% | +14.22% | +14.02% | +41.56% | +49.09% |
| Performance p.a. | - | - | - | +16.75% | +6.87% | +4.47% | +7.19% | +2.99% |
| Sharpe ratio | 2.03 | 3.58 | 3.79 | 1.89 | 0.43 | 0.09 | 0.42 | -0.12 |
| Volatility | 8.29% | 7.14% | 7.39% | 6.88% | 7.20% | 7.45% | 8.22% | 6.78% |
| Worst month | - | -0.25% | -0.25% | -1.54% | -4.13% | -4.13% | -11.36% | -11.36% |
| Best month | - | 6.96% | 6.96% | 6.96% | 6.96% | 6.96% | 8.39% | 8.39% |
| Maximum loss | -2.48% | -2.63% | -2.63% | -4.52% | -8.32% | -13.44% | -19.23% | - |

Distribution permission

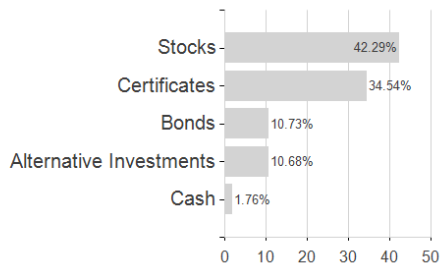
Austria, Germany

¹ Important note on update status: The displayed date refers exclusively to the calculation of the NAV.² The Mountain-View Data Fund Rating calculates a comparative ranking for funds using yield, volatility and trend data. For more information visit [MVD Funds Rating](#)³ Displays the Ethical-Dynamical Ratio calculated according to standard criteria. The maximum value is 100. For more information visit [EDA](#)

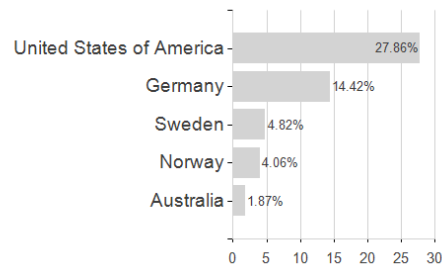
Macro + Strategy (A) / AT0000A0KS01 / 0A0KS0 / LLB Invest KAG

Assessment Structure

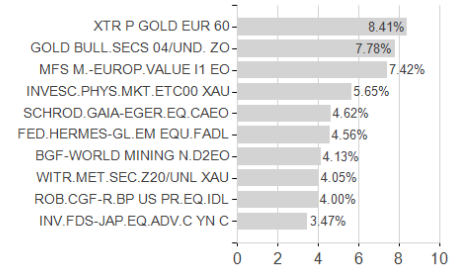
Assets



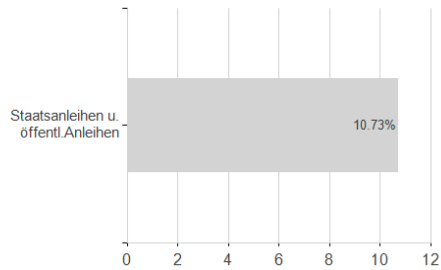
Countries



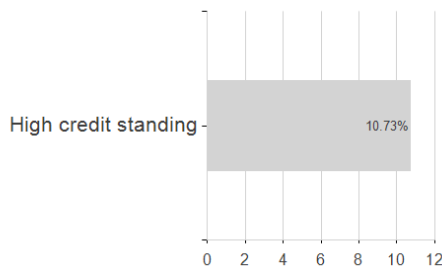
Largest positions



Issuer



Rating



Duration

