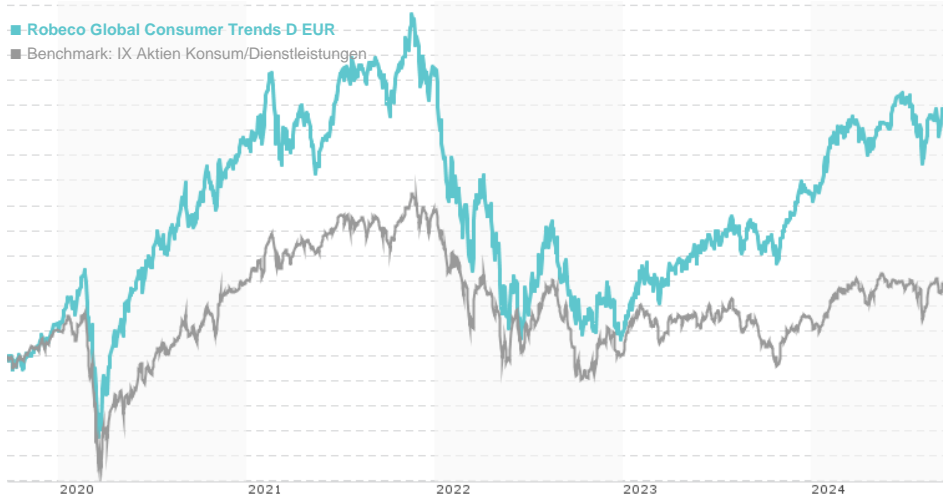


Robeco Global Consumer Trends D EUR / LU0187079347 / A0CA0W / Robeco Inst. AM

Last 09/19/2024 <sup>1</sup>	Region	Branch	Type of yield	Type
371.59 EUR	Worldwide	Sector Consumer Goods	reinvestment	Equity Fund



Risk key figures

SRI	1	2	3	4	5	6	7	
Mountain-View Funds Rating <sup>2</sup>							EDA <sup>3</sup>	77

Yearly Performance

2023	+27.47%
2022	-33.20%
2021	+8.89%
2020	+36.25%
2019	+36.69%

Master data		Conditions		Other figures	
-------------	--	------------	--	---------------	--

Fund type	Single fund	Issue surcharge	5.00%	Minimum investment	UNT 0
Category	Equity	Planned administr. fee	0.00%	Savings plan	-
Sub category	Sector Consumer Goods	Deposit fees	0.00%	UCITS / OGAW	Yes
Fund domicile	Luxembourg	Redemption charge	0.00%	Performance fee	0.00%
Tranch volume	-	Ongoing charges	-	Redeployment fee	0.00%
Total volume	(09/19/2024) EUR 3,948.47 mill.	<b>Dividends</b>		<b>Investment company</b>	
Launch date	6/3/1998	Robeco Inst. AM Weena 850, 3014, Rotterdam Netherlands <a href="https://www.robeco.com">https://www.robeco.com</a>			
KEST report funds	Yes				
Business year start	01.01.				
Sustainability type	-				
Fund manager	Jack Neele & Richard Speetjens				

Performance	1M	6M	YTD	1Y	2Y	3Y	5Y	Since start
Performance	+1.36%	+2.34%	+13.08%	+21.17%	+32.96%	-2.18%	+50.72%	+718.84%
Performance p.a.	-	-	-	+21.11%	+15.29%	-0.73%	+8.54%	+8.32%
Sharpe ratio	1.16	0.10	1.25	1.49	0.80	-0.22	0.25	0.25
Volatility	11.97%	12.36%	12.25%	11.89%	14.90%	19.42%	20.43%	19.54%
Worst month	-	-3.80%	-3.80%	-3.80%	-9.27%	-11.40%	-11.40%	-14.79%
Best month	-	3.48%	6.15%	7.23%	9.04%	12.98%	12.98%	18.01%
Maximum loss	-3.65%	-9.29%	-9.29%	-9.29%	-10.15%	-38.63%	-38.63%	-

Distribution permission

Austria, Germany, Switzerland, United Kingdom, Luxembourg, Czech Republic

<sup>1</sup> Important note on update status: The displayed date refers exclusively to the calculation of the NAV.

## Robeco Global Consumer Trends D EUR / LU0187079347 / A0CA0W / Robeco Inst. AM

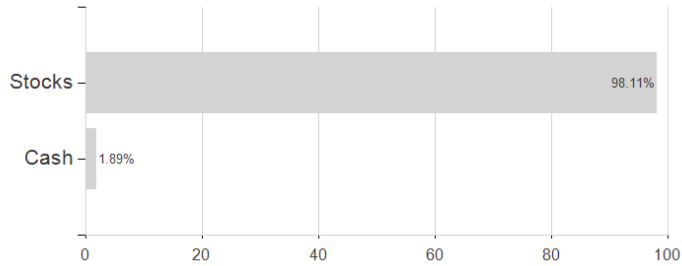
2 The Mountain-View Data Fund Rating calculates a comparative ranking for funds using yield, volatility and trend data. For more information visit [MVD Funds Rating](#)

### Investment goal

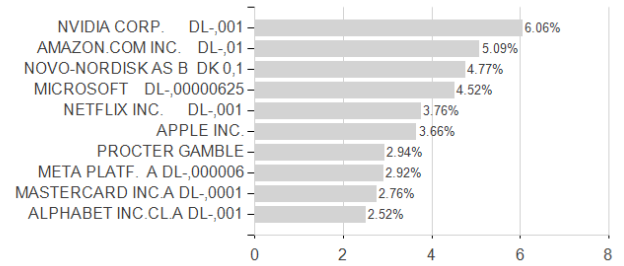
Invests in the consumer goods sector, such as cars, durable consumer goods, media and retail stores.

### Assessment Structure

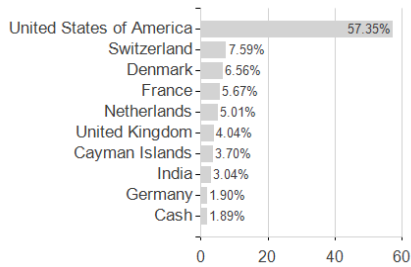
#### Assets



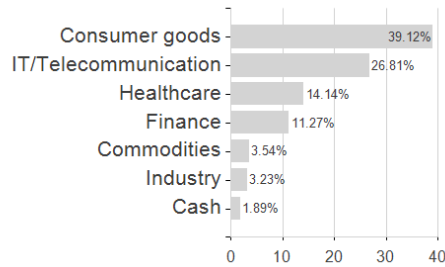
#### Largest positions



#### Countries



#### Branches



#### Currencies

