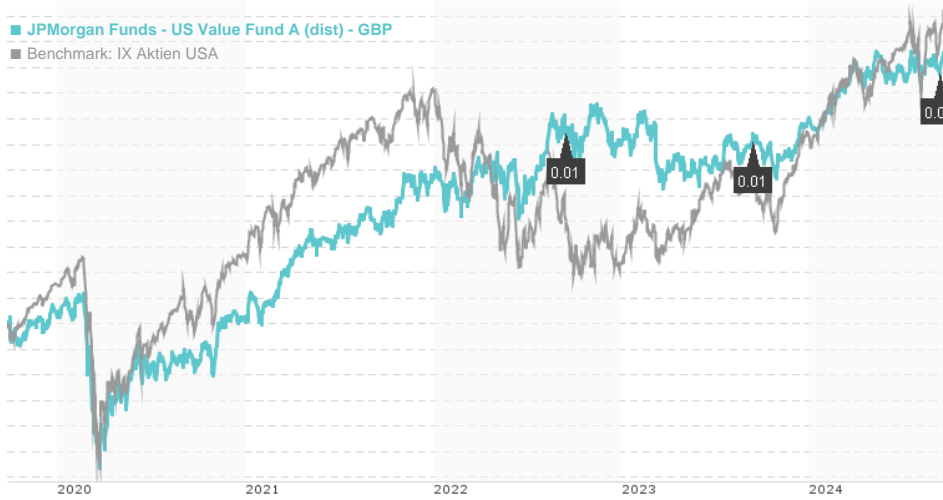


JPMorgan Funds - US Value Fund A (dist) - GBP / LU0119089935 / 165386 / JPMorgan AM (EU)

Last 09/24/2024 <sup>1</sup>	Country	Branch	Type of yield	Type
49.96 GBP	United States of America	Mixed Sectors	paying dividend	Equity Fund



Risk key figures

SRI	1	2	3	4	5	6	7
Mountain-View Funds Rating <sup>2</sup>	EDA <sup>3</sup>						
	60						

Yearly Performance

2023	+3.14%
2022	+5.31%
2021	+27.82%
2020	-0.98%
2019	+23.20%

Master data		Conditions		Other figures	
Fund type	Single fund	Issue surcharge	5.00%	Minimum investment	USD 35,000.00
Category	Equity	Planned administr. fee	0.00%	Savings plan	-
Sub category	Mixed Sectors	Deposit fees	0.00%	UCITS / OGAW	Yes
Fund domicile	Luxembourg	Redemption charge	0.50%	Performance fee	0.00%
Tranch volume	(09/24/2024) USD 2.29 mill.	Ongoing charges	-	Redeployment fee	0.00%
Total volume	(09/24/2024) USD 3,698.82 mill.	<b>Dividends</b>		<b>Investment company</b>	
Launch date	10/20/2000	11.09.2024	0.01 GBP	JPMorgan AM (EU)	
KESr report funds	No	13.09.2023	0.01 GBP	PO Box 275, 2012, Luxembourg	
Business year start	01.07.	14.09.2022	0.01 GBP	Luxembourg	
Sustainability type	-	09.09.2021	0.01 GBP	https://www.jpmorganassetmanagement.de	
Fund manager	Clare Hart, Andrew Brandon, David Silberman	10.09.2020	0.03 GBP		

Performance	1M	6M	YTD	1Y	2Y	3Y	5Y	Since start
Performance	-0.20%	+1.20%	+8.68%	+11.72%	+10.82%	+25.20%	+52.32%	+437.59%
Performance p.a.	-	-	-	+11.72%	+5.28%	+7.77%	+8.77%	+7.28%
Sharpe ratio	-0.59	-0.10	0.90	0.87	0.15	0.31	0.31	0.22
Volatility	10.07%	10.28%	9.67%	9.60%	12.51%	14.24%	17.44%	17.19%
Worst month	-	-1.60%	-1.60%	-4.12%	-4.56%	-5.73%	-11.82%	-13.26%
Best month	-	4.30%	4.83%	4.83%	5.60%	7.47%	11.78%	11.78%
Maximum loss	-2.50%	-4.60%	-4.60%	-5.36%	-11.63%	-11.63%	-32.23%	-

Distribution permission

Austria, Germany, Switzerland, United Kingdom, Luxembourg, Czech Republic

<sup>1</sup> Important note on update status: The displayed date refers exclusively to the calculation of the NAV.

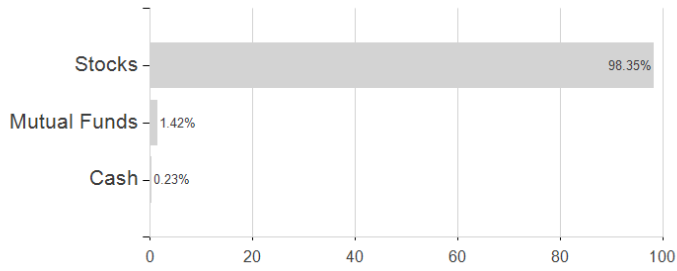
<sup>2</sup> The Mountain-View Data Fund Rating calculates a comparative ranking for funds using yield, volatility and trend data. For more information visit [MVD Funds Rating](#)

<sup>3</sup> Displays the Ethical-Dynamical Ratio calculated according to standard criteria. The maximum value is 100. For more information visit [EDA](#)

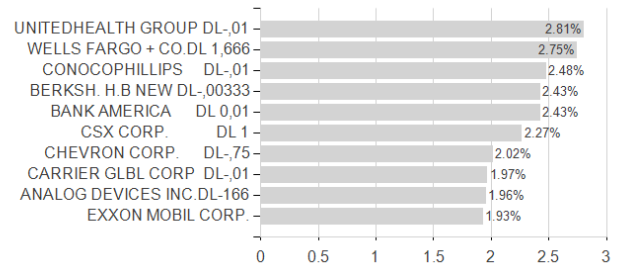
**JPMorgan Funds - US Value Fund A (dist) - GBP / LU0119089935 / 165386 / JPMorgan AM (EU)**

Assessment Structure

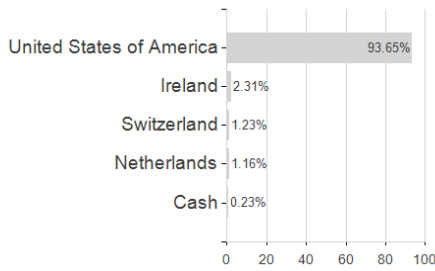
Assets



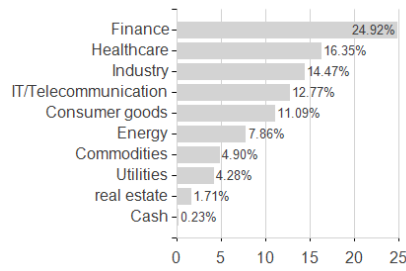
Largest positions



Countries



Branches



Currencies

