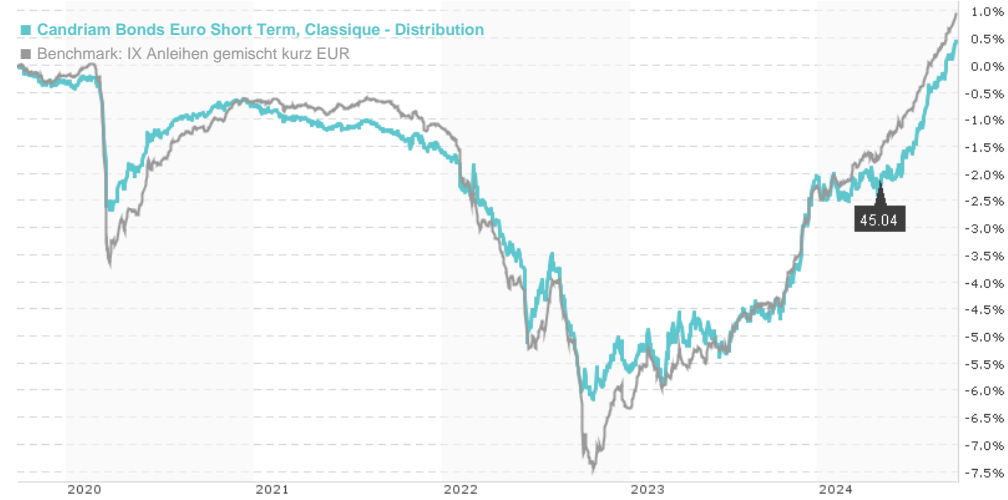


**Candriam Bonds Euro Short Term, Classique - Distribution / LU0157929737 / 157463 / Candriam**

Last 09/25/2024 <sup>1</sup>	Region	Branch	Type of yield	Type
1366.52 EUR	Worldwide	Bonds: Mixed	paying dividend	Fixed-Income Fund



**Risk key figures**

SRI	1	2	3	4	5	6	7
Mountain-View Funds Rating <sup>2</sup>	EDA <sup>3</sup>						82

**Yearly Performance**

2023	+3.81%
2022	-4.12%
2021	-0.86%
2020	-0.41%
2019	+0.43%

Master data		Conditions		Other figures	
Fund type	Single fund	Issue surcharge	2.50%	Minimum investment	UNT 0
Category	Bonds	Planned administr. fee	0.00%	Savings plan	-
Sub category	Bonds: Mixed	Deposit fees	0.00%	UCITS / OGAW	Yes
Fund domicile	Luxembourg	Redemption charge	0.00%	Performance fee	0.00%
Tranch volume	(09/25/2024) EUR 15.53 mill.	Ongoing charges	-	Redeployment fee	0.00%
Total volume	(09/25/2024) EUR 401.72 mill.	<b>Dividends</b>		<b>Investment company</b>	
Launch date	11/29/2002	29.04.2024	45.04 EUR	Candriam	
KESt report funds	Yes	26.04.2019	1.40 EUR	19-21 route d'Arlon, 8009, Strassen	
Business year start	01.01.	24.04.2018	2.10 EUR	Luxembourg	
Sustainability type	-	25.04.2017	0.70 EUR	www.candriam.com	
Fund manager	Philippe Dehoux, Sylvain de Bus, Pierre Boyer	26.04.2016	3.80 EUR		

Performance	1M	6M	YTD	1Y	2Y	3Y	5Y	Since start
Performance	+0.70%	+2.61%	+2.56%	+5.27%	+6.80%	+1.71%	+0.51%	+33.91%
Performance p.a.	-	-	-	+5.26%	+3.34%	+0.57%	+0.10%	+1.35%
Sharpe ratio	5.43	1.39	0.08	1.29	-0.03	-1.74	-2.39	-1.49
Volatility	1.00%	1.33%	1.36%	1.45%	1.60%	1.62%	1.38%	1.38%
Worst month	-	-0.32%	-0.54%	-0.54%	-1.13%	-1.38%	-2.14%	-2.14%
Best month	-	0.92%	1.24%	1.24%	1.24%	1.24%	1.24%	2.11%
Maximum loss	-0.09%	-0.52%	-0.54%	-0.54%	-1.05%	-5.03%	-6.16%	-

**Distribution permission**

Austria, Germany, Switzerland, Czech Republic

1 Important note on update status: The displayed date refers exclusively to the calculation of the NAV.  
 2 The Mountain-View Data Fund Rating calculates a comparative ranking for funds using yield, volatility and trend data. For more information visit [MVD Funds Rating](#)  
 3 Displays the Ethical-Dynamical Ratio calculated according to standard criteria. The maximum value is 100. For more information visit [EDA](#)  
 DISCLAIMER: The information on this page are for informational purposes only and should neither an offer to sell nor a solicitation for the purchase of the security or recommendation in favor of the security to be understood. baha GmbH assumes no liability despite thorough searches for the accuracy of the data.  
 Funds data from: www.mountain-view.com. Fact Sheet created by: www.baha.com  
 Created: 09/27/2024

## Candriam Bonds Euro Short Term, Classique - Distribution / LU0157929737 / 157463 / Candriam

### Investment strategy

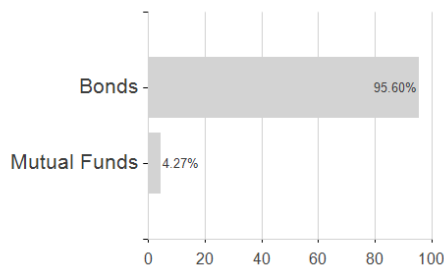
The fund seeks to achieve capital growth by investing in the principal assets traded and to outperform the benchmark. The duration, in other words the fund's sensitivity to movements in interest rates, will not exceed 3 years. The management team makes discretionary investment choices based on economic/financial analyses. The fund promotes, among other characteristics, environmental and/or social characteristics but does not have sustainable investment as its objective. Environmental, social and governance (ESG) criteria contribute to the asset manager's decision-making but are not a decisive factor in this decision-making. For more information, please see the management company's website and/or the prospectus. The fund may make use of derivative products for both investment and hedging purposes (to protect against future unfavourable financial events).

### Investment goal

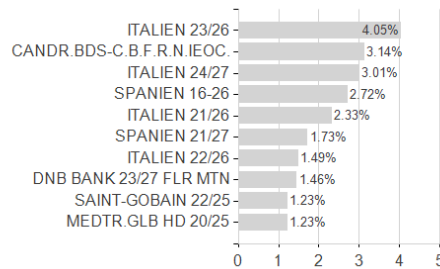
Bonds and other debt securities denominated in euros, with a maximum residual maturity of less than 5 years, issued by private issuers, issued or guaranteed by governments, international and supranational organisations, public entities and semi-public issuers rated at least BBB-/Baa3 (or equivalent) by one of the rating agencies at the time of purchase (i.e. issuers with a good rating).

### Assessment Structure

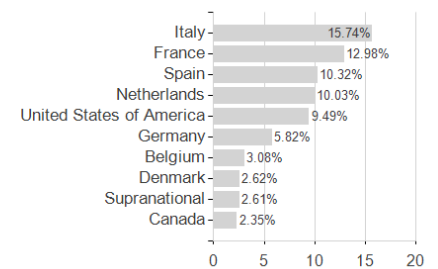
#### Assets



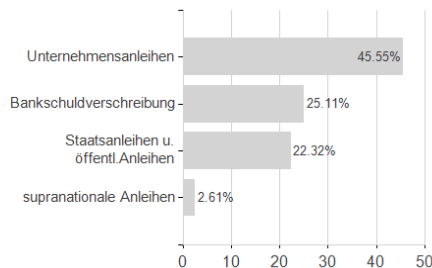
#### Largest positions



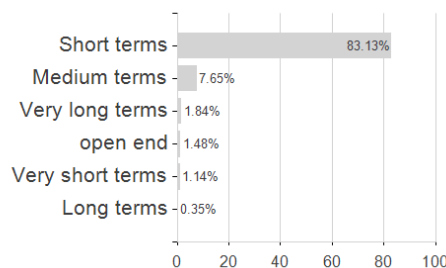
#### Countries



#### Issuer



#### Duration



#### Currencies

