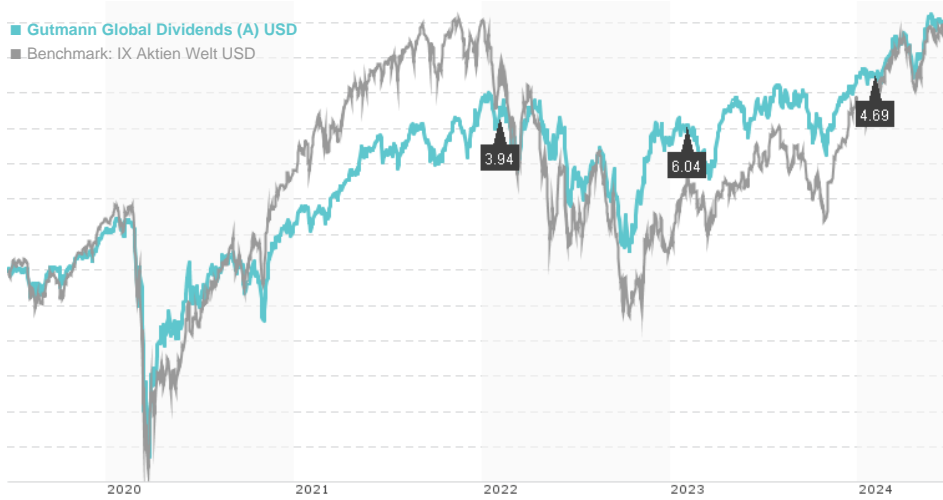


**Gutmann Global Dividends (A) USD / AT000A0LXV5 / 0A0LXV / Gutmann KAG**

Last 06/21/2024 <sup>1</sup>	Region	Branch	Type of yield	Type
248.21 USD	Worldwide	Mixed Sectors	paying dividend	Equity Fund



**Risk key figures**

SRI	1	2	3	4	5	6	7
Mountain-View Funds Rating <sup>2</sup>	EDA <sup>3</sup>						
	58						

**Yearly Performance**

2023	+7.27%
2022	-4.51%
2021	+16.69%
2020	+0.69%
2019	+20.42%

Master data		Conditions		Other figures	
Fund type	Single fund	Issue surcharge	5.00%	Minimum investment	UNT 0
Category	Equity	Planned administr. fee	0.00%	Savings plan	-
Sub category	Mixed Sectors	Deposit fees	0.00%	UCITS / OGAW	Yes
Fund domicile	Austria	Redemption charge	0.00%	Performance fee	0.00%
Tranch volume	(06/21/2024) EUR 24.49 mill.	Ongoing charges	-	Redeployment fee	0.00%
Total volume	(06/21/2024) EUR 290.84 mill.	Dividends		Investment company	
Launch date	12/13/2010	01.02.2024	4.69 USD	Gutmann KAG	
KESt report funds	Yes	01.02.2023	6.04 USD	Schwarzenbergplatz 16, 1010, Wien	
Business year start	01.12.	01.02.2022	3.94 USD	Austria	
Sustainability type	-	01.02.2021	4.07 USD	https://www.gutmannfonds.at	
Fund manager	Hr. MMag. Christoph Olbrich	03.02.2020	4.37 USD		

Performance	1M	6M	YTD	1Y	2Y	3Y	5Y	Since start
Performance	-0.47%	+8.13%	+6.09%	+9.85%	+22.97%	+17.30%	+35.06%	+142.59%
Performance p.a.	-	-	-	+9.82%	+10.87%	+5.46%	+6.19%	+6.77%
Sharpe ratio	-1.34	1.92	1.42	0.77	0.70	0.16	0.17	0.24
Volatility	6.81%	6.92%	6.86%	7.93%	10.29%	10.87%	14.63%	12.70%
Worst month	-	-2.29%	-2.29%	-3.63%	-6.71%	-6.71%	-11.76%	-11.76%
Best month	-	2.83%	2.83%	5.40%	7.00%	7.00%	12.61%	12.61%
Maximum loss	-1.82%	-4.68%	-4.68%	-7.87%	-12.41%	-17.83%	-31.32%	-

**Distribution permission**

Austria, Germany

<sup>1</sup> Important note on update status: The displayed date refers exclusively to the calculation of the NAV.

<sup>2</sup> The Mountain-View Data Fund Rating calculates a comparative ranking for funds using yield, volatility and trend data. For more information visit [MVD Funds Rating](#)

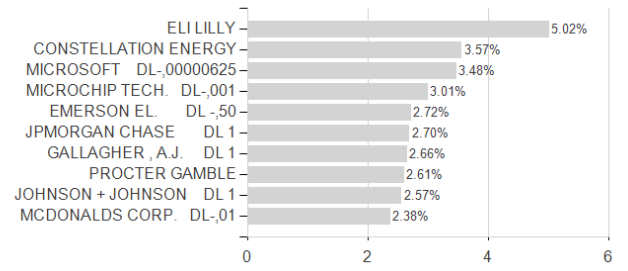
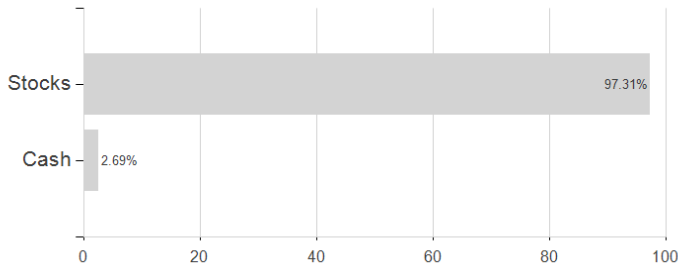
<sup>3</sup> Displays the Ethical-Dynamical Ratio calculated according to standard criteria. The maximum value is 100. For more information visit [EDA](#)

**Gutmann Global Dividends (A) USD / AT0000A0LXV5 / OA0LXV / Gutmann KAG**

Assessment Structure

Assets

Largest positions



Countries

Branches

Currencies

