

## KEPLER Value Aktienfonds T / AT0000A0AH06 / 0A0AH0 / KEPLER-FONDS KAG

Last 06/03/2024 <sup>1</sup>	Region	Branch	Type of yield	Type
272.32 EUR	Worldwide	Mixed Sectors	reinvestment	Equity Fund



### Risk key figures

SRI 1 2 3 4 5 6 7

Mountain-View Funds Rating<sup>2</sup> EDA<sup>3</sup>

75

### Yearly Performance

2023	+8.50%
2022	-10.20%
2021	+28.14%
2020	-12.77%
2019	+21.83%

Master data		Conditions		Other figures	
Fund type	Single fund	Issue surcharge	4.00%	Minimum investment	UNT 0
Category	Equity	Planned administr. fee	0.00%	Savings plan	-
Sub category	Mixed Sectors	Deposit fees	0.00%	UCITS / OGAW	Yes
Fund domicile	Austria	Redemption charge	0.00%	Performance fee	0.00%
Tranch volume	(05/31/2024) EUR 24.96 mill.	Ongoing charges	-	Redeployment fee	0.00%
Total volume	(05/31/2024) EUR 125.96 mill.	Dividends		Investment company	
Launch date	8/21/2008	16.10.2023	1.27 EUR	KEPLER-FONDS KAG Europaplatz 1a, 4020, Linz Austria <a href="https://www.kepler.at">https://www.kepler.at</a>	
KESr report funds	Yes	17.10.2022	1.15 EUR		
Business year start	01.08.	15.10.2019	2.11 EUR		
Sustainability type	-	15.10.2018	1.84 EUR		
Fund manager	Mag. Roland Zauner, CPM	16.10.2017	3.87 EUR		

Performance	1M	6M	YTD	1Y	2Y	3Y	5Y	Since start
Performance	+1.25%	+13.50%	+10.83%	+18.35%	+12.15%	+15.28%	+40.11%	+199.75%
Performance p.a.	-	-	-	+18.41%	+5.89%	+4.85%	+6.97%	+7.20%
Sharpe ratio	2.36	3.61	3.38	1.71	0.19	0.09	0.20	0.22
Volatility	5.06%	7.00%	7.10%	8.59%	10.95%	11.67%	16.27%	15.88%
Worst month	-	-0.68%	-0.68%	-4.83%	-7.96%	-7.96%	-20.04%	-20.04%
Best month	-	5.21%	5.21%	5.21%	7.13%	7.13%	14.27%	14.27%
Maximum loss	-1.19%	-3.30%	-3.30%	-6.48%	-12.14%	-16.80%	-37.75%	-

### Distribution permission

Austria, Germany

<sup>1</sup> Important note on update status: The displayed date refers exclusively to the calculation of the NAV.

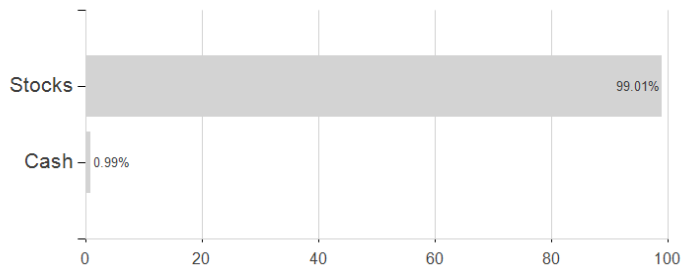
<sup>2</sup> The Mountain-View Data Fund Rating calculates a comparative ranking for funds using yield, volatility and trend data. For more information visit [MVD Funds Rating](#)

<sup>3</sup> Displays the Ethical-Dynamical Ratio calculated according to standard criteria. The maximum value is 100. For more information visit [EDA](#)

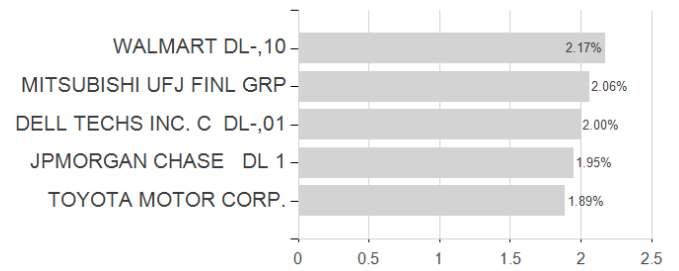
## KEPLER Value Aktienfonds T / AT0000A0AH06 / 0A0AH0 / KEPLER-FONDS KAG

### Assessment Structure

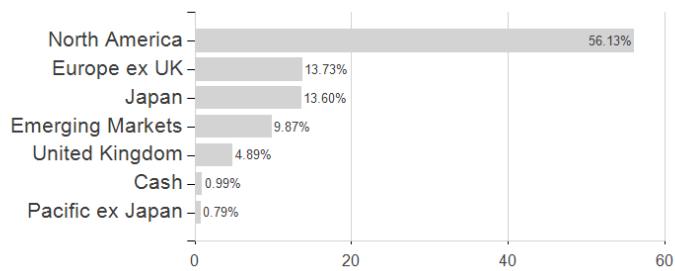
#### Assets



#### Largest positions



#### Countries



#### Branches

