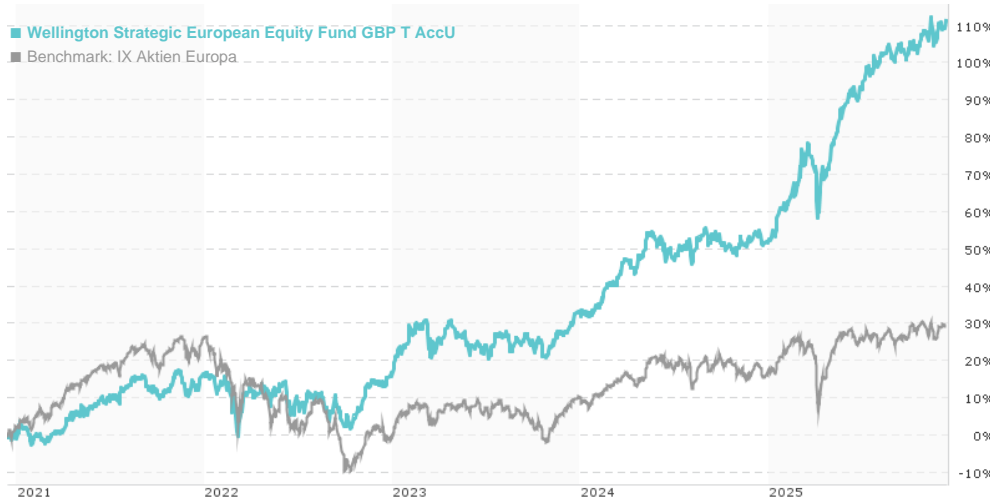


Wellington Strategic European Equity Fund GBP T AccU / IE00BGH1GJ83 / A14UEH / Wellington M.Fd.(IE)

Last 12/11/2025 ¹	Region	Branch	Type of yield	Type
42.31 GBP	Europe	Mixed Sectors	reinvestment	Equity Fund

Wellington Strategic European Equity Fund GBP T AccU
■ Benchmark: IX Aktien Europa



Risk key figures

SRI 1 2 3 4 5 6 7

Mountain-View Funds Rating² EDA³

▲▲▲▲▲▲

60

Yearly Performance

2024	+14.13%
2023	+14.74%
2022	+0.06%
2021	+16.98%
2020	+9.69%

Master data		Conditions		Other figures	
Fund type	Single fund	Issue surcharge	0.00%	Minimum investment	USD 5,000,000.00
Category	Equity	Planned administr. fee	0.00%	Savings plan	-
Sub category	Mixed Sectors	Deposit fees	0.00%	UCITS / OGAW	Yes
Fund domicile	Ireland	Redemption charge	0.00%	Performance fee	0.00%
Tranch volume	(12/11/2025) EUR 21.46 mill.	Ongoing charges	-	Redeployment fee	0.00%
Total volume	(12/11/2025) EUR 5,045.79 mill.	Dividends		Investment company	
Launch date	4/23/2014	Wellington M.Fd.(IE)			
KESr report funds	No	Clerkin Lynch, 30 Molesworth Street, D02 AY19, Dublin			
Business year start	01.01.	Ireland			
Sustainability type	-	https://www.wellingtonfunds.com			
Fund manager	Dirk Enderlein, CFA				

Performance	1M	6M	YTD	1Y	2Y	3Y	5Y	Since start
Performance	-0.35%	+9.57%	+39.16%	+37.36%	+63.99%	+86.45%	+111.24%	+148.92%
Performance p.a.	-	-	-	+37.36%	+28.02%	+23.08%	+16.12%	+11.90%
Sharpe ratio	-0.55	2.08	3.06	2.76	2.28	1.79	1.08	0.66
Volatility	11.46%	8.60%	13.01%	12.80%	11.40%	11.76%	13.01%	14.86%
Worst month	-	0.30%	-0.26%	-0.26%	-3.35%	-6.18%	-6.18%	-10.77%
Best month	-	3.57%	8.65%	8.65%	8.65%	8.65%	8.65%	14.29%
Maximum loss	-3.48%	-3.48%	-11.25%	-11.25%	-11.25%	-11.25%	-15.04%	-

Distribution permission

Switzerland

¹ Important note on update status: The displayed date refers exclusively to the calculation of the NAV.

² The Mountain-View Data Fund Rating calculates a comparative ranking for funds using yield, volatility and trend data. For more information visit [MVD Funds Rating](#)

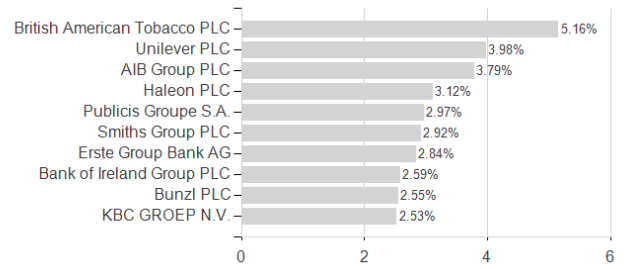
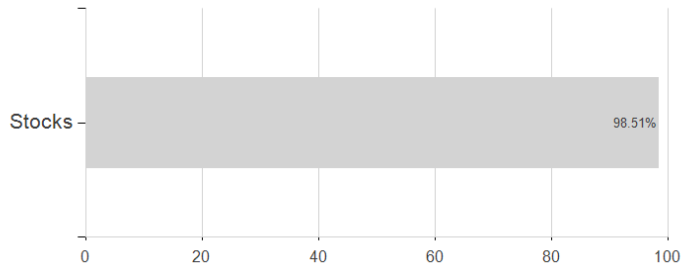
³ Displays the Ethical-Dynamical Ratio calculated according to standard criteria. The maximum value is 100. For more information visit [EDA](#)

Wellington Strategic European Equity Fund GBP T AccU / IE00BGH1GJ83 / A14UEH / Wellington M.Fd.(IE)

Assessment Structure

Assets

Largest positions



Countries

Branches

Currencies

