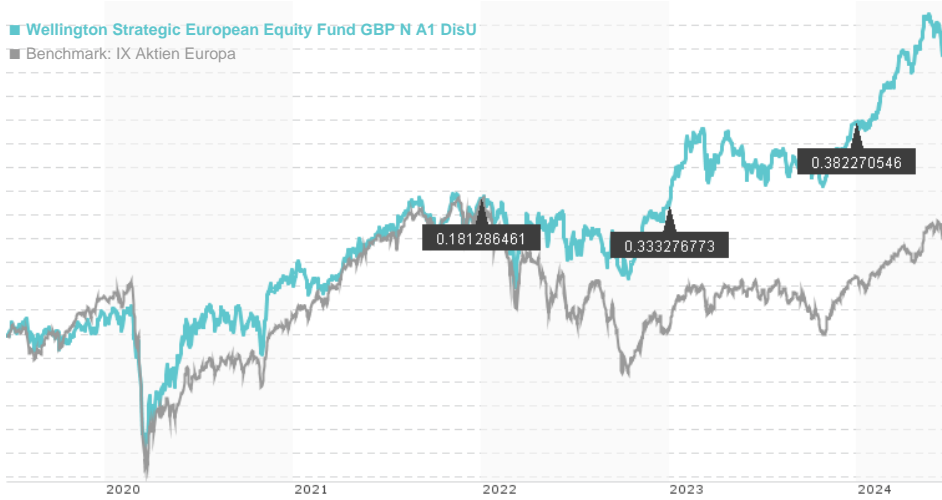


Wellington Strategic European Equity Fund GBP N A1 DisU / IE00BL25X772 / A111D8 / Wellington M.Fd.(IE)

Last 06/20/2024 ¹	Region	Branch	Type of yield	Type
25.51 GBP	Europe	Mixed Sectors	paying dividend	Equity Fund



Risk key figures

SRI	1	2	3	4	5	6	7
Mountain-View Funds Rating ²	EDA ³						
	63						

Yearly Performance

2023	+13.78%
2022	-0.79%
2021	+16.00%
2020	+7.97%
2019	+19.24%

Master data		Conditions		Other figures	
Fund type	Single fund	Issue surcharge	0.00%	Minimum investment	USD 5,000.00
Category	Equity	Planned administr. fee	0.00%	Savings plan	-
Sub category	Mixed Sectors	Deposit fees	0.00%	UCITS / OGAW	Yes
Fund domicile	Ireland	Redemption charge	0.00%	Performance fee	0.00%
Tranch volume	(06/20/2024) EUR 4.98 mill.	Ongoing charges	-	Redeployment fee	0.00%
Total volume	(06/20/2024) EUR 2,650.07 mill.	Dividends		Investment company	
Launch date	4/15/2014	29.12.2023	0.38 GBP	Wellington M.Fd.(IE)	
KEST report funds	Yes	30.12.2022	0.33 GBP	Cardinal Place, 80 Victoria Street, SW1E 5JL, London	
Business year start	01.01.	30.12.2021	0.18 GBP	United Kingdom	
Sustainability type	-	https://www.wellingtonfunds.com			
Fund manager	Dirk Enderlein				

Performance	1M	6M	YTD	1Y	2Y	3Y	5Y	Since start
Performance	-3.00%	+12.78%	+12.38%	+20.00%	+37.08%	+33.89%	+63.02%	+61.86%
Performance p.a.	-	-	-	+19.94%	+17.08%	+10.22%	+10.26%	+7.53%
Sharpe ratio	-2.62	2.41	2.49	1.63	1.07	0.47	0.40	0.25
Volatility	12.95%	9.79%	9.94%	9.97%	12.50%	13.74%	16.22%	15.45%
Worst month	-	-1.50%	-1.50%	-2.75%	-6.25%	-6.25%	-10.83%	-10.83%
Best month	-	5.03%	5.03%	5.03%	7.28%	7.28%	14.22%	14.22%
Maximum loss	-5.15%	-5.15%	-5.15%	-5.65%	-8.94%	-15.27%	-27.82%	-

Distribution permission

Austria, Germany, Switzerland

¹ Important note on update status: The displayed date refers exclusively to the calculation of the NAV.

² The Mountain-View Data Fund Rating calculates a comparative ranking for funds using yield, volatility and trend data. For more information visit [MVD Funds Rating](#)

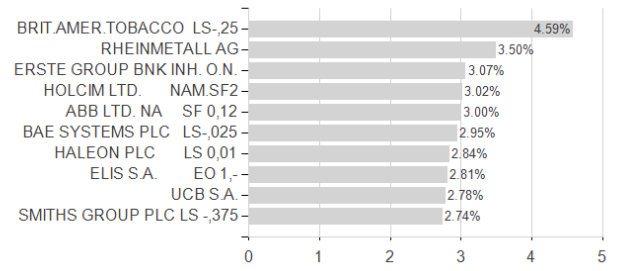
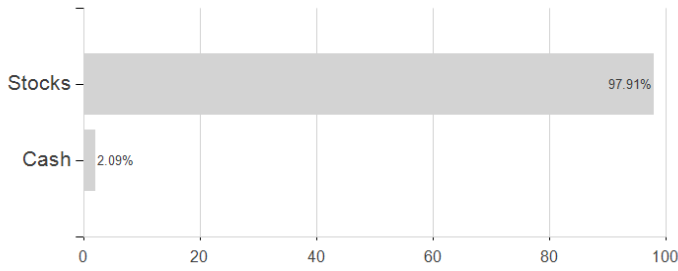
³ Displays the Ethical-Dynamical Ratio calculated according to standard criteria. The maximum value is 100. For more information visit [EDA](#)

Wellington Strategic European Equity Fund GBP N A1 DisU / IE00BL25X772 / A111D8 / Wellington M.Fd.(IE)

Assessment Structure

Assets

Largest positions



Countries

Branches

Currencies

