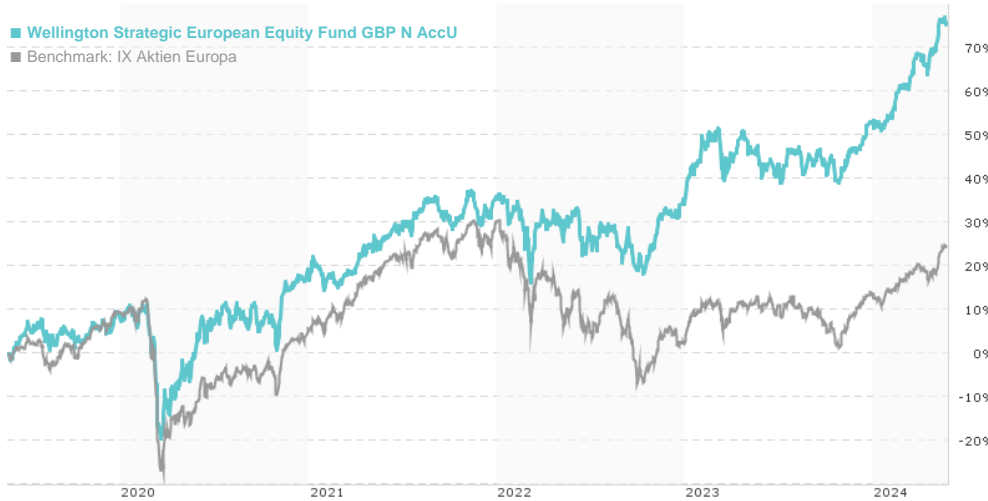


Wellington Strategic European Equity Fund GBP N AccU / IE00B82BFK16 / A1T7UJ / Wellington M.Fd.(IE)

Last 05/23/2024 ¹	Region	Branch	Type of yield	Type
29.70 GBP	Europe	Mixed Sectors	reinvestment	Equity Fund

Wellington Strategic European Equity Fund GBP N AccU
■ Benchmark: IX Aktien Europa



Risk key figures

SRI 1 2 3 4 5 6 7

Mountain-View Funds Rating² EDA³

▲▲▲▲▲▲

63

Yearly Performance

2023	+13.77%
2022	-0.78%
2021	+15.99%
2020	+8.75%
2019	+20.02%

Master data		Conditions		Other figures	
Fund type	Single fund	Issue surcharge	0.00%	Minimum investment	USD 5,000.00
Category	Equity	Planned administr. fee	0.00%	Savings plan	-
Sub category	Mixed Sectors	Deposit fees	0.00%	UCITS / OGAW	Yes
Fund domicile	Ireland	Redemption charge	0.00%	Performance fee	0.00%
Tranch volume	(05/23/2024) EUR 2.05 mill.	Ongoing charges	-	Redeployment fee	0.00%
Total volume	-	Dividends		Investment company	
Launch date	5/31/2013			Wellington M.Fd.(IE)	
KESr report funds	Yes			Cardinal Place, 80 Victoria Street, SW1E 5JL, London	
Business year start	01.01.			United Kingdom	
Sustainability type	-			https://www.wellingtonfunds.com	
Fund manager	Dirk Enderlein				

Performance	1M	6M	YTD	1Y	2Y	3Y	5Y	Since start
Performance	+3.39%	+19.28%	+14.94%	+20.11%	+33.94%	+38.82%	+76.61%	+70.95%
Performance p.a.	-	-	-	+20.05%	+15.71%	+11.55%	+12.03%	+8.52%
Sharpe ratio	5.92	4.65	4.39	1.65	0.94	0.57	0.51	0.31
Volatility	7.80%	8.42%	8.94%	9.88%	12.74%	13.60%	16.17%	15.44%
Worst month	-	0.17%	0.17%	-6.25%	-6.25%	-6.25%	-10.83%	-10.83%
Best month	-	5.03%	5.03%	5.03%	7.28%	7.28%	14.22%	14.22%
Maximum loss	-0.94%	-2.89%	-2.89%	-5.65%	-11.39%	-15.27%	-27.82%	-

Distribution permission

Austria, Germany, Switzerland

¹ Important note on update status: The displayed date refers exclusively to the calculation of the NAV.

² The Mountain-View Data Fund Rating calculates a comparative ranking for funds using yield, volatility and trend data. For more information visit [MVD Funds Rating](#)

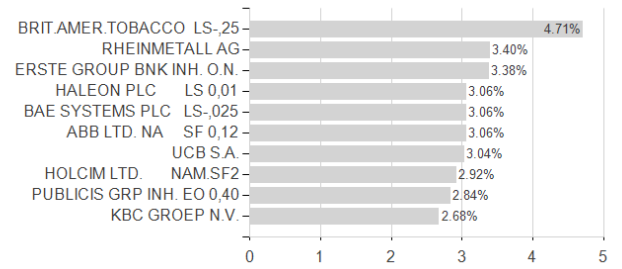
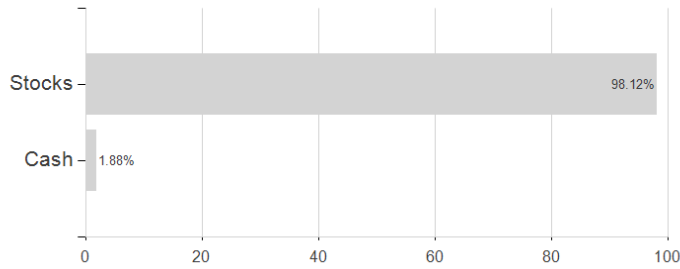
³ Displays the Ethical-Dynamical Ratio calculated according to standard criteria. The maximum value is 100. For more information visit [EDA](#)

Wellington Strategic European Equity Fund GBP N AccU / IE00B82BFK16 / A1T7UJ / Wellington M.Fd.(IE)

Assessment Structure

Assets

Largest positions



Countries

Branches

Currencies

