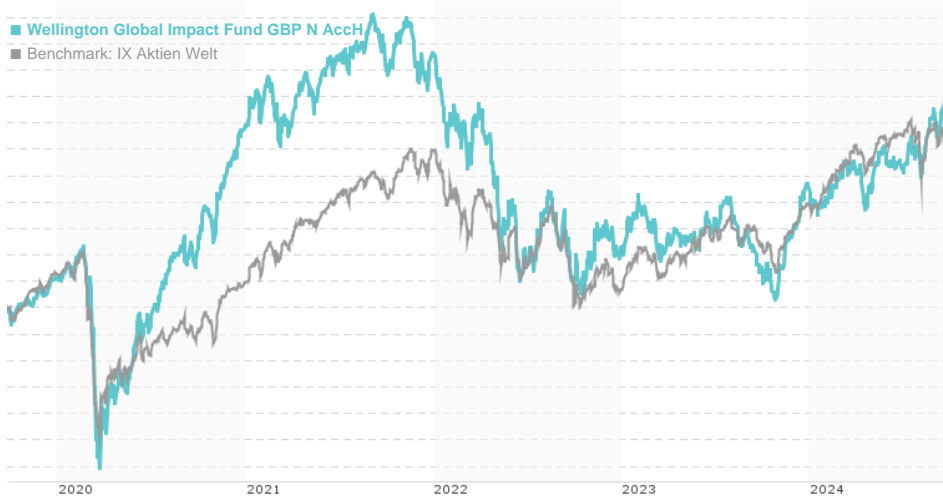


Wellington Global Impact Fund GBP N AccH / IE00BD6PGZ66 / A2DNAF / Wellington M.Fd.(IE)

Last 09/24/2024 <sup>1</sup>	Region	Branch	Type of yield	Type
16.58 GBP	Worldwide	Mixed Sectors	reinvestment	Equity Fund



Risk key figures

SRI	1	2	3	4	5	6	7
Mountain-View Funds Rating <sup>2</sup>	EDA <sup>3</sup>						
	▲▲▲▲▲▲▲						

Yearly Performance

2023	+11.29%
2022	-25.27%
2021	+10.14%
2020	+27.40%
2019	+24.88%

Master data		Conditions		Other figures	
Fund type	Single fund	Issue surcharge	0.00%	Minimum investment	USD 5,000.00
Category	Equity	Planned administr. fee	0.00%	Savings plan	-
Sub category	Mixed Sectors	Deposit fees	0.00%	UCITS / OGAW	Yes
Fund domicile	Ireland	Redemption charge	0.00%	Performance fee	0.00%
Tranch volume	(09/24/2024) USD 7.48 mill.	Ongoing charges	-	Redeployment fee	0.00%
Total volume	(09/24/2024) USD 979.30 mill.	Dividends		Investment company	
Launch date	7/7/2017	Wellington M.Fd.(IE)			
KESt report funds	No	Cardinal Place, 80 Victoria Street, SW1E 5JL, London			
Business year start	01.01.	United Kingdom			
Sustainability type	Ethics/ecology	https://www.wellingtonfunds.com			
Fund manager	Tara Stilwell, CFA				

Performance	1M	6M	YTD	1Y	2Y	3Y	5Y	Since start
Performance	+2.60%	+10.27%	+13.20%	+28.72%	+33.32%	-7.31%	+39.13%	+52.37%
Performance p.a.	-	-	-	+28.72%	+15.58%	-2.50%	+6.82%	+6.30%
Sharpe ratio	2.86	1.42	1.23	1.93	0.83	-0.35	0.18	0.16
Volatility	12.12%	12.73%	12.29%	13.18%	14.59%	16.79%	19.31%	17.59%
Worst month	-	-4.50%	-4.50%	-5.84%	-7.21%	-9.81%	-19.81%	-19.81%
Best month	-	5.01%	7.55%	11.34%	11.34%	11.34%	12.78%	12.78%
Maximum loss	-3.87%	-7.24%	-7.31%	-7.31%	-16.48%	-34.42%	-37.59%	-

Distribution permission

Austria, Germany, Switzerland, Czech Republic

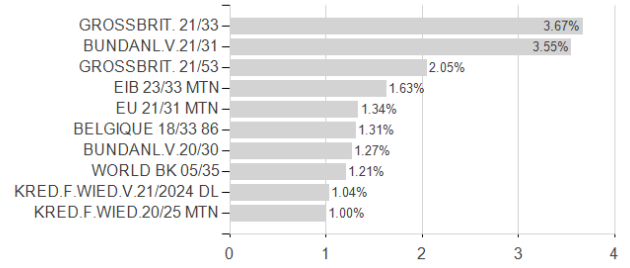
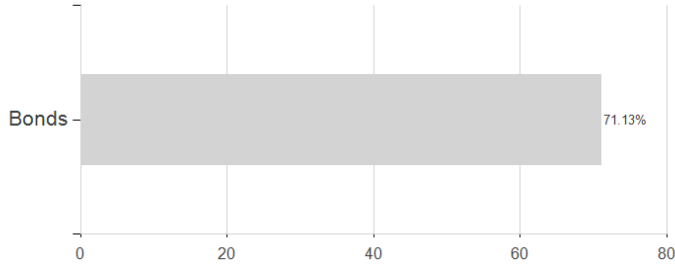
1 Important note on update status: The displayed date refers exclusively to the calculation of the NAV.  
 2 The Mountain-View Data Fund Rating calculates a comparative ranking for funds using yield, volatility and trend data. For more information visit [MVD Funds Rating](#)  
 3 Displays the Ethical-Dynamical Ratio calculated according to standard criteria. The maximum value is 100. For more information visit [EDA](#)

**Wellington Global Impact Fund GBP N Acch / IE00BD6PGZ66 / A2DNAF / Wellington M.Fd.(IE)**

Assessment Structure

Assets

Largest positions



Countries

Branches

Currencies

