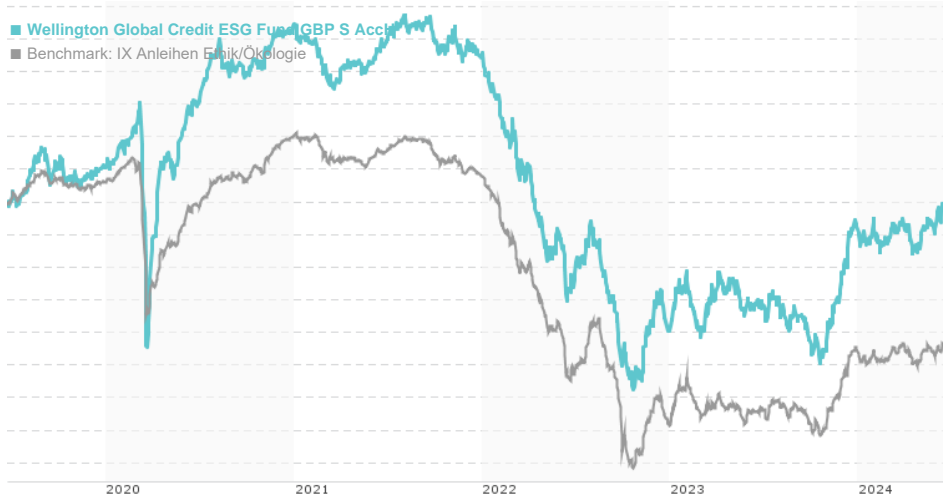


Wellington Global Credit ESG Fund GBP S AccH / IE00BF2WZ694 / A2DQC7 / Wellington M.Fd.(IE)

Last 06/20/2024 <sup>1</sup>	Region	Branch	Type of yield	Type
10.48 GBP	Worldwide	Corporate Bonds	reinvestment	Fixed-Income Fund



Risk key figures

SRI	1	2	3	4	5	6	7	
Mountain-View Funds Rating <sup>2</sup>							EDA <sup>3</sup>	75

Yearly Performance

2023	+6.96%
2022	-15.60%
2021	-1.58%
2020	+8.59%
2019	+9.94%

Master data		Conditions		Other figures	
Fund type	Single fund	Issue surcharge	0.00%	Minimum investment	USD 1,000,000.00
Category	Bonds	Planned administr. fee	0.00%	Savings plan	-
Sub category	Corporate Bonds	Deposit fees	0.00%	UCITS / OGAW	Yes
Fund domicile	Ireland	Redemption charge	0.00%	Performance fee	0.00%
Tranch volume	(06/20/2024) USD 65.09 mill.	Ongoing charges	-	Redeployment fee	0.00%
Total volume	(06/20/2024) USD 1,121.94 mill.	<b>Dividends</b>		<b>Investment company</b>	
Launch date	12/5/2017	Wellington M.Fd.(IE)			
KESr report funds	No	Cardinal Place, 80 Victoria Street, SW1E 5JL, London			
Business year start	01.01.	United Kingdom			
Sustainability type	Ethics/ecology	https://www.wellingtonfunds.com			
Fund manager	Louis Chabrier, Joe Ramos				

Performance	1M	6M	YTD	1Y	2Y	3Y	5Y	Since start
Performance	+0.90%	+1.33%	+1.15%	+6.03%	+5.53%	-9.02%	-0.16%	+4.76%
Performance p.a.	-	-	-	+6.02%	+2.73%	-3.10%	-0.03%	+0.71%
Sharpe ratio	1.61	-0.22	-0.27	0.43	-0.16	-1.18	-0.64	-0.57
Volatility	4.58%	4.62%	4.65%	5.34%	6.07%	5.78%	5.82%	5.22%
Worst month	-	-1.89%	-1.89%	-2.18%	-5.02%	-5.02%	-6.65%	-6.65%
Best month	-	3.73%	3.73%	4.54%	4.54%	4.54%	5.36%	5.36%
Maximum loss	-0.85%	-2.24%	-2.24%	-4.71%	-10.46%	-20.62%	-20.62%	-

Distribution permission

Austria, Germany, Switzerland

<sup>1</sup> Important note on update status: The displayed date refers exclusively to the calculation of the NAV.

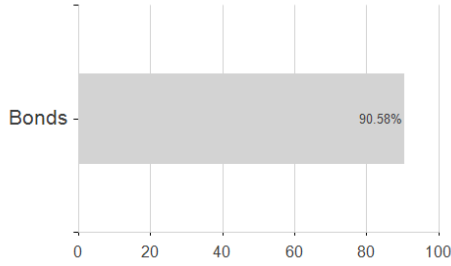
<sup>2</sup> The Mountain-View Data Fund Rating calculates a comparative ranking for funds using yield, volatility and trend data. For more information visit [MVD Funds Rating](#)

<sup>3</sup> Displays the Ethical-Dynamical Ratio calculated according to standard criteria. The maximum value is 100. For more information visit [EDA](#)

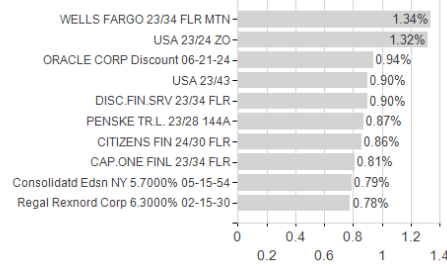
**Wellington Global Credit ESG Fund GBP S AcCh / IE00BF2WZ694 / A2DQC7 / Wellington M.Fd.(IE)**

**Assessment Structure**

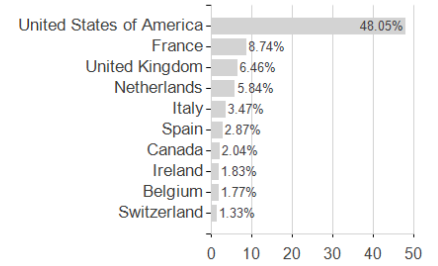
**Assets**



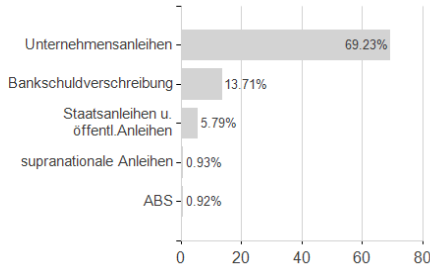
**Largest positions**



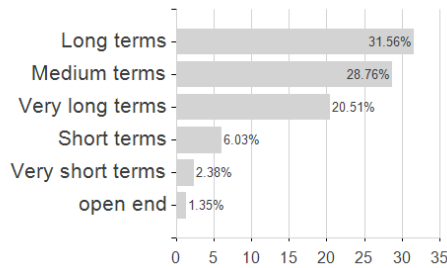
**Countries**



**Issuer**



**Duration**



**Currencies**

