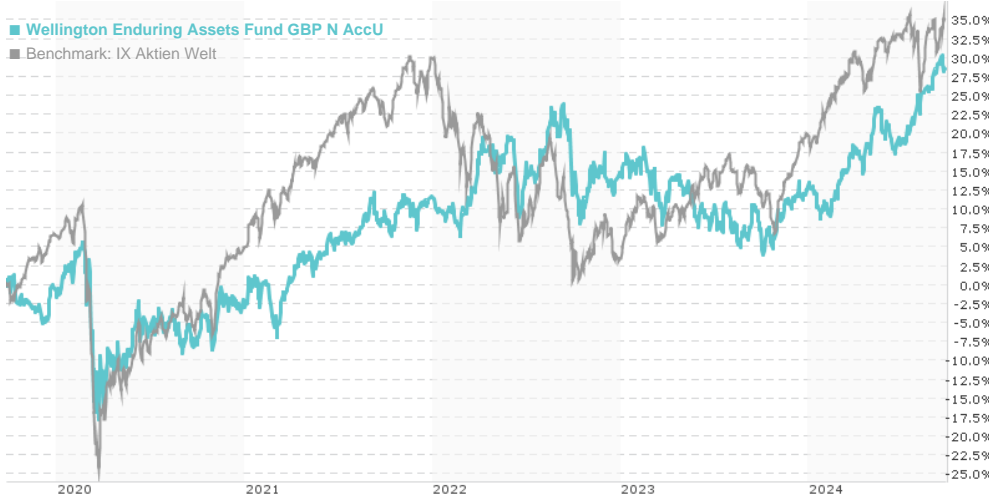


Wellington Enduring Assets Fund GBP N AccU / IE00BJ570W02 / A2PFUF / Wellington M.Fd.(IE)

Last 09/23/2024 <sup>1</sup>	Region	Branch	Type of yield	Type
14.43 GBP	Worldwide	Mixed Sectors	reinvestment	Equity Fund



Risk key figures

SRI	1	2	3	4	5	6	7
Mountain-View Funds Rating <sup>2</sup>	EDA <sup>3</sup>						
	▲▲▲▲▲▲▲						

Yearly Performance

2023	-1.70%
2022	+2.58%
2021	+14.91%
2020	-1.29%

Master data		Conditions		Other figures	
Fund type	Single fund	Issue surcharge	0.00%	Minimum investment	USD 5,000.00
Category	Equity	Planned administr. fee	0.00%	Savings plan	-
Sub category	Mixed Sectors	Deposit fees	0.00%	UCITS / OGAW	Yes
Fund domicile	Ireland	Redemption charge	0.00%	Performance fee	0.00%
Tranch volume	(09/23/2024) USD 1.31 mill.	Ongoing charges	-	Redeployment fee	0.00%
Total volume	(09/23/2024) USD 579.69 mill.	Dividends		Investment company	
Launch date	4/1/2019	Wellington M.Fd.(IE)			
KESt report funds	No	Cardinal Place, 80 Victoria Street, SW1E 5JL, London			
Business year start	01.01.	United Kingdom			
Sustainability type	-	https://www.wellingtonfunds.com			
Fund manager	Tom Levering				

Performance	1M	6M	YTD	1Y	2Y	3Y	5Y	Since start
Performance	+2.08%	+9.67%	+14.14%	+17.08%	+6.71%	+18.17%	+28.81%	+44.26%
Performance p.a.	-	-	-	+17.13%	+3.30%	+5.72%	+5.19%	+6.91%
Sharpe ratio	3.33	1.90	1.89	1.50	-0.01	0.20	0.12	0.25
Volatility	7.22%	8.91%	8.77%	9.19%	11.79%	11.72%	14.56%	14.19%
Worst month	-	-2.61%	-2.61%	-2.61%	-6.56%	-6.56%	-9.13%	-9.13%
Best month	-	4.91%	4.91%	4.91%	4.91%	5.18%	6.15%	6.15%
Maximum loss	-1.57%	-5.07%	-5.07%	-5.25%	-13.64%	-16.13%	-22.32%	-

Distribution permission

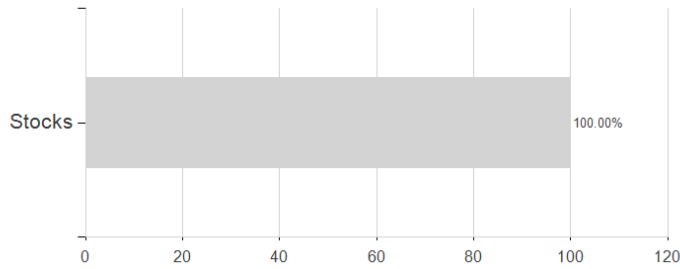
Austria, Germany, Switzerland, Czech Republic

<sup>1</sup> Important note on update status: The displayed date refers exclusively to the calculation of the NAV.  
<sup>2</sup> The Mountain-View Data Fund Rating calculates a comparative ranking for funds using yield, volatility and trend data. For more information visit [MVD Funds Rating](#)  
<sup>3</sup> Displays the Ethical-Dynamical Ratio calculated according to standard criteria. The maximum value is 100. For more information visit [EDA](#)

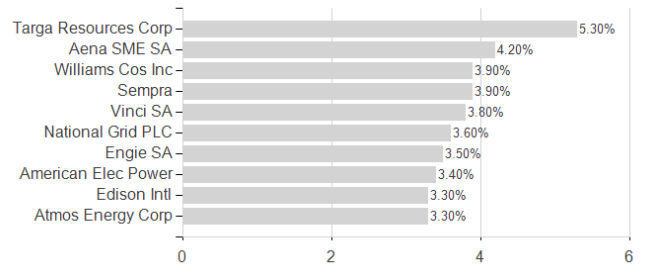
**Wellington Enduring Assets Fund GBP N AccU / IE00BJ570W02 / A2PFUF / Wellington M.Fd.(IE)**

Assessment Structure

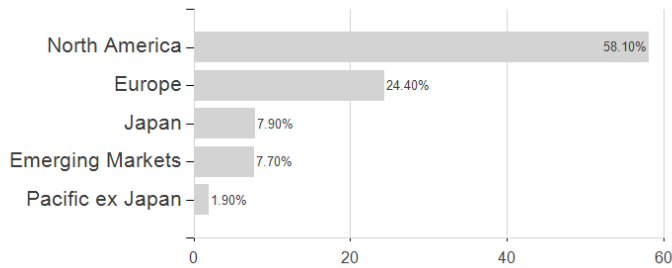
Assets



Largest positions



Countries



Branches

