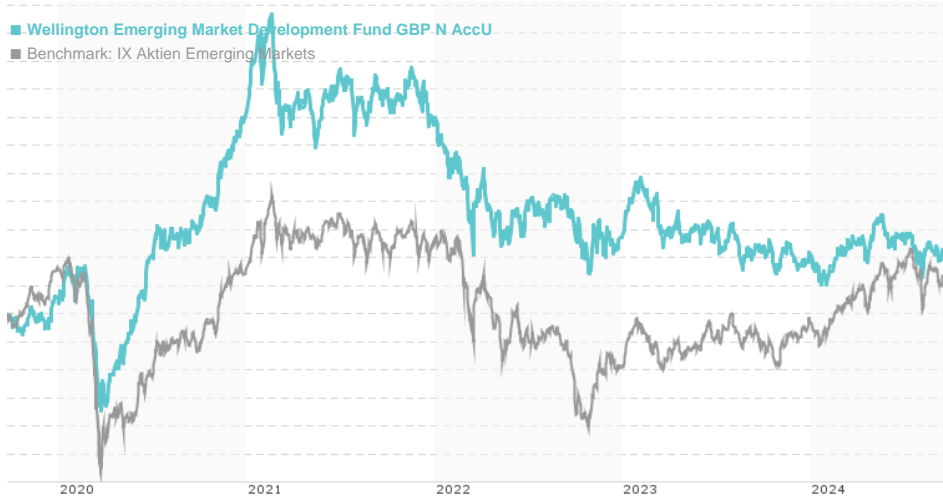


Wellington Emerging Market Development Fund GBP N AccU / IE00BFZ53K54 / A2PFUD / Wellington M.Fd.(IE)

Last 09/19/2024 ¹	Region	Branch	Type of yield	Type
12.24 GBP	Emerging Markets	Mixed Sectors	reinvestment	Equity Fund



Risk key figures

SRI 1 2 3 4 5 6 7

Mountain-View Funds Rating² EDA³



Yearly Performance

2023	-2.43%
2022	-15.59%
2021	-0.97%
2020	+33.75%

Master data		Conditions		Other figures	
Fund type	Single fund	Issue surcharge	0.00%	Minimum investment	USD 5,000.00
Category	Equity	Planned administr. fee	0.00%	Savings plan	-
Sub category	Mixed Sectors	Deposit fees	0.00%	UCITS / OGAW	Yes
Fund domicile	Ireland	Redemption charge	0.00%	Performance fee	0.00%
Tranch volume	(09/19/2024) USD 0.114 mill.	Ongoing charges	-	Redeployment fee	0.00%
Total volume	(09/19/2024) USD 277.91 mill.	Dividends		Investment company	
Launch date	5/13/2019	Wellington M.Fd.(IE)			
KESt report funds	No	Cardinal Place, 80 Victoria Street, SW1E 5JL, London			
Business year start	01.01.	United Kingdom			
Sustainability type	-	https://www.wellingtonfunds.com			
Fund manager	Daire Dunne, Simon Charles Henry				

Performance	1M	6M	YTD	1Y	2Y	3Y	5Y	Since start
Performance	-0.44%	+0.40%	+1.13%	+0.35%	-4.70%	-18.08%	+13.87%	+22.43%
Performance p.a.	-	-	-	+0.35%	-2.38%	-6.43%	+2.63%	+3.85%
Sharpe ratio	-0.99	-0.23	-0.16	-0.27	-0.41	-0.65	-0.05	0.02
Volatility	8.66%	11.69%	11.74%	11.45%	14.25%	15.33%	16.39%	16.18%
Worst month	-	-2.08%	-5.26%	-5.26%	-5.96%	-5.96%	-14.66%	-14.66%
Best month	-	1.30%	5.70%	5.70%	6.90%	6.90%	10.78%	10.78%
Maximum loss	-2.99%	-9.56%	-9.56%	-9.56%	-15.39%	-26.91%	-31.39%	-

Distribution permission

Austria, Germany, Switzerland, Czech Republic

1 Important note on update status: The displayed date refers exclusively to the calculation of the NAV.

2 The Mountain-View Data Fund Rating calculates a comparative ranking for funds using yield, volatility and trend data. For more information visit [MVD Funds Rating](#)

3 Displays the Ethical-Dynamical Ratio calculated according to standard criteria. The maximum value is 100. For more information visit [EDA](#)

Wellington Emerging Market Development Fund GBP N AccU / IE00BFZ53K54 / A2PFUD / Wellington M.Fd.(IE)

Investment strategy

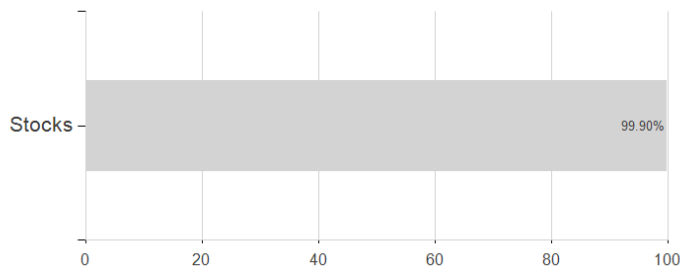
The Investment Manager employs an unconstrained approach and seeks to identify investment themes relating to structural and economic development with a bias to small and mid cap stocks. The Investment Manager focuses on identifying themes that are enduring or that the length and duration of which have been underappreciated by the broader market. The Fund may hold concentrated positions within a theme but will generally be well diversified. The Fund will invest in shares and other securities with equity characteristics such as preferred stocks, convertible securities or depository receipts. The Fund may invest either directly or via derivatives. Derivatives may be used to hedge (manage) risk and for investment purposes (such as gaining exposure to a security).

Investment goal

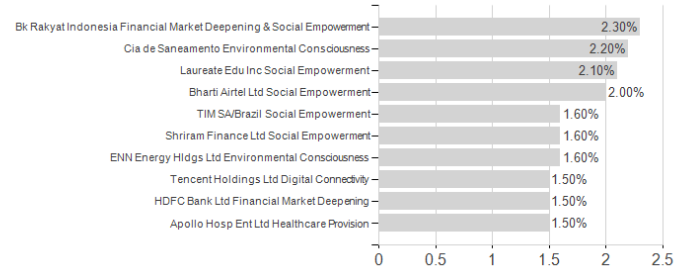
The Fund seeks long-term total returns primarily through capital appreciation. The Fund will be actively managed, investing in companies that are located in emerging markets, but also to a lesser extent, developed or frontier market countries (as defined by MSCI). Investments in developed markets will be focused on companies which conduct business in emerging markets, for example by having substantial assets based in growth or revenues generated by goods and services produced in, or sales made in, emerging markets.

Assessment Structure

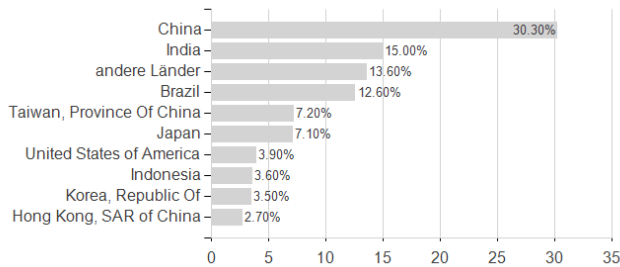
Assets



Largest positions



Countries



Branches

