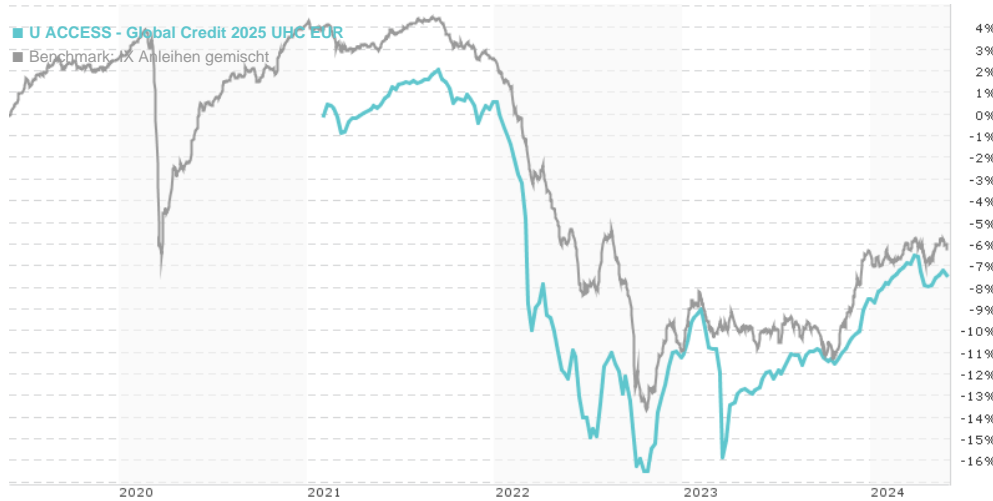


U ACCESS - Global Credit 2025 UHC EUR / LU2187700708 / A2QNYW / UBP AM (EU)

Last 05/28/2024 ¹	Region	Branch	Type of yield	Type
92.61 EUR	Worldwide	Bonds: Mixed	reinvestment	Fixed-Income Fund



Risk key figures

SRI 1 2 3 4 5 6 7

Mountain-View Funds Rating² EDA³

▲ ▲ ▲ ▲ ▲ ▲

Yearly Performance

2023 +3.02%

2022 -11.75%

Master data		Conditions		Other figures	
Fund type	Single fund	Issue surcharge	3.00%	Minimum investment	UNT 0
Category	Bonds	Planned administr. fee	0.00%	Savings plan	-
Sub category	Bonds: Mixed	Deposit fees	0.00%	UCITS / OGAW	Yes
Fund domicile	Luxembourg	Redemption charge	0.50%	Performance fee	0.00%
Tranch volume	(05/28/2024) USD 0.157 mill.	Ongoing charges	-	Redeployment fee	0.00%
Total volume	(05/28/2024) USD 79.73 mill.	Dividends		Investment company	
Launch date	2/1/2021	UBP AM (EU)			
KESt report funds	No	96-98, rue du Rhône, 1211, Geneva			
Business year start	01.01.	Switzerland			
Sustainability type	-	http://www.ubp.ch			
Fund manager	Olivier Iche				

Performance	1M	6M	YTD	1Y	2Y	3Y	5Y	Since start
Performance	+0.48%	+2.99%	+1.22%	+5.95%	+3.90%	-8.11%	-	-7.39%
Performance p.a.	-	-	-	+5.97%	+1.94%	-2.79%	-	-2.29%
Sharpe ratio	1.59	1.00	-0.32	0.97	-0.30	-1.10	-	-1.06
Volatility	1.50%	2.56%	2.26%	2.28%	6.09%	5.98%	0.00%	5.73%
Worst month	-	-1.46%	-1.46%	-1.46%	-4.74%	-4.74%	0.00%	-4.74%
Best month	-	1.94%	1.94%	1.94%	3.48%	3.48%	0.00%	3.48%
Maximum loss	-0.23%	-1.56%	-1.56%	-1.56%	-7.59%	-18.19%	0.00%	-

Distribution permission

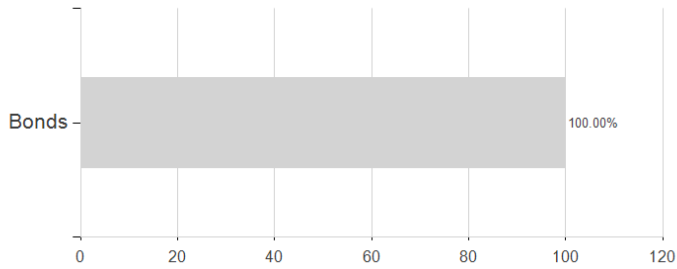
Austria, Germany, Switzerland, Luxembourg

¹ Important note on update status: The displayed date refers exclusively to the calculation of the NAV.² The Mountain-View Data Fund Rating calculates a comparative ranking for funds using yield, volatility and trend data. For more information visit [MVD Funds Rating](#)³ Displays the Ethical-Dynamical Ratio calculated according to standard criteria. The maximum value is 100. For more information visit [EDA](#)

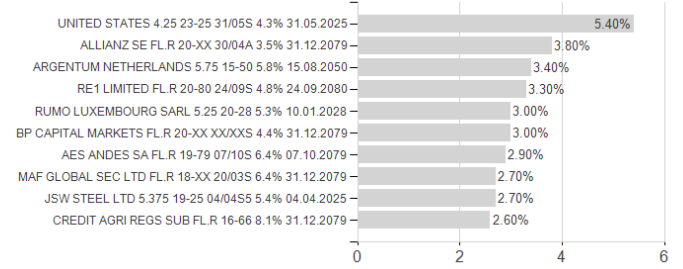
U ACCESS - Global Credit 2025 UHC EUR / LU2187700708 / A2QNYW / UBP AM (EU)

Assessment Structure

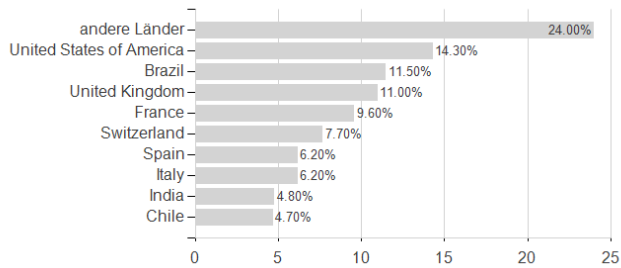
Assets



Largest positions



Countries



Rating

