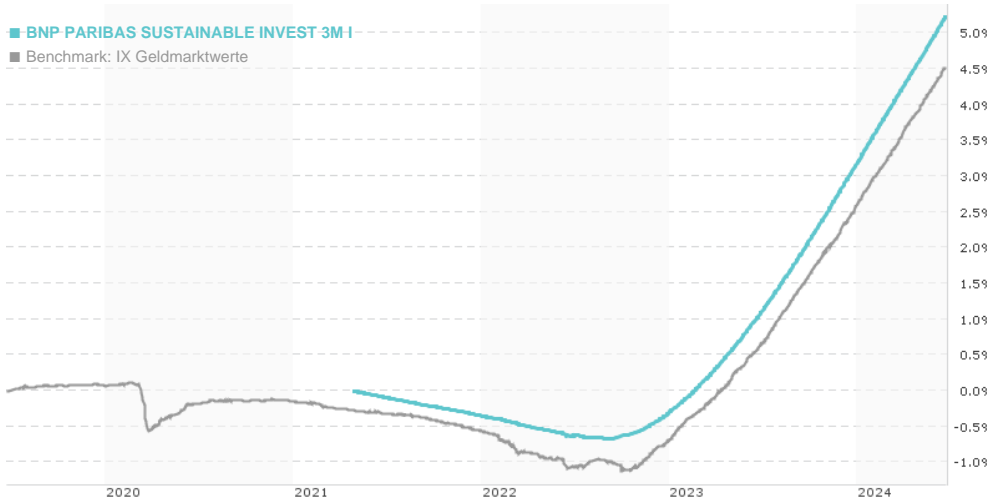


BNP PARIBAS SUSTAINABLE INVEST 3M I / FR0011533207 / A1W5E5 / BNP PARIBAS AM Eur.

Last 06/20/2024 ¹	Region	Branch	Type of yield	Type
1047449.44 EUR	Worldwide	Money Market Securities	reinvestment	Money Market Fund

■ BNP PARIBAS SUSTAINABLE INVEST 3M I
■ Benchmark: IX Geldmarktwerte



Risk key figures

SRI	1	2	3	4	5	6	7
Mountain-View Funds Rating ²	EDA ³						
	▲▲▲▲▲▲▲						

Yearly Performance

2023	+3.47%
2022	+0.03%

Master data		Conditions		Other figures	
Fund type	Single fund	Issue surcharge	0.50%	Minimum investment	UNT 150
Category	Money Market	Planned administr. fee	0.00%	Savings plan	-
Sub category	Money Market Securities	Deposit fees	0.00%	UCITS / OGAW	Yes
Fund domicile	France	Redemption charge	0.00%	Performance fee	0.00%
Tranch volume	(06/20/2024) EUR 7,176.02 mill.	Ongoing charges	-	Redeployment fee	0.00%
Total volume	(06/20/2024) EUR 9,470.71 mill.	Dividends		Investment company	
Launch date		BNP PARIBAS AM Eur.			
KESt report funds	No	14 rue Bergère, 75009, Paris			
Business year start	01.04.	France			
Sustainability type	Ethics/ecology	https://www.bnpparibas-am.com			
Fund manager	Elodie Derien				

Performance	1M	6M	YTD	1Y	2Y	3Y	5Y	Since start
Performance	+0.35%	+2.10%	+2.01%	+4.15%	+5.88%	+5.30%	-	+5.22%
Performance p.a.	-	-	-	+4.14%	+2.90%	+1.74%	-	+1.63%
Sharpe ratio	2.45	2.50	2.84	2.09	-4.11	-9.99	-	-10.61
Volatility	0.20%	0.22%	0.22%	0.21%	0.20%	0.20%	0.00%	0.20%
Worst month	-	0.23%	0.23%	0.23%	-0.05%	-0.06%	0.00%	-0.06%
Best month	-	0.39%	0.39%	0.39%	0.39%	0.39%	0.00%	0.39%
Maximum loss	0.00%	0.00%	0.00%	0.00%	-0.05%	-0.59%	0.00%	-

Distribution permission

Germany

¹ Important note on update status: The displayed date refers exclusively to the calculation of the NAV.

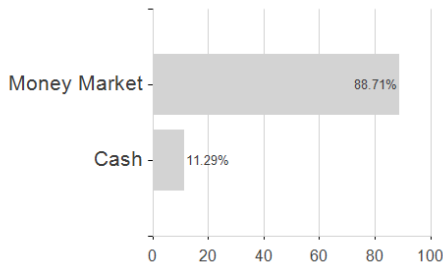
BNP PARIBAS SUSTAINABLE INVEST 3M I / FR0011533207 / A1W5E5 / BNP PARIBAS AM Eur.

2 The Mountain-View Data Fund Rating calculates a comparative ranking for funds using yield, volatility and trend data. For more information visit [MVD Funds Rating](#)

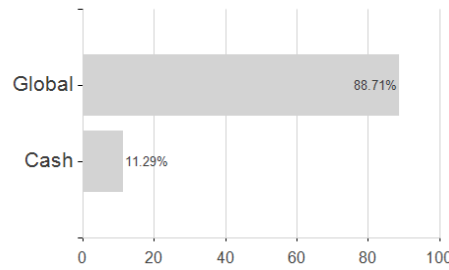
3 Displays the Ethical-Dynamical Ratio calculated according to standard criteria. The maximum value is 100. For more information visit [EDA](#)

Assessment Structure

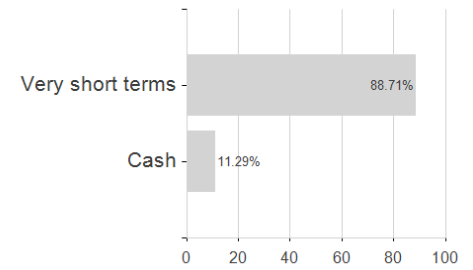
Assets



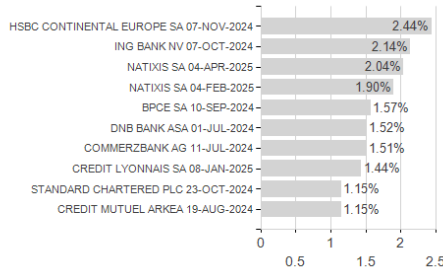
Countries



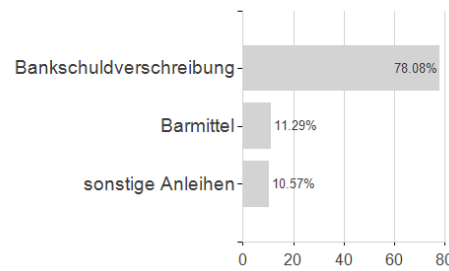
Duration



Largest positions



Issuer



Rating

