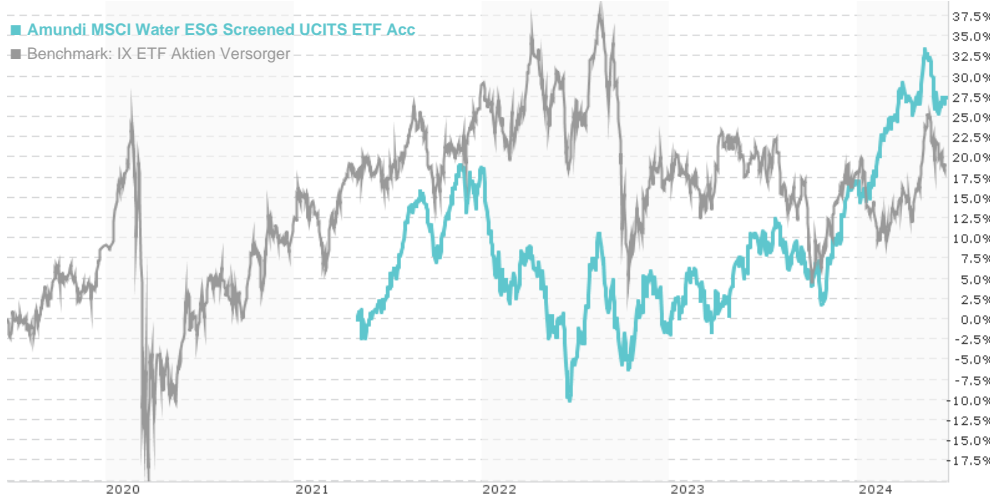


Amundi MSCI Water ESG Screened UCITS ETF Acc / FR0014002CH1 / LYX00V / Amundi Asset Mgmt.

Last 06/20/2024 ¹	Region	Branch	Type of yield	Type
6.34 EUR	Worldwide	ETF Stocks	reinvestment	Alternative Investm.



Risk key figures

SRI	1	2	3	4	5	6	7	
Mountain-View Funds Rating ²							EDA ³	91

Yearly Performance

2023	+19.14%
2022	-16.98%

Master data		Conditions		Other figures	
Fund type	Single fund	Issue surcharge	0.00%	Minimum investment	UNT 1
Category	Equity	Planned administr. fee	0.00%	Savings plan	-
Sub category	ETF Stocks	Deposit fees	0.00%	UCITS / OGAW	Yes
Fund domicile	France	Redemption charge	0.00%	Performance fee	0.00%
Tranch volume	(06/20/2024) EUR 72.47 mill.	Ongoing charges	-	Redeployment fee	0.00%
Total volume	-	Dividends		Investment company	
Launch date	4/23/2021	Amundi Asset Mgmt.			
KESt report funds	No	90 boulevard Pasteur, 75015, Paris			
Business year start	01.11.	France			
Sustainability type	Water	www.amundi.fr/			
Fund manager	-				

Performance	1M	6M	YTD	1Y	2Y	3Y	5Y	Since start
Performance	-3.69%	+9.88%	+8.85%	+16.03%	+41.66%	+25.23%	-	+27.54%
Performance p.a.	-	-	-	+15.98%	+18.99%	+7.79%	-	+8.08%
Sharpe ratio	-3.35	1.67	1.55	1.13	1.10	0.29	-	0.31
Volatility	11.77%	10.26%	10.52%	10.87%	13.93%	13.98%	0.00%	13.90%
Worst month	-	-1.95%	-1.95%	-3.39%	-7.02%	-9.30%	0.00%	-9.30%
Best month	-	6.60%	6.60%	6.97%	13.07%	13.07%	0.00%	13.07%
Maximum loss	-5.21%	-6.02%	-6.02%	-9.56%	-15.25%	-24.44%	0.00%	-

Distribution permission

Austria, Germany, Switzerland

¹ Important note on update status: The displayed date refers exclusively to the calculation of the NAV.

² The Mountain-View Data Fund Rating calculates a comparative ranking for funds using yield, volatility and trend data. For more information visit [MVD Funds Rating](#)

³ Displays the Ethical-Dynamical Ratio calculated according to standard criteria. The maximum value is 100. For more information visit [EDA](#)

Amundi MSCI Water ESG Screened UCITS ETF Acc / FR0014002CH1 / LYX00V / Amundi Asset Mgmt.

Investment strategy

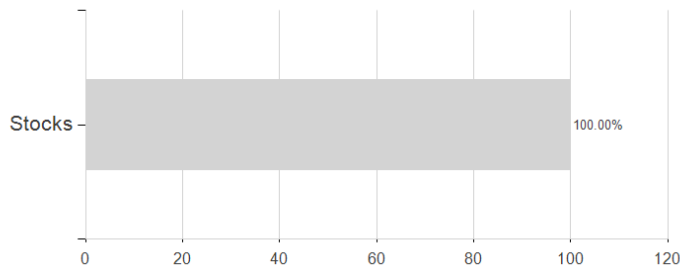
The benchmark aims to represent the performance of securities whose activities are related to the water sector such as water distribution, utilities and the provision of water-related equipment and water treatment and excludes companies that lag behind the theme universe in environmental, social and governance ("ESG") terms, based on an ESG rating. The Fund aims to achieve its objective through a direct replication method, namely by investing primarily in the components of the Benchmark. In order to optimise Benchmark replication, the Fund may use a sampling technique as well as guaranteed temporary sales of securities.

Investment goal

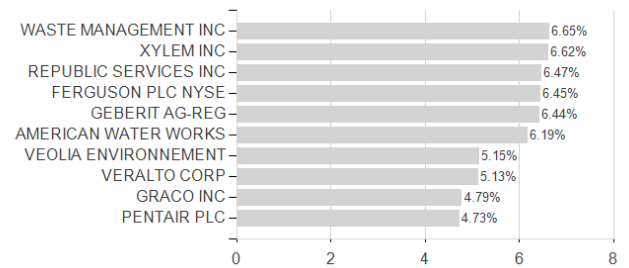
The Fund's objective is to replicate, both upwards and downwards, the performance of the MSCI ACWI IMI Water ESG Filtered Net Total Return Index (net dividends reinvested) (the "Benchmark"), denominated in US dollars (USD), while minimising the tracking error between the Fund's performance and that of the Benchmark.

Assessment Structure

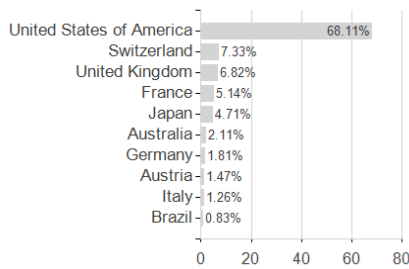
Assets



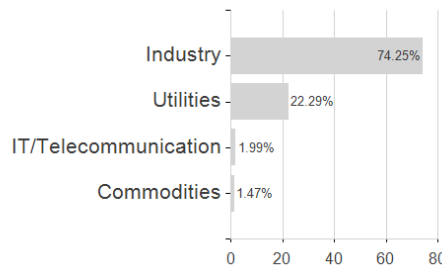
Largest positions



Countries



Branches



Currencies

