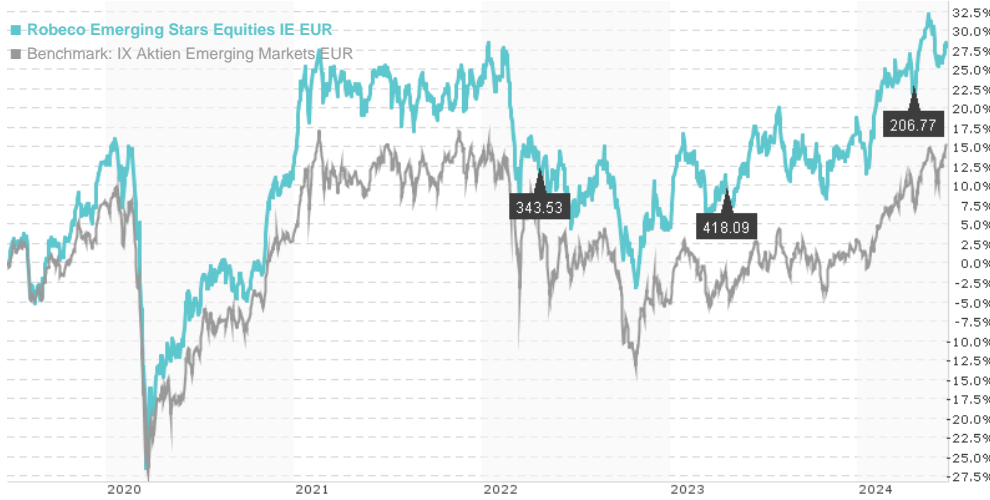


Robeco Emerging Stars Equities IE EUR / LU1840769852 / A2PXQX / Robeco Inst. AM

Last 06/20/2024 ¹	Region	Branch	Type of yield	Type
13068.80 EUR	Emerging Markets	Mixed Sectors	paying dividend	Equity Fund



Risk key figures

SRI	1	2	3	4	5	6	7
Mountain-View Funds Rating ²	EDA ³						
	83						

Yearly Performance

2023	+13.42%
2022	-15.08%
2021	+8.58%
2020	+0.91%
2019	+28.76%

Master data		Conditions		Other figures	
Fund type	Single fund	Issue surcharge	0.50%	Minimum investment	UNT 0
Category	Equity	Planned administr. fee	0.00%	Savings plan	-
Sub category	Mixed Sectors	Deposit fees	0.00%	UCITS / OGAW	Yes
Fund domicile	Luxembourg	Redemption charge	0.00%	Performance fee	15.00%
Tranch volume	-	Ongoing charges	-	Redeployment fee	0.00%
Total volume	(06/20/2024) EUR 2,032.23 mill.	Dividends		Investment company	
Launch date	6/28/2018	17.04.2024	206.77 EUR	Robeco Inst. AM	
KEST report funds	No	19.04.2023	418.09 EUR	Weena 850, 3014, Rotterdam	
Business year start	01.01.	20.04.2022	343.53 EUR	Netherlands	
Sustainability type	-	21.04.2021	163.96 EUR	https://www.robeco.com	
Fund manager	Jaap van der Hart, Karnail Sangha	22.04.2020	172.07 EUR		

Performance	1M	6M	YTD	1Y	2Y	3Y	5Y	Since start
Performance	-2.41%	+10.85%	+7.68%	+10.20%	+20.07%	+2.88%	+26.85%	+45.89%
Performance p.a.	-	-	-	+10.17%	+9.56%	+0.95%	+4.87%	+6.51%
Sharpe ratio	-3.08	1.72	1.19	0.55	0.43	-0.20	0.07	0.18
Volatility	9.31%	11.17%	11.32%	11.83%	13.51%	14.03%	16.41%	15.83%
Worst month	-	-1.75%	-1.75%	-5.49%	-10.06%	-10.06%	-19.99%	-19.99%
Best month	-	5.65%	5.65%	5.65%	11.87%	11.87%	11.87%	11.87%
Maximum loss	-4.46%	-6.12%	-5.09%	-9.77%	-15.79%	-24.51%	-36.66%	-

Distribution permission

Austria, Germany, Switzerland, Luxembourg

1 Important note on update status: The displayed date refers exclusively to the calculation of the NAV.

2 The Mountain-View Data Fund Rating calculates a comparative ranking for funds using yield, volatility and trend data. For more information visit [MVD Funds Rating](#)


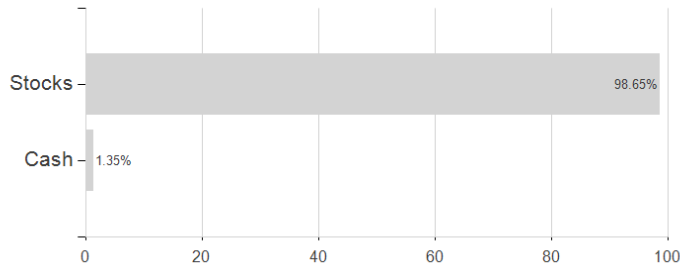
3 Displays the Ethical-Dynamical Ratio calculated according to standard criteria. The maximum value is 100. For more information visit [EDA](#)

Robeco Emerging Stars Equities IE EUR / LU1840769852 / A2PXQX / Robeco Inst. AM

Assessment Structure

Assets

Largest positions



Countries

Branches

Currencies

