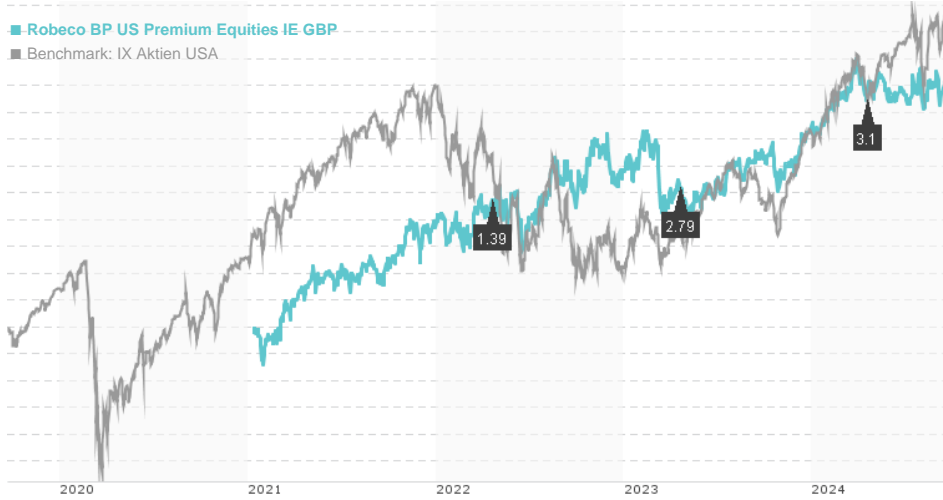


**Robeco BP US Premium Equities IE GBP / LU0432313244 / A0YFGM / Robeco Inst. AM**

Last 09/19/2024 <sup>1</sup>	Country	Branch	Type of yield	Type
531.11 GBP	United States of America	Mixed Sectors	paying dividend	Equity Fund



**Risk key figures**

SRI	1	2	3	4	5	6	7
Mountain-View Funds Rating <sup>2</sup>	EDA <sup>3</sup>						65

**Yearly Performance**

2023	+5.73%
2022	+8.99%
2021	+18.74%

Master data		Conditions		Other figures	
Fund type	Single fund	Issue surcharge	0.50%	Minimum investment	UNT 0
Category	Equity	Planned administr. fee	0.00%	Savings plan	-
Sub category	Mixed Sectors	Deposit fees	0.00%	UCITS / OGAW	Yes
Fund domicile	Luxembourg	Redemption charge	0.00%	Performance fee	0.00%
Tranch volume	-	Ongoing charges	-	Redeployment fee	0.00%
Total volume	(09/19/2024) USD 5,406.19 mill.	<b>Dividends</b>		<b>Investment company</b>	
Launch date	6/1/2009	17.04.2024	3.10 GBP	Robeco Inst. AM	
KESr report funds	No	19.04.2023	2.79 GBP	Weena 850, 3014, Rotterdam	
Business year start	01.01.	20.04.2022	1.39 GBP	Netherlands	
Sustainability type	-	21.04.2021	2.22 GBP	https://www.robeco.com	
Fund manager	Duilio R. Ramallo				

Performance	1M	6M	YTD	1Y	2Y	3Y	5Y	Since start
Performance	+0.32%	+0.74%	+7.11%	+10.88%	+13.47%	+35.50%	-	+46.55%
Performance p.a.	-	-	-	+10.85%	+6.51%	+10.66%	-	+10.92%
Sharpe ratio	0.03	-0.16	0.58	0.65	0.22	0.47	-	0.49
Volatility	11.95%	12.06%	11.40%	11.43%	14.10%	15.44%	0.00%	15.32%
Worst month	-	-4.83%	-4.83%	-4.83%	-5.03%	-5.03%	0.00%	-5.03%
Best month	-	4.56%	5.13%	5.13%	9.43%	9.43%	0.00%	9.43%
Maximum loss	-4.23%	-6.19%	-6.19%	-6.83%	-12.10%	-12.10%	0.00%	-

**Distribution permission**

Austria, Germany, Switzerland, Czech Republic

<sup>1</sup> Important note on update status: The displayed date refers exclusively to the calculation of the NAV.  
<sup>2</sup> The Mountain-View Data Fund Rating calculates a comparative ranking for funds using yield, volatility and trend data. For more information visit [MVD Funds Rating](#)  
<sup>3</sup> Displays the Ethical-Dynamical Ratio calculated according to standard criteria. The maximum value is 100. For more information visit [EDA](#)

**Robeco BP US Premium Equities IE GBP / LU0432313244 / A0YFGM / Robeco Inst. AM**

**Investment strategy**

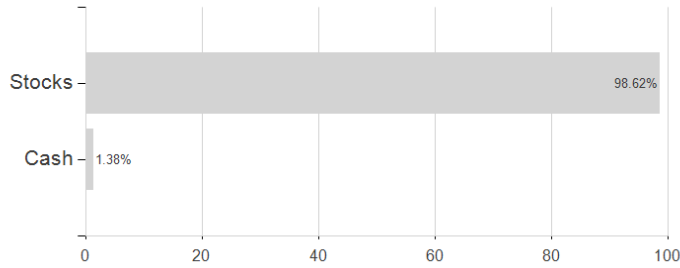
Robeco US Premium Equities (USD) selects stocks based on their investment merit. Its bottom-up stock selection process is guided by a disciplined value approach, intensive internal research and risk aversion. The fund's broad definition of value looks beyond traditional value characteristics such as low Price/Earnings and Price/Book, and includes analysis of long-term business fundamentals and short term business momentum. The fund's investment objective is to participate in rising markets and preserve capital in falling markets through diligent risk management.

**Investment goal**

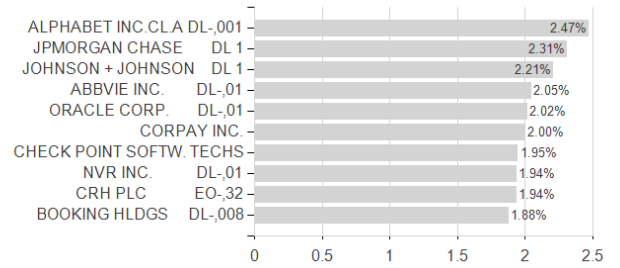
Robeco US Premium Equities invests in small, medium-sized and large value stocks in the US. The fund invests in undervalued businesses. Long-term business fundamentals and short-term business momentum are thoroughly analyzed in order to select stocks for investment.

**Assessment Structure**

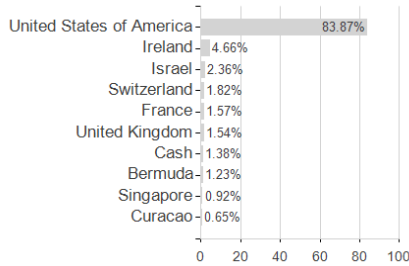
**Assets**



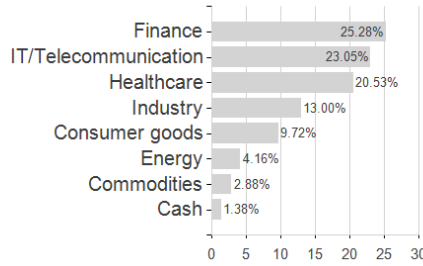
**Largest positions**



**Countries**



**Branches**



**Currencies**

