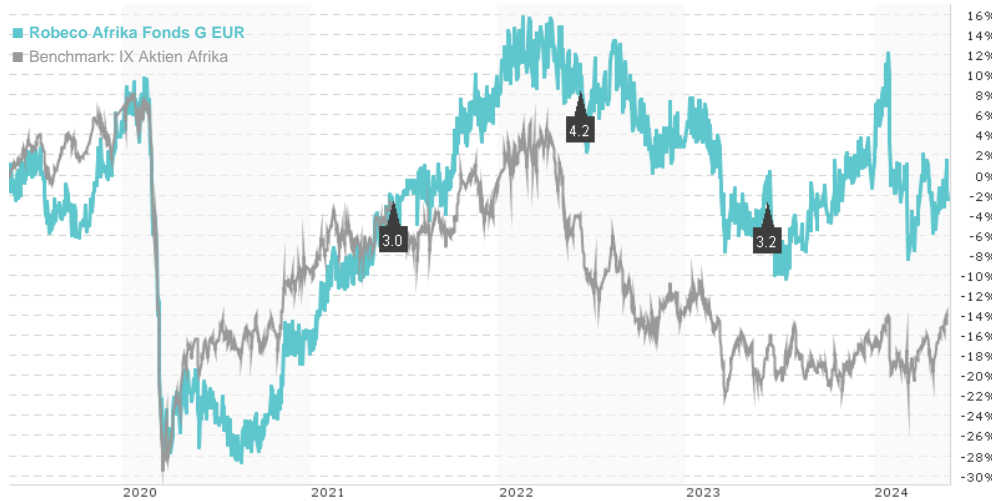


Robeco Afrika Fonds G EUR / NL0010510822 / A1XCPM / Robeco Inst. AM

| Last 05/23/2024 ¹ | Region | Branch | Type of yield | Type |
|------------------------------|--------|---------------|-----------------|-------------|
| 74.20 EUR | Africa | Mixed Sectors | paying dividend | Equity Fund |



Risk key figures

SRI 1 2 3 4 5 6 7

Mountain-View Funds Rating² EDA³

77

Yearly Performance

| | |
|------|---------|
| 2023 | -3.00% |
| 2022 | -4.92% |
| 2021 | +29.42% |
| 2020 | -20.12% |

| Master data | | Conditions | | Other figures | |
|---------------------|------------------------------|------------------------|----------|----------------------------|-------|
| Fund type | Single fund | Issue surcharge | 0.00% | Minimum investment | UNT 0 |
| Category | Equity | Planned administr. fee | 0.00% | Savings plan | - |
| Sub category | Mixed Sectors | Deposit fees | 0.00% | UCITS / OGAW | Yes |
| Fund domicile | Netherlands | Redemption charge | 0.00% | Performance fee | 0.00% |
| Tranch volume | - | Ongoing charges | - | Redeployment fee | 0.00% |
| Total volume | (05/23/2024) EUR 17.48 mill. | Dividends | | Investment company | |
| Launch date | 10/3/2013 | 06.06.2023 | 3.20 EUR | Robeco Inst. AM | |
| KESr report funds | No | 07.06.2022 | 4.20 EUR | Weena 850, 3014, Rotterdam | |
| Business year start | 01.01. | 08.06.2021 | 3.00 EUR | Netherlands | |
| Sustainability type | - | 27.05.2019 | 3.20 EUR | https://www.robeco.com | |
| Fund manager | Cornelis Vlooswijk | | | | |

| Performance | 1M | 6M | YTD | 1Y | 2Y | 3Y | 5Y | Since start |
|------------------|--------|---------|---------|---------|---------|---------|---------|-------------|
| Performance | -0.64% | -2.07% | -2.65% | +3.37% | -11.62% | +2.26% | -2.23% | -5.72% |
| Performance p.a. | - | - | - | +3.36% | -5.98% | +0.75% | -0.45% | -1.15% |
| Sharpe ratio | -0.38 | -0.28 | -0.35 | -0.02 | -0.35 | -0.11 | -0.15 | -0.17 |
| Volatility | 29.74% | 28.73% | 30.17% | 27.02% | 27.90% | 28.37% | 29.26% | 29.19% |
| Worst month | - | -3.29% | -3.29% | -7.55% | -7.55% | -7.55% | -20.62% | -20.62% |
| Best month | - | 3.14% | 3.14% | 6.44% | 6.44% | 6.44% | 6.90% | 6.90% |
| Maximum loss | -4.08% | -18.32% | -18.32% | -18.32% | -20.96% | -22.49% | -34.94% | - |

Distribution permission

Austria, Germany

¹ Important note on update status: The displayed date refers exclusively to the calculation of the NAV.

² The Mountain-View Data Fund Rating calculates a comparative ranking for funds using yield, volatility and trend data. For more information visit [MVD Funds Rating](#)

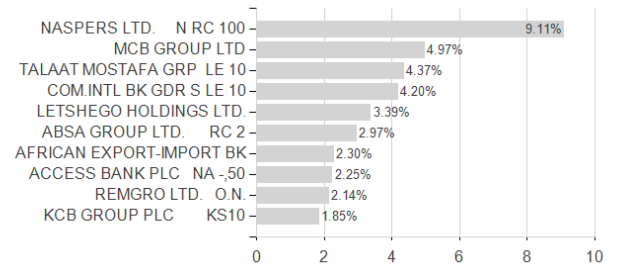
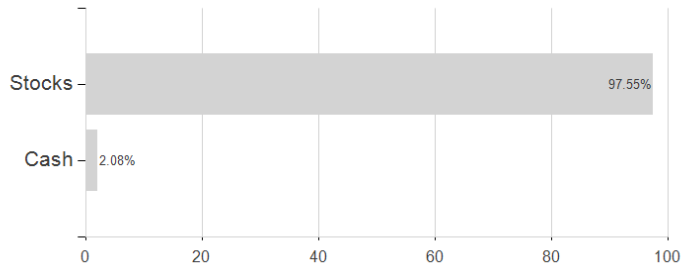
³ Displays the Ethical-Dynamical Ratio calculated according to standard criteria. The maximum value is 100. For more information visit [EDA](#)

Robeco Afrika Fonds G EUR / NL0010510822 / A1XCPM / Robeco Inst. AM

Assessment Structure

Assets

Largest positions



Countries

Branches

Currencies

