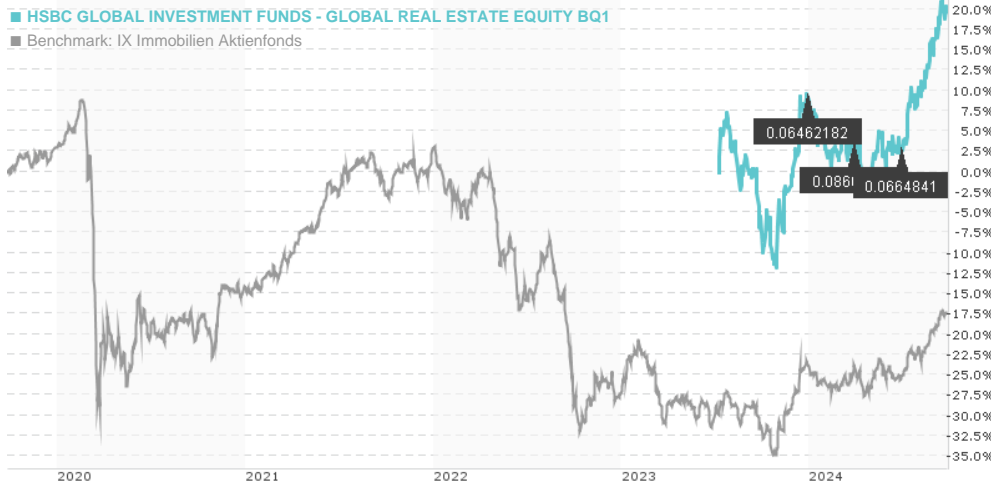


HSBC GLOBAL INVESTMENT FUNDS - GLOBAL REAL ESTATE EQUITY BQ1 / LU1947927940 / HS0306 / HSBC Inv.

Last 09/25/2024 ¹	Region	Branch	Type of yield	Type
11.68 USD	Worldwide	Real Estate Fund/Equity	paying dividend	Real Estate Investment Fund



Risk key figures

SRI	1	2	3	4	5	6	7
-----	---	---	---	---	---	---	---

Mountain-View Funds Rating² EDA³



Yearly Performance

Master data		Conditions		Other figures	
Fund type	Single fund	Issue surcharge	5.00%	Minimum investment	USD 5,000.00
Category	Real Estate	Planned administr. fee	0.00%	Savings plan	-
Sub category	Real Estate Fund/Equity	Deposit fees	0.00%	UCITS / OGAW	Yes
Fund domicile	Luxembourg	Redemption charge	0.00%	Performance fee	0.00%
Tranch volume	(09/25/2024) USD 0.086 mill.	Ongoing charges	-	Redeployment fee	0.00%
Total volume	(09/25/2024) USD 756.99 mill.	Dividends		Investment company	
Launch date	5/28/2021	28.06.2024	0.07 USD	HSBC Inv. Funds (LU)	
KESt report funds	No	27.03.2024	0.09 USD	18, Boulevard de Kockelscheuer, 1821, Luxembourg	
Business year start	01.04.	28.12.2023	0.06 USD	Luxembourg	
Sustainability type	-	www.assetmanagement.hsbc.lu			
Fund manager	N.F.Leming, G.Morrell, T.Carlton				

Performance	1M	6M	YTD	1Y	2Y	3Y	5Y	Since start
Performance	+2.93%	+16.07%	+9.27%	+25.10%	-	-	-	+19.76%
Performance p.a.	-	-	-	+25.02%	-	-	-	+16.02%
Sharpe ratio	3.00	2.16	0.67	1.25	-	-	-	0.75
Volatility	13.46%	14.38%	14.25%	17.34%	0.00%	0.00%	0.00%	16.88%
Worst month	-	-5.32%	-5.32%	-7.37%	-7.37%	0.00%	0.00%	-7.37%
Best month	-	7.17%	10.21%	10.76%	10.76%	0.00%	0.00%	10.76%
Maximum loss	-1.85%	-7.32%	-10.63%	-11.21%	0.00%	0.00%	0.00%	-

Distribution permission

Austria, Germany, Switzerland, Czech Republic

¹ Important note on update status: The displayed date refers exclusively to the calculation of the NAV.

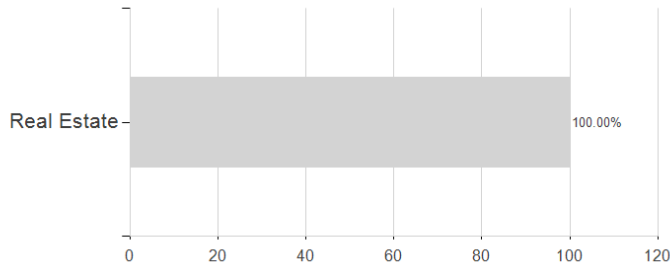
² The Mountain-View Data Fund Rating calculates a comparative ranking for funds using yield, volatility and trend data. For more information visit [MVD Funds Rating](#)

³ Displays the Ethical-Dynamical Ratio calculated according to standard criteria. The maximum value is 100. For more information visit [EDA](#)

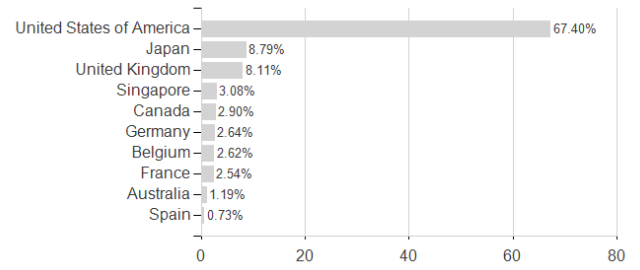
HSBC GLOBAL INVESTMENT FUNDS - GLOBAL REAL ESTATE EQUITY BQ1 / LU1947927940 / HS0306 / HSBC Inv.

Assessment Structure

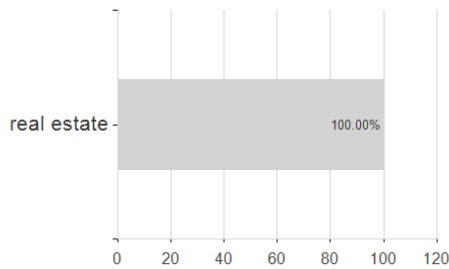
Assets



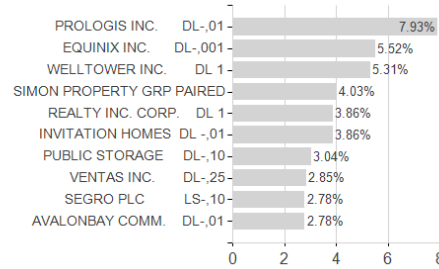
Countries



Branches



Largest positions



Currencies

