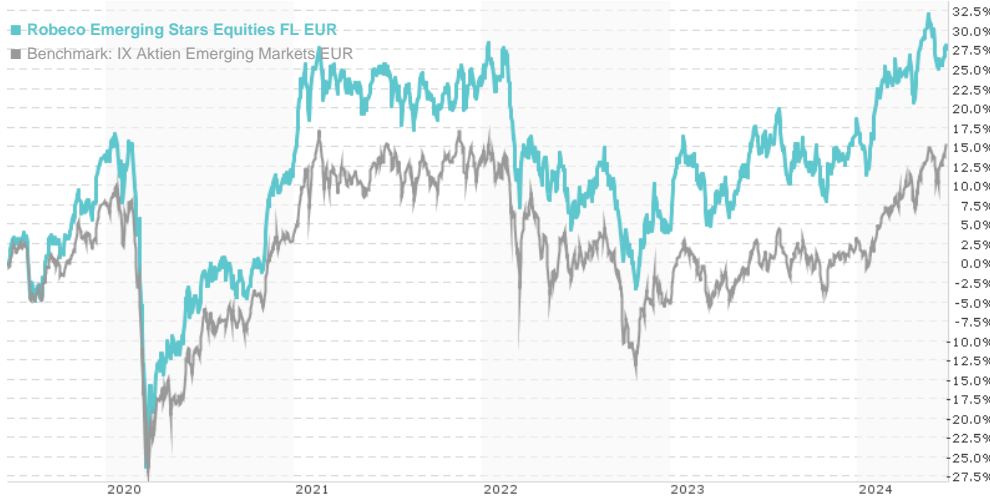


Robeco Emerging Stars Equities FL EUR / LU1664415012 / A2PXR2 / Robeco Inst. AM

Last 06/20/2024 ¹	Region	Branch	Type of yield	Type
133.70 EUR	Emerging Markets	Mixed Sectors	reinvestment	Equity Fund



Risk key figures

SRI	1	2	3	4	5	6	7
Mountain-View Funds Rating ²	EDA ³						
	83						

Yearly Performance

2023	+13.51%
2022	-15.31%
2021	+8.29%
2020	+0.61%
2019	+29.39%

Master data		Conditions		Other figures	
Fund type	Single fund	Issue surcharge	0.00%	Minimum investment	UNT 0
Category	Equity	Planned administr. fee	0.00%	Savings plan	-
Sub category	Mixed Sectors	Deposit fees	0.00%	UCITS / OGAW	Yes
Fund domicile	Luxembourg	Redemption charge	0.00%	Performance fee	0.00%
Tranch volume	-	Ongoing charges	-	Redeployment fee	0.00%
Total volume	(06/20/2024) EUR 2,032.23 mill.	Dividends		Investment company	
Launch date	8/17/2017	Robeco Inst. AM Weena 850, 3014, Rotterdam Netherlands https://www.robeco.com			
KESr report funds	No				
Business year start	01.01.				
Sustainability type	-				
Fund manager	Jaap van der Hart, Karnail Sangha				

Performance	1M	6M	YTD	1Y	2Y	3Y	5Y	Since start
Performance	-2.56%	+10.79%	+7.60%	+10.20%	+19.90%	+2.45%	+26.42%	+33.70%
Performance p.a.	-	-	-	+10.17%	+9.49%	+0.81%	+4.79%	+4.33%
Sharpe ratio	-3.21	1.69	1.16	0.54	0.43	-0.21	0.07	0.04
Volatility	9.35%	11.32%	11.51%	11.93%	13.58%	14.07%	16.45%	15.65%
Worst month	-	-1.71%	-1.71%	-5.68%	-10.07%	-10.07%	-20.01%	-20.01%
Best month	-	5.98%	5.98%	5.98%	11.85%	11.85%	11.85%	11.85%
Maximum loss	-4.53%	-6.14%	-5.32%	-9.89%	-15.82%	-24.68%	-36.69%	-

Distribution permission

Austria, Germany, Switzerland, Luxembourg

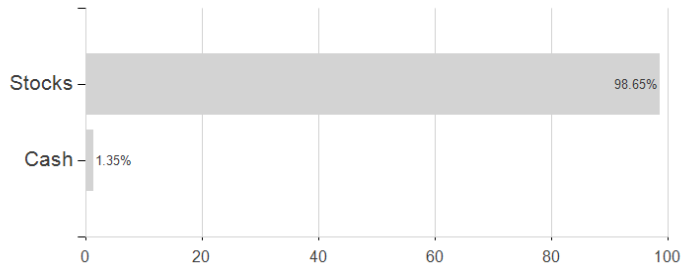
¹ Important note on update status: The displayed date refers exclusively to the calculation of the NAV.
² The Mountain-View Data Fund Rating calculates a comparative ranking for funds using yield, volatility and trend data. For more information visit [MVD Funds Rating](#)

Robeco Emerging Stars Equities FL EUR / LU1664415012 / A2PXR2 / Robeco Inst. AM


3 Displays the Ethical-Dynamical Ratio calculated according to standard criteria. The maximum value is 100. For more information visit [EDA](#)

Assessment Structure

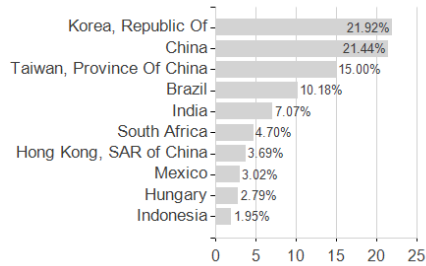
Assets



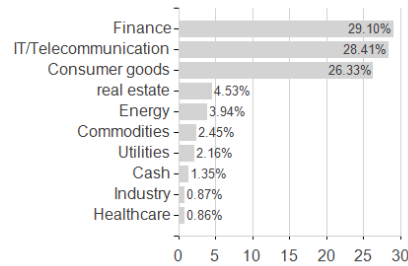
Largest positions



Countries



Branches



Currencies

