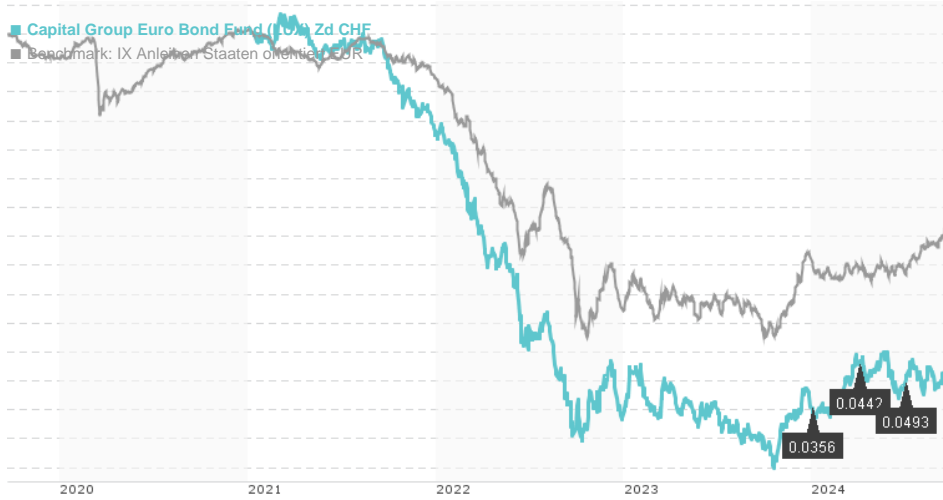


Capital Group Euro Bond Fund (LUX) Zd CHF / LU0817809519 / A1T6D3 / Capital Int. M. Co.

Last 09/19/2024 ¹	Region	Branch	Type of yield	Type
11.64 CHF	Worldwide	Bonds: Focus Public Sector	paying dividend	Fixed-Income Fund



Risk key figures

SRI	1	2	3	4	5	6	7
Mountain-View Funds Rating ²	EDA ³						84

Yearly Performance

2023	+0.69%
2022	-20.99%
2021	-6.68%

Master data		Conditions		Other figures	
Fund type	Single fund	Issue surcharge	5.25%	Minimum investment	UNT 0
Category	Bonds	Planned administr. fee	0.00%	Savings plan	-
Sub category	Bonds: Focus Public Sector	Deposit fees	0.06%	UCITS / OGAW	Yes
Fund domicile	Luxembourg	Redemption charge	0.00%	Performance fee	0.00%
Tranch volume	(09/19/2024) EUR 0.826 mill.	Ongoing charges	-	Redeployment fee	0.00%
Total volume	(09/19/2024) EUR 705.98 mill.	Dividends		Investment company	
Launch date	4/25/2013	01.07.2024	0.05 CHF	Capital Int. M. Co.	
KESt report funds	No	02.04.2024	0.04 CHF	37A, Avenue J-F Kennedy, 1855, Luxembourg	
Business year start	01.01.	02.01.2024	0.04 CHF	Luxembourg	
Sustainability type	-	02.10.2023	0.04 CHF	https://www.capitalgroup.com	
Fund manager	A. Cormack Andrew, Bettini Damir, Chitty Philip,	03.07.2023	0.02 CHF		

Performance	1M	6M	YTD	1Y	2Y	3Y	5Y	Since start
Performance	-0.26%	+0.89%	+3.52%	+6.87%	+3.06%	-22.69%	-	-23.14%
Performance p.a.	-	-	-	+6.85%	+1.52%	-8.22%	-	-6.89%
Sharpe ratio	-1.08	-0.25	0.24	0.52	-0.25	-1.51	-	-1.44
Volatility	5.95%	6.71%	6.25%	6.51%	7.80%	7.72%	0.00%	7.19%
Worst month	-	-1.37%	-1.37%	-1.37%	-5.56%	-5.56%	0.00%	-5.56%
Best month	-	2.88%	2.88%	2.88%	2.88%	2.88%	0.00%	2.88%
Maximum loss	-2.06%	-4.12%	-4.12%	-4.12%	-9.60%	-29.59%	0.00%	-

Distribution permission

Austria, Germany, Switzerland, Czech Republic

1 Important note on update status: The displayed date refers exclusively to the calculation of the NAV.
 2 The Mountain-View Data Fund Rating calculates a comparative ranking for funds using yield, volatility and trend data. For more information visit [MVD Funds Rating](#)
 3 Displays the Ethical-Dynamical Ratio calculated according to standard criteria. The maximum value is 100. For more information visit [EDA](#)
 DISCLAIMER: The information on this page are for informational purposes only and should neither an offer to sell nor a solicitation for the purchase of the security or recommendation in favor of the security to be understood. baha GmbH assumes no liability despite thorough searches for the accuracy of the data.
 Funds data from: www.mountain-view.com. Fact Sheet created by: www.baha.com
 Created: 09/21/2024

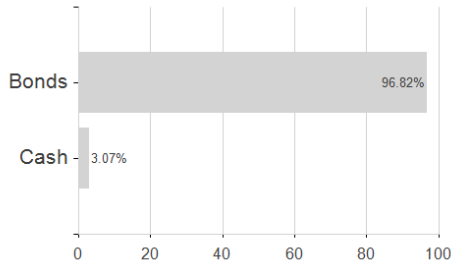
Capital Group Euro Bond Fund (LUX) Zd CHF / LU0817809519 / A1T6D3 / Capital Int. M. Co.

Investment goal

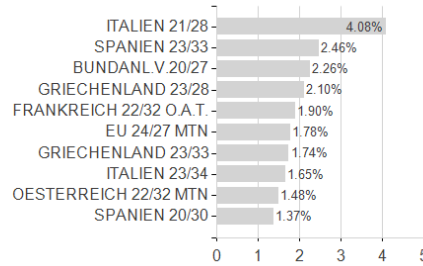
Long-term total return by investing primarily in corporate and government investment grade bonds that are euro-denominated.

Assessment Structure

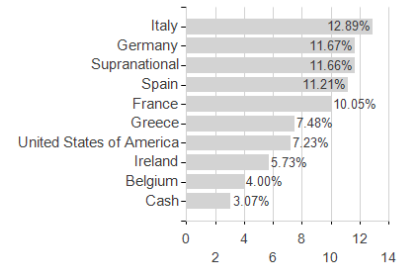
Assets



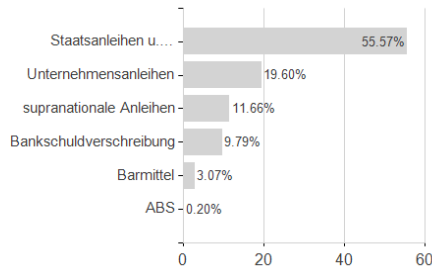
Largest positions



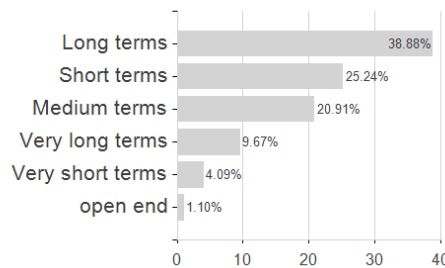
Countries



Issuer



Duration



Currencies

