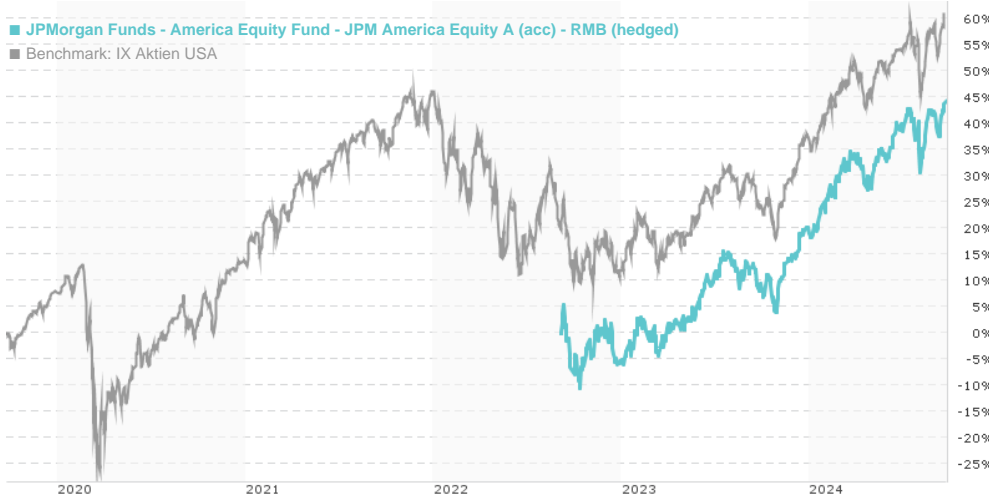


JPMorgan Funds - America Equity Fund - JPM America Equity A (acc) - RMB (hedged) / LU2499265408 / A3DQWL /

| | | | | |
|------------------------------|--------------------------|---------------|---------------|-------------|
| Last 09/23/2024 ¹ | Country | Branch | Type of yield | Type |
| 14.42 CNH | United States of America | Mixed Sectors | reinvestment | Equity Fund |



Risk key figures

| | | | | | | | | |
|---|---|---|---|---|---|---|------------------|----|
| SRI | 1 | 2 | 3 | 4 | 5 | 6 | 7 | |
| Mountain-View Funds Rating ² | | | | | | | EDA ³ | 67 |

Yearly Performance

| | |
|------|---------|
| 2023 | +27.47% |
|------|---------|

| Master data | | Conditions | | Other figures | |
|---------------------|--|--|-------|---------------------------|---------------|
| Fund type | Single fund | Issue surcharge | 5.00% | Minimum investment | USD 35,000.00 |
| Category | Equity | Planned administr. fee | 0.00% | Savings plan | - |
| Sub category | Mixed Sectors | Deposit fees | 0.00% | UCITS / OGAW | Yes |
| Fund domicile | Luxembourg | Redemption charge | 0.50% | Performance fee | 0.00% |
| Tranch volume | (09/23/2024) USD 89.35 mill. | Ongoing charges | - | Redeployment fee | 0.00% |
| Total volume | (09/23/2024) USD 7,678.30 mill. | Dividends | | Investment company | |
| Launch date | 9/6/2022 | JPMorgan AM (EU) | | | |
| KESr report funds | No | PO Box 275, 2012, Luxembourg | | | |
| Business year start | 01.07. | Luxembourg | | | |
| Sustainability type | - | https://www.jpmorganassetmanagement.de | | | |
| Fund manager | Felise Agranoff, Jonathan Simon, Jack Caffrey, Eric Ghernati | | | | |

| Performance | 1M | 6M | YTD | 1Y | 2Y | 3Y | 5Y | Since start |
|------------------|--------|--------|---------|---------|---------|-------|-------|-------------|
| Performance | +1.62% | +7.61% | +19.97% | +32.66% | +54.06% | - | - | +44.20% |
| Performance p.a. | - | - | - | +32.76% | +24.08% | - | - | +19.56% |
| Sharpe ratio | 1.54 | 0.88 | 1.85 | 2.23 | 1.33 | - | - | 1.01 |
| Volatility | 11.26% | 14.08% | 13.54% | 13.18% | 15.57% | 0.00% | 0.00% | 16.00% |
| Worst month | - | -3.43% | -3.43% | -4.20% | -5.04% | 0.00% | 0.00% | -5.04% |
| Best month | - | 5.42% | 5.42% | 9.25% | 9.25% | 0.00% | 0.00% | 9.25% |
| Maximum loss | -3.58% | -8.61% | -8.61% | -8.61% | -10.10% | 0.00% | 0.00% | - |

Distribution permission

Austria, Germany, Switzerland, Czech Republic

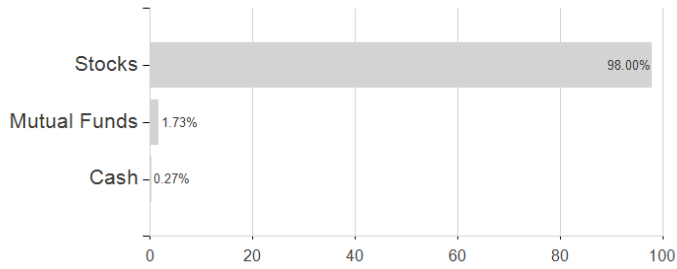
¹ Important note on update status: The displayed date refers exclusively to the calculation of the NAV.
² The Mountain-View Data Fund Rating calculates a comparative ranking for funds using yield, volatility and trend data. For more information visit [MVD Funds Rating](#)

JPMorgan Funds - America Equity Fund - JPM America Equity A (acc) - RMB (hedged) / LU2499265408 / A3DQWL /

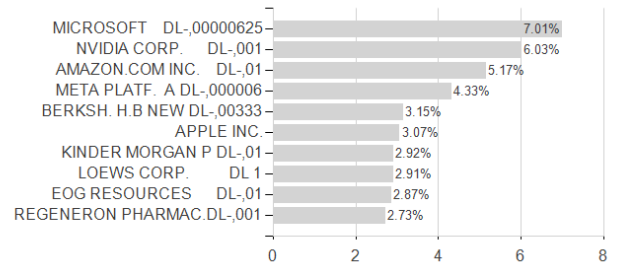
3 Displays the Ethical-Dynamical Ratio calculated according to standard criteria. The maximum value is 100. For more information visit [EDA](#)

Assessment Structure

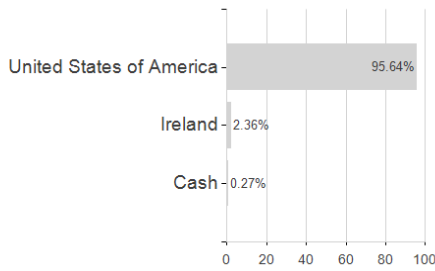
Assets



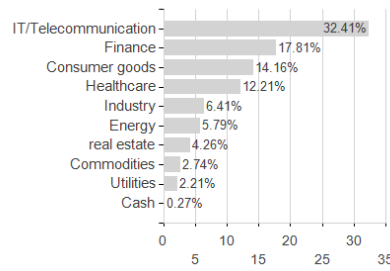
Largest positions



Countries



Branches



Currencies

