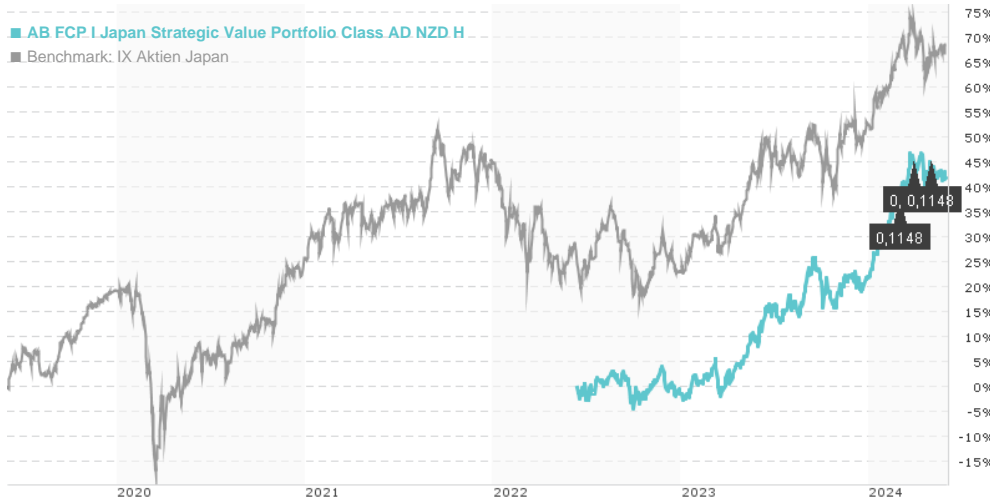


AB FCP I Japan Strategic Value Portfolio Class AD NZD H / LU1008672815 / A3CP7D / AllianceBernstein LU

Last 05/30/2024 ¹	Country	Branch	Type of yield	Type
20.79 NZD	Japan	Mixed Sectors	paying dividend	Equity Fund



Risk key figures

SRI 1 2 3 4 5 6 7

Mountain-View Funds Rating² EDA³

78

Yearly Performance

2023 +23.88%

Master data		Conditions		Other figures	
Fund type	Single fund	Issue surcharge	5.00%	Minimum investment	NZD 3,000.00
Category	Equity	Planned administr. fee	0.00%	Savings plan	-
Sub category	Mixed Sectors	Deposit fees	0.00%	UCITS / OGAW	Yes
Fund domicile	Luxembourg	Redemption charge	0.00%	Performance fee	0.00%
Tranch volume	(05/30/2024) JPY 0.100 mill.	Ongoing charges	-	Redeployment fee	0.00%
Total volume	(05/30/2024) JPY 7,706.10 mill.	Dividends		Investment company	
Launch date	1/30/2014	30.04.2024	0.11 NZD	AllianceBernstein LU 2-4, rue Eugene Ruppert, 2453, Luxembourg Luxembourg https://www.alliancebernstein.com	
KESr report funds	No	28.03.2024	0.11 NZD		
Business year start	01.09.	29.02.2024	0.11 NZD		
Sustainability type	-	31.01.2024	0.11 NZD		
Fund manager	Atsushi Horikawa	29.12.2023	0.11 NZD		

Performance	1M	6M	YTD	1Y	2Y	3Y	5Y	Since start
Performance	-2.35%	+16.13%	+16.16%	+29.92%	+41.87%	-	-	+41.87%
Performance p.a.	-	-	-	+29.83%	+19.52%	-	-	+19.52%
Sharpe ratio	-2.55	2.44	3.22	1.94	-	-	-	1.20
Volatility	11.35%	12.86%	12.57%	13.46%	0.00%	0.00%	0.00%	13.10%
Worst month	-	-2.35%	-2.35%	-3.58%	-6.20%	0.00%	0.00%	-6.20%
Best month	-	6.80%	6.80%	6.80%	6.80%	0.00%	0.00%	6.80%
Maximum loss	-2.63%	-4.59%	-4.59%	-8.19%	0.00%	0.00%	0.00%	-

Distribution permission

Austria, Germany, Switzerland, Luxembourg

¹ Important note on update status: The displayed date refers exclusively to the calculation of the NAV.

² The Mountain-View Data Fund Rating calculates a comparative ranking for funds using yield, volatility and trend data. For more information visit [MVD Funds Rating](#)

³ Displays the Ethical-Dynamical Ratio calculated according to standard criteria. The maximum value is 100. For more information visit [EDA](#)

AB FCP I Japan Strategic Value Portfolio Class AD NZD H / LU1008672815 / A3CP7D / AllianceBernstein LU

Investment strategy

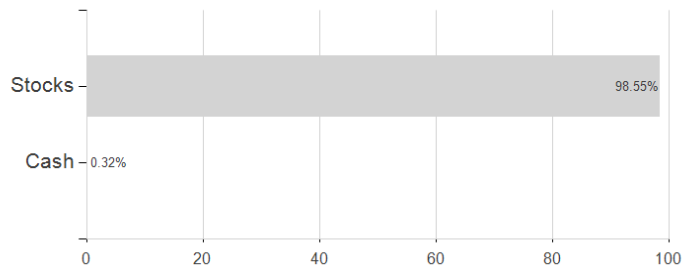
Employing a disciplined, bottom-up approach that combines fundamental research with proprietary quantitative tools to identify attractive investment opportunities, with an emphasis on valuation

Investment goal

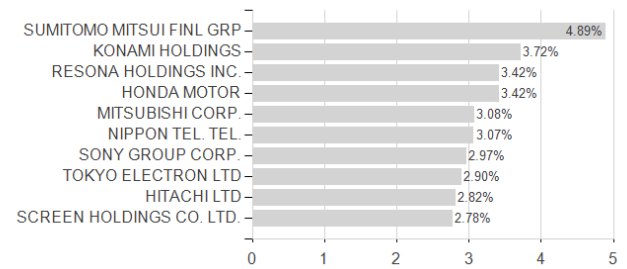
Seeks long-term capital growth by: - Investing primarily in Japanese stocks that offer compelling long-term return potential at attractive valuations - Taking a long-term perspective in order to capitalize on short-term market inefficiencies created by investors' overreaction to macroeconomic, industry, or company-specific concern

Assessment Structure

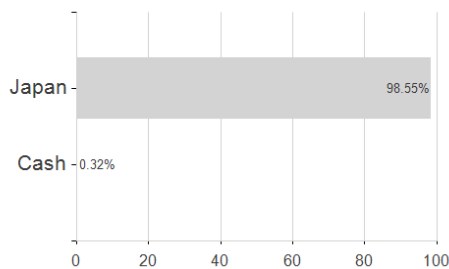
Assets



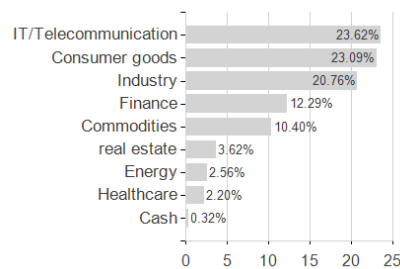
Largest positions



Countries



Branches



Currencies

