

Goldman Sachs AAA ABS - I Cap EUR / LU0939627880 / A2N4FQ / Goldman Sachs AM BV

Last 06/19/2024 ¹	Region	Branch	Type of yield	Type
5450.75 EUR	Worldwide	Bonds: Mixed	reinvestment	Fixed-Income Fund



Risk key figures

SRI	1	2	3	4	5	6	7
Mountain-View Funds Rating ²							EDA ³
							-

Yearly Performance

Master data		Conditions		Other figures	
Fund type	Single fund	Issue surcharge	2.00%	Minimum investment	EUR 250,000.00
Category	Bonds	Planned administr. fee	0.00%	Savings plan	-
Sub category	Bonds: Mixed	Deposit fees	0.00%	UCITS / OGAW	Yes
Fund domicile	Luxembourg	Redemption charge	0.00%	Performance fee	0.00%
Tranch volume	-	Ongoing charges	-	Redeployment fee	0.00%
Total volume	(06/19/2024) EUR 669.43 mill.	Dividends		Investment company	
Launch date	12/12/2013			Goldman Sachs AM BV	
KESt report funds	No			Schenkkade 65, 2509, LL Den Haag	
Business year start	01.10.			Netherlands	
Sustainability type	-			www.gsam.com	
Fund manager	-				

Performance	1M	6M	YTD	1Y	2Y	3Y	5Y	Since start
Performance	+0.45%	+2.84%	+2.66%	+5.46%	-	-	-	+6.60%
Performance p.a.	-	-	-	+5.44%	-	-	-	+5.08%
Sharpe ratio	9.69	7.86	8.33	6.82	-	-	-	5.25
Volatility	0.20%	0.26%	0.25%	0.26%	0.00%	0.00%	0.00%	0.26%
Worst month	-	0.27%	0.27%	0.27%	0.27%	0.00%	0.00%	0.27%
Best month	-	0.68%	0.68%	0.68%	0.68%	0.00%	0.00%	0.68%
Maximum loss	0.00%	-0.05%	-0.05%	-0.05%	0.00%	0.00%	0.00%	-

Distribution permission

Germany, Switzerland, Luxembourg

1 Important note on update status: The displayed date refers exclusively to the calculation of the NAV.

2 The Mountain-View Data Fund Rating calculates a comparative ranking for funds using yield, volatility and trend data. For more information visit [MVD Funds Rating](#)

3 Displays the Ethical-Dynamical Ratio calculated according to standard criteria. The maximum value is 100. For more information visit [EDA](#)

Goldman Sachs AAA ABS - I Cap EUR / LU0939627880 / A2N4FQ / Goldman Sachs AM BV

Investment strategy

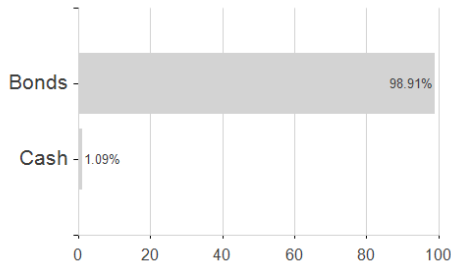
We invest in asset backed securities, which are bonds backed by collateral, e.g. residential mortgages, commercial real estate debt, consumer loans or credit card receivables. Other eligible investments include, amongst others, deposits and money market paper. The team uses active management to generate long-term investment performance. The main driver of our performance is based on our top down approach, whereby we select in which sectors we want to be over- and underweight based on macro, fundamentals, valuation and momentum.

Investment goal

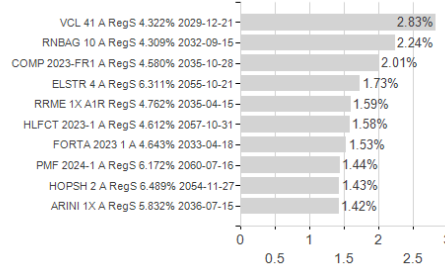
The Fund promotes environmental or social characteristics but does not have a sustainable investment objective.

Assessment Structure

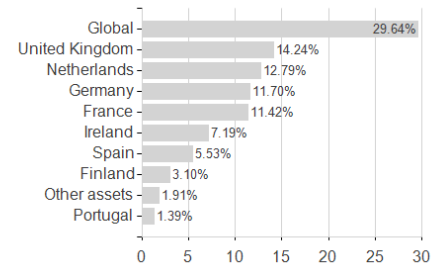
Assets



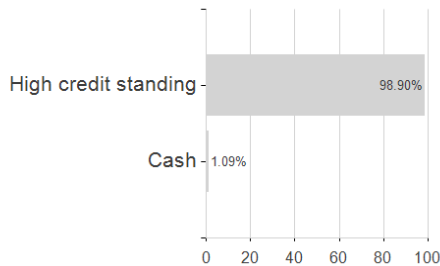
Largest positions



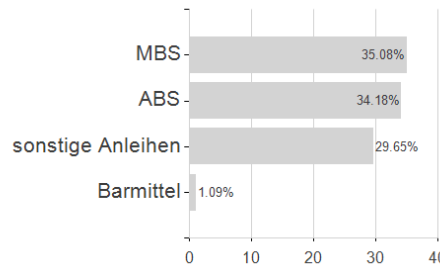
Countries



Rating



Issuer



Currencies

