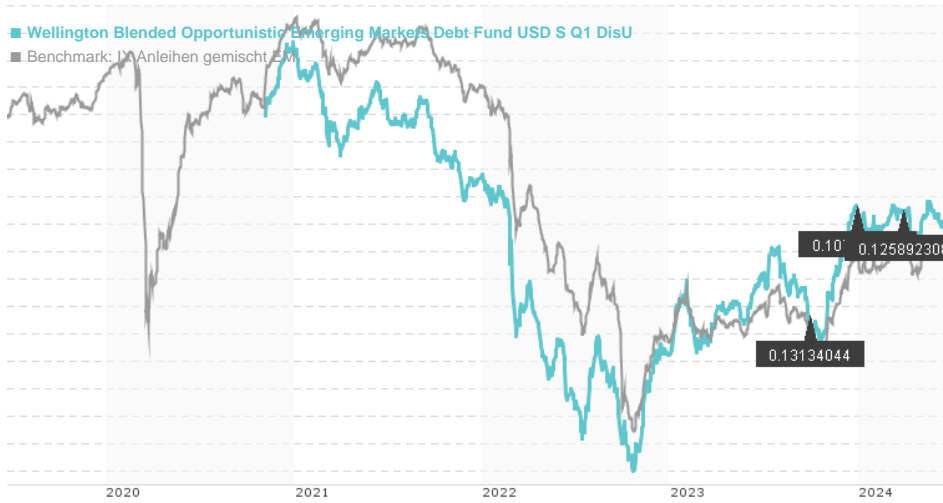


Wellington Blended Opportunistic Emerging Markets Debt Fund USD S Q1 DisU / IE00BHHMS698 / A2PN4G /

| | | | | |
|------------------------------|------------------|--------------|-----------------|-------------------|
| Last 06/20/2024 ¹ | Region | Branch | Type of yield | Type |
| 8.18 USD | Emerging Markets | Bonds: Mixed | paying dividend | Fixed-Income Fund |



Risk key figures

| | | | | | | | |
|-----|---|---|---|---|---|---|---|
| SRI | 1 | 2 | 3 | 4 | 5 | 6 | 7 |
|-----|---|---|---|---|---|---|---|

Mountain-View Funds Rating² EDA³



Yearly Performance

| | |
|------|---------|
| 2023 | +13.12% |
| 2022 | -13.75% |
| 2021 | -8.37% |

| Master data | | Conditions | | Other figures | |
|---------------------|--|------------------------|----------|--|------------------|
| Fund type | Single fund | Issue surcharge | 0.00% | Minimum investment | USD 1,000,000.00 |
| Category | Bonds | Planned administr. fee | 0.00% | Savings plan | - |
| Sub category | Bonds: Mixed | Deposit fees | 0.00% | UCITS / OGAW | Yes |
| Fund domicile | Ireland | Redemption charge | 0.00% | Performance fee | 0.00% |
| Tranch volume | (06/20/2024) USD 75.03 mill. | Ongoing charges | - | Redeployment fee | 0.00% |
| Total volume | (06/20/2024) USD 1,082.04 mill. | Dividends | | Investment company | |
| Launch date | 6/28/2019 | 28.03.2024 | 0.13 USD | Wellington M.Fd.(IE) Cardinal Place, 80 Victoria Street, SW1E 5JL, London United Kingdom https://www.wellingtonfunds.com | |
| KEST report funds | No | 29.12.2023 | 0.11 USD | | |
| Business year start | 01.01. | 29.09.2023 | 0.13 USD | | |
| Sustainability type | - | 30.06.2023 | 0.12 USD | | |
| Fund manager | Kevin Murphy, Michael Henry, Gillian Edgeworth | 31.03.2023 | 0.11 USD | | |

| Performance | 1M | 6M | YTD | 1Y | 2Y | 3Y | 5Y | Since start |
|------------------|--------|--------|--------|--------|---------|---------|-------|-------------|
| Performance | -1.56% | -0.52% | -1.20% | +5.41% | +15.63% | -8.45% | - | -7.72% |
| Performance p.a. | - | - | - | +5.39% | +7.53% | -2.90% | - | -2.19% |
| Sharpe ratio | -4.14 | -0.88 | -1.14 | 0.25 | 0.48 | -0.82 | - | -0.77 |
| Volatility | 4.98% | 5.43% | 5.50% | 6.85% | 7.90% | 8.04% | 0.00% | 7.67% |
| Worst month | - | -2.11% | -2.11% | -3.13% | -6.40% | -6.69% | 0.00% | -6.69% |
| Best month | - | 4.38% | 4.38% | 5.91% | 8.00% | 8.00% | 0.00% | 8.00% |
| Maximum loss | -2.21% | -3.54% | -3.54% | -7.81% | -11.78% | -26.99% | 0.00% | - |

Distribution permission

Austria, Germany, Switzerland

¹ Important note on update status: The displayed date refers exclusively to the calculation of the NAV.

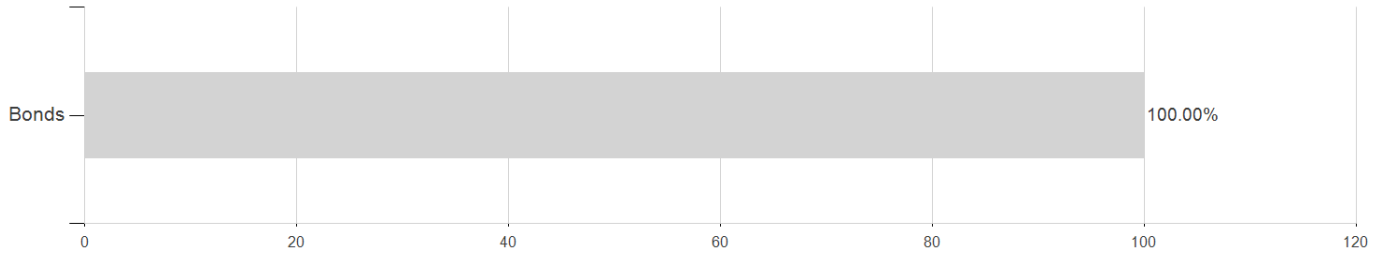
² The Mountain-View Data Fund Rating calculates a comparative ranking for funds using yield, volatility and trend data. For more information visit [MVD Funds Rating](#)

³ Displays the Ethical-Dynamical Ratio calculated according to standard criteria. The maximum value is 100. For more information visit [EDA](#)

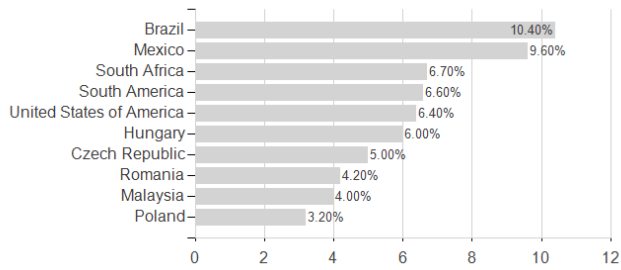
Wellington Blended Opportunistic Emerging Markets Debt Fund USD S Q1 DisU / IE00BHHMS698 / A2PN4G /

Assessment Structure

Assets



Countries



Currencies

